



US00D738409S

(12) **United States Design Patent**
Henry et al.

(10) **Patent No.:** **US D738,409 S**

(45) **Date of Patent:** **** Sep. 8, 2015**

(54) **ICE POP MOLD**

(71) Applicant: **Robinson Home Products Inc.**,
Williamsville, NY (US)

(72) Inventors: **Lou Henry**, Scarsdale, NY (US); **John Healy**, Brooklyn, NY (US)

(73) Assignee: **Robinson Home Products Inc.**,
Williamsville, NY (US)

(**) Term: **14 Years**

(21) Appl. No.: **29/488,731**

(22) Filed: **Apr. 23, 2014**

(51) **LOC (10) Cl.** **15-07**

(52) **U.S. Cl.**
USPC **D15/90**

(58) **Field of Classification Search**
USPC D15/79-91; D9/529, 522, 530, 565,
D9/449

CPC F25D 23/028; F25D 23/02; F25D 25/025;
F25D 23/00; F25D 2323/021; F25D 11/00;
F25D 2323/024; F25D 23/04; F25D 29/00;
F25D 25/02; F25D 25/024; F25D 27/005;
F25D 23/12; F25D 29/005; F25D 17/042;
F25D 2325/021; B65D 1/00; B65D 1/02;
B65D 1/0223; B65D 1/0246; B65D 41/00;
B65D 41/02; B65D 41/04; B65D 43/00;
B65D 43/14; B65D 43/16; B65D 43/161;
B65D 43/163

See application file for complete search history.

(56) **References Cited**

U.S. PATENT DOCUMENTS

D611,825 S *	3/2010	Usui et al.	D9/529
D699,117 S *	2/2014	Snyder	D9/522
D703,050 S *	4/2014	Lopez et al.	D9/503
D723,374 S *	3/2015	Rashid	D9/523
D727,738 S *	4/2015	Lindsay et al.	D9/537
D729,066 S *	5/2015	Behar et al.	D9/529

* cited by examiner

Primary Examiner — Khawaja Anwar

(74) *Attorney, Agent, or Firm* — Florek & Endres PLLC

(57) **CLAIM**

We claim the ornamental design for an ice pop mold, as shown and described.

DESCRIPTION

FIG. 1 is a perspective view of an ice pop mold, showing our new invention;

FIG. 2 is a front elevation view thereof;

FIG. 3 is a rear elevation view thereof;

FIG. 4 is a left side elevation view thereof;

FIG. 5 is a right side elevation view thereof;

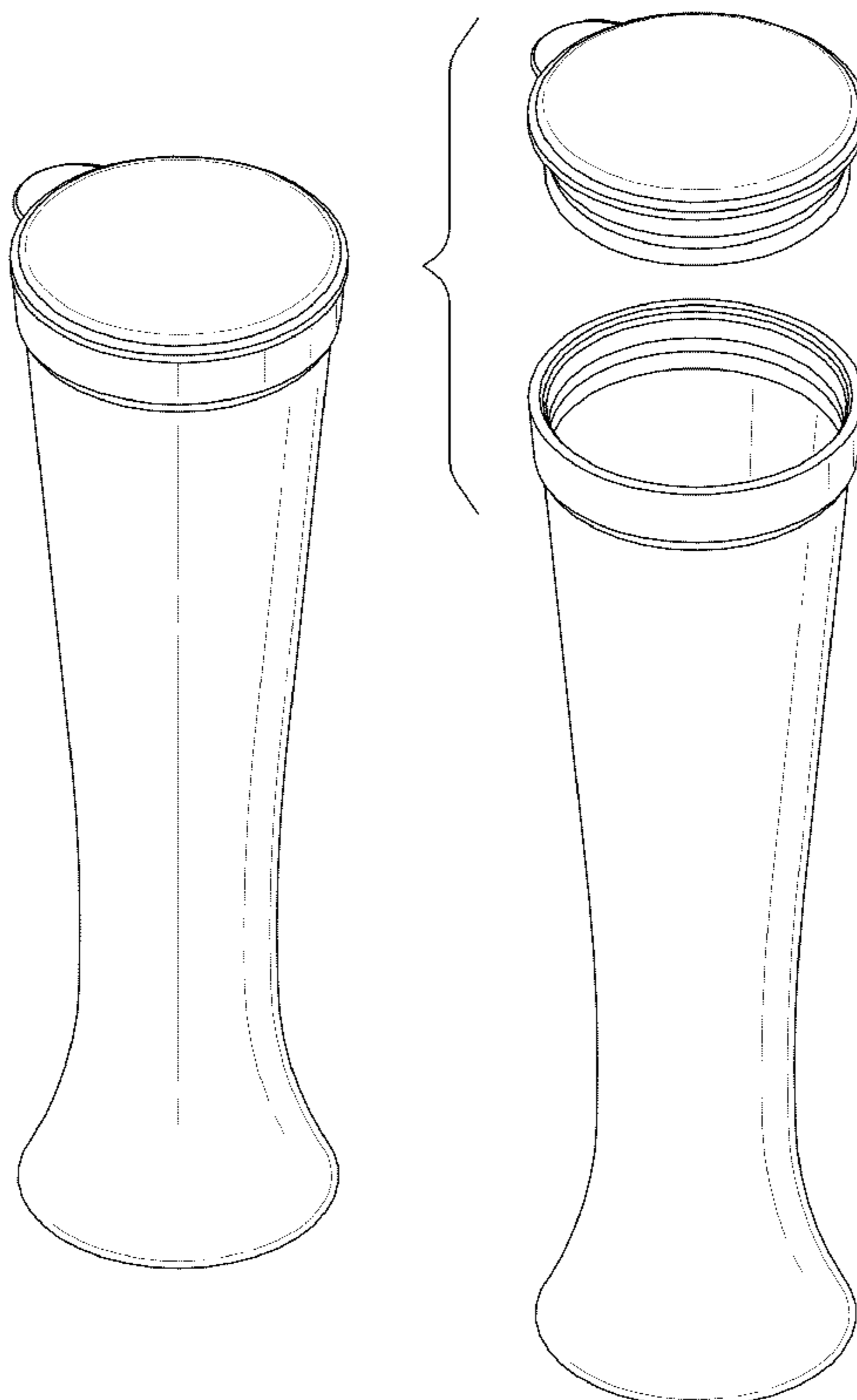
FIG. 6 is a top plan view thereof;

FIG. 7 is a bottom plan view thereof; and,

FIG. 8 is an exploded perspective view thereof.

The broken line in the figure drawings represents unclaimed environment and forms no part of the claimed design.

1 Claim, 7 Drawing Sheets



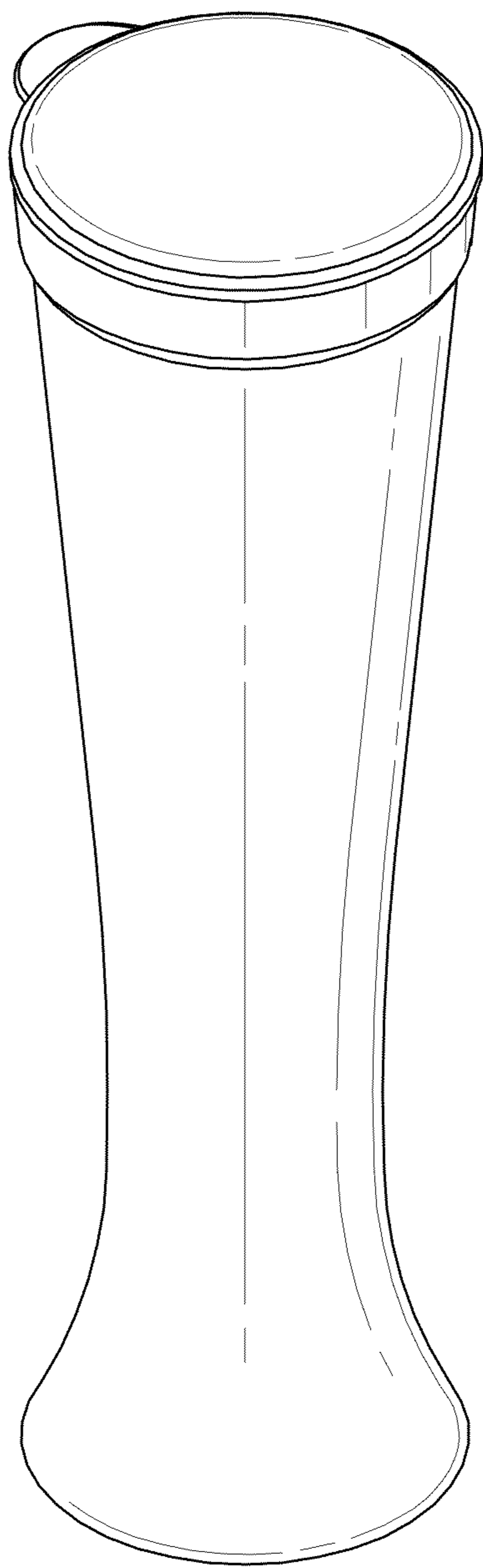


FIG. 1

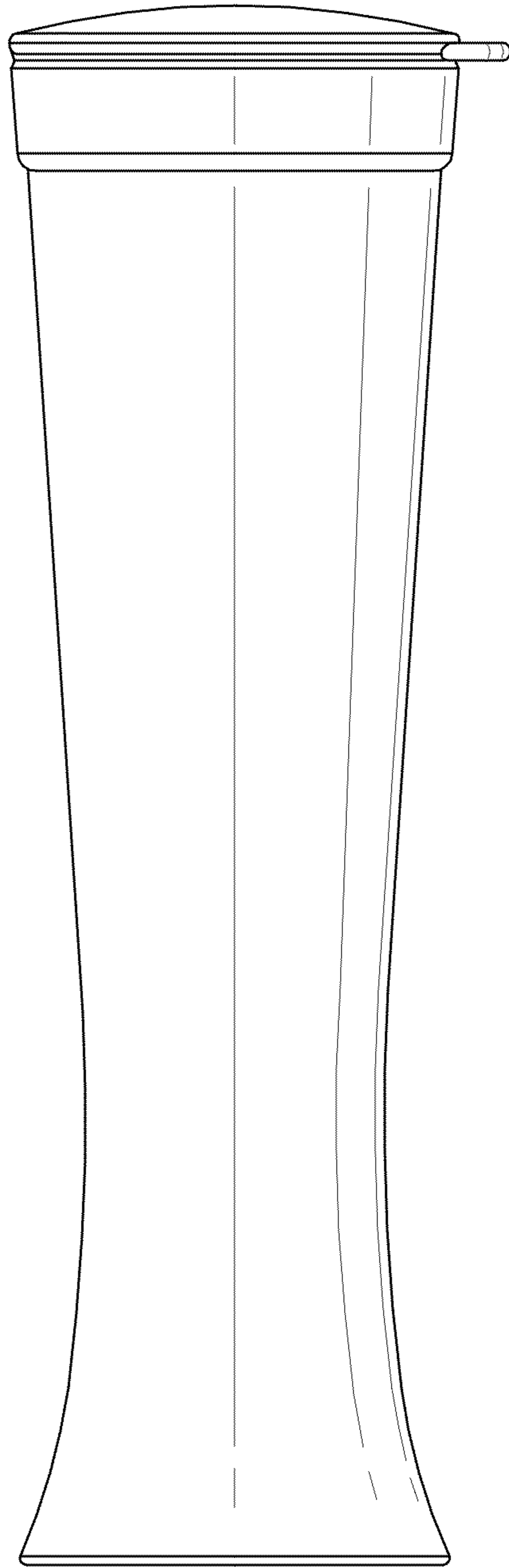


FIG. 2



FIG. 3

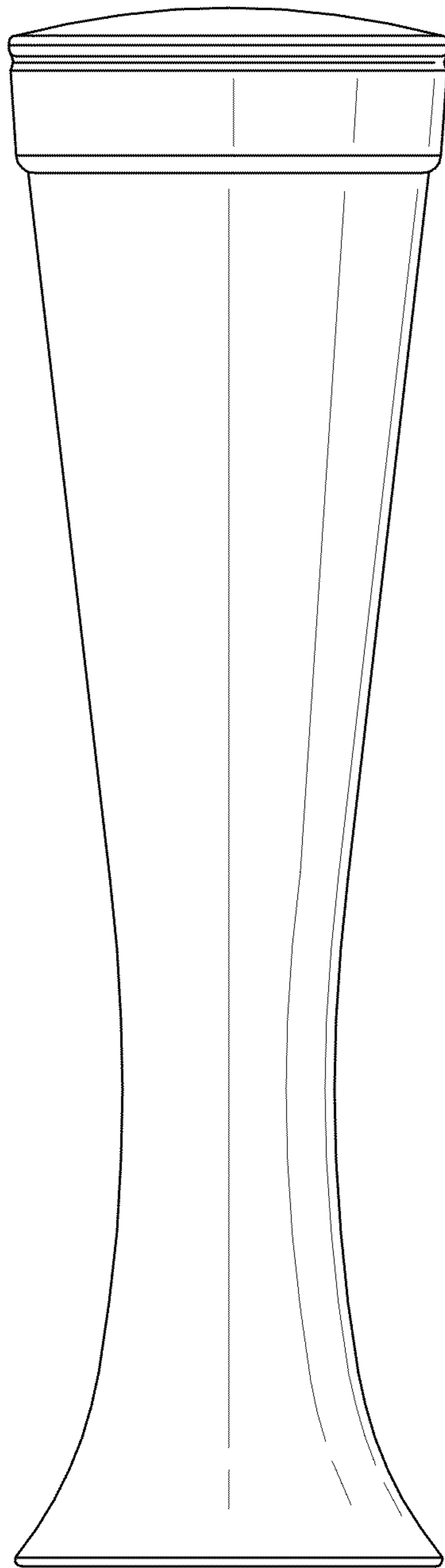


FIG. 4

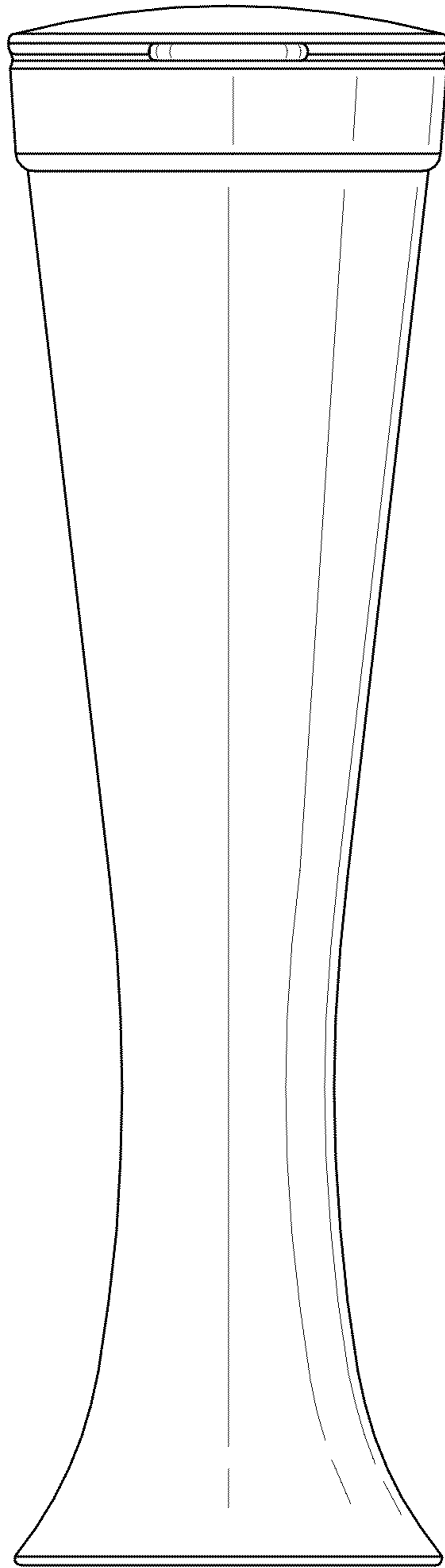


FIG. 5

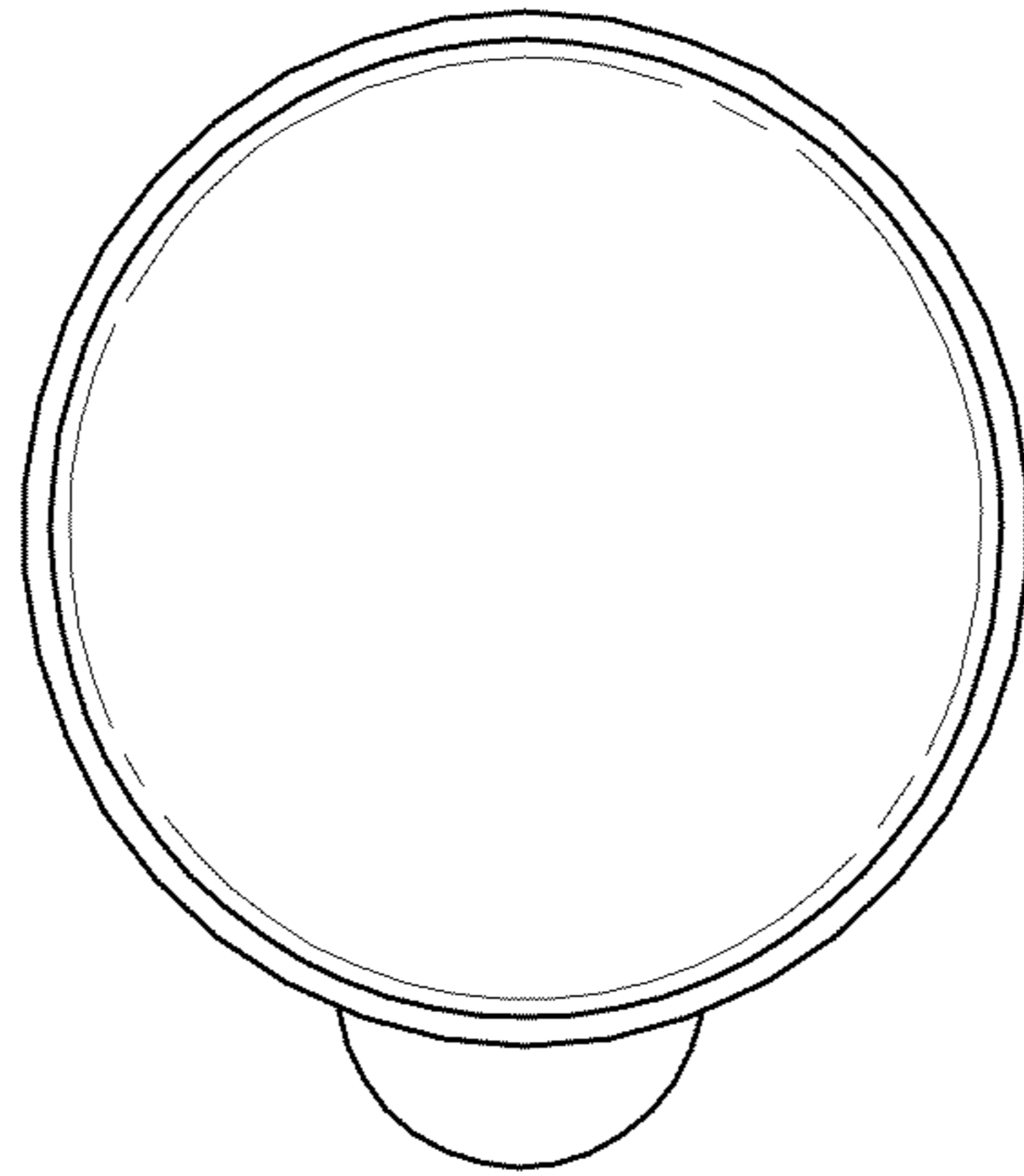


FIG. 6

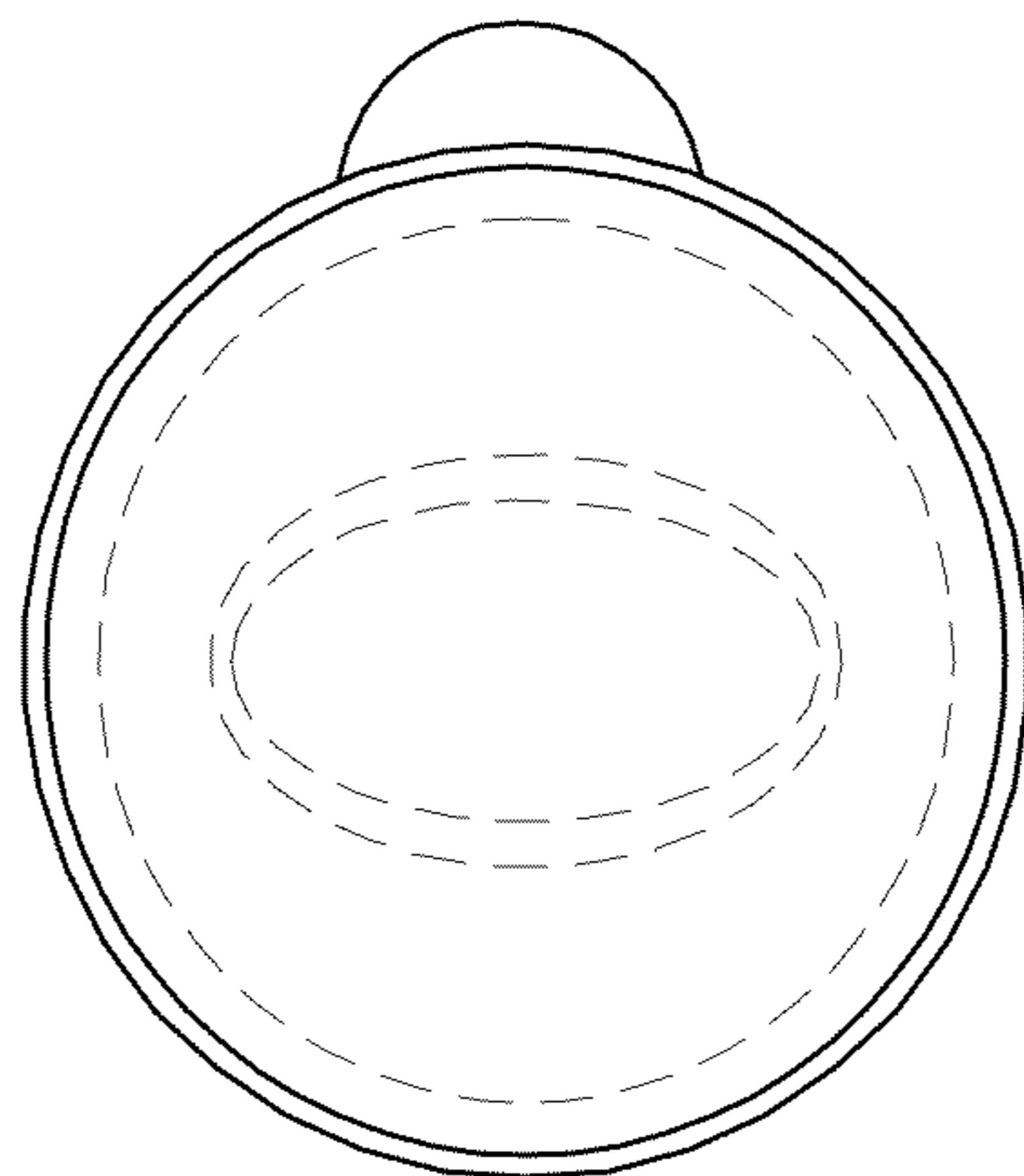


FIG. 7

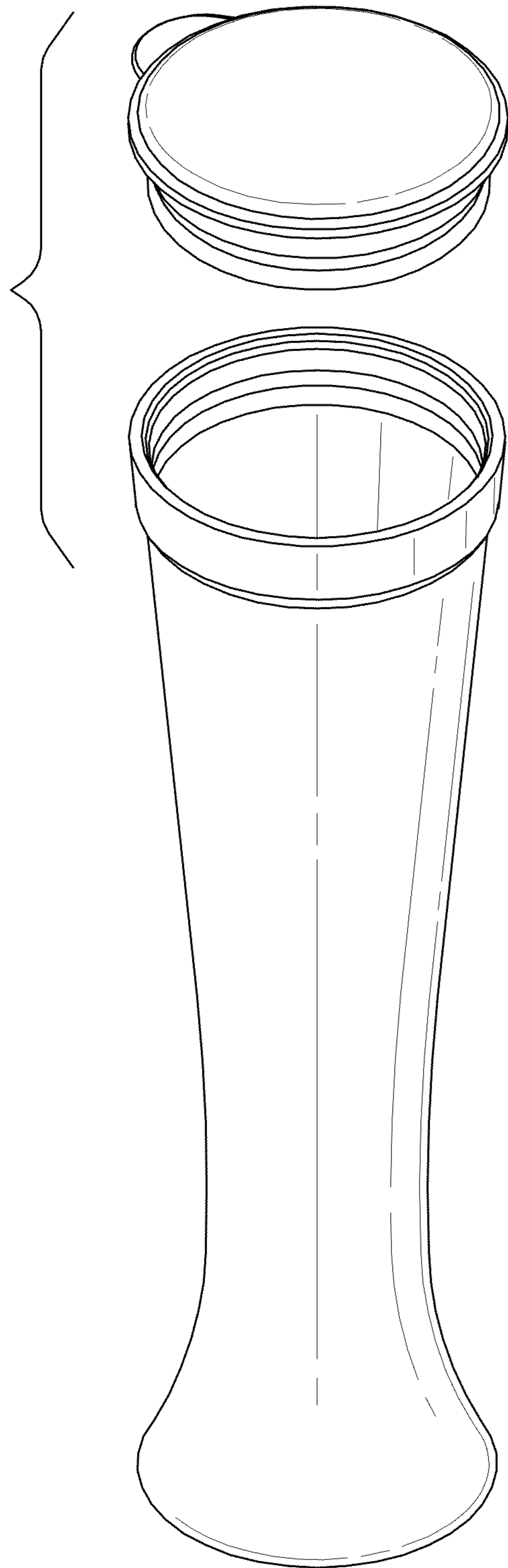


FIG. 8