



US00D738379S

(12) **United States Design Patent**  
**Ganey et al.**

(10) **Patent No.:** **US D738,379 S**  
(45) **Date of Patent:** **\*\* Sep. 8, 2015**

(54) **SET OF KEYS FOR ELECTRONIC DEVICE**

CPC ..... G06F 1/16; G06F 1/1616; G06F 1/162;  
G06F 1/1601; G06F 1/1626; G09B 13/04;  
H03M 11/00; H03K 17/94

(71) Applicant: **Lenovo (Singapore) Pte. Ltd.,**  
Singapore (SG)

See application file for complete search history.

(72) Inventors: **Harris C. N. Ganey**, Cary, NC (US);  
**David W. Hill**, Cary, NC (US); **Go**  
**Osaki**, Kanagawa-ken (JP); **Hisashi**  
**Shima**, Kanagawa-ken (JP); **Aaron**  
**Michael Stewart**, Raleigh, NC (US);  
**John D. Swansey**, Durham, NC (US);  
**Tomoyuki Takahashi**, Kanagawa-ken  
(JP)

(56) **References Cited**

U.S. PATENT DOCUMENTS

D525,980	S	*	8/2006	Wang et al.	.....	D14/456
D563,963	S	*	3/2008	Rak et al.	.....	D14/455
D612,844	S	*	3/2010	Andre et al.	.....	D14/315
D629,406	S	*	12/2010	Raken et al.	.....	D14/456
D667,406	S	*	9/2012	Jitkoff	.....	D14/392
2005/0041378	A1	*	2/2005	Hamada et al.	.....	361/680

\* cited by examiner

*Primary Examiner* — Freda S Nunn

(73) Assignee: **Lenovo (Singapore) Pte. Ltd.,**  
Singapore (SG)

(74) *Attorney, Agent, or Firm* — FERENCE & ASSOCIATES LLC

(\*\*) Term: **14 Years**

(21) Appl. No.: **29/483,232**

(22) Filed: **Feb. 26, 2014**

(57) **CLAIM**

The ornamental design for set of keys for electronic device, as shown and described.

**Related U.S. Application Data**

(63) Continuation of application No. 12/691,980, filed on Jan. 22, 2010, now abandoned, which is a continuation-in-part of application No. 12/616,768, filed on Nov. 11, 2009, now abandoned.

(51) **LOC (10) Cl.** ..... **14-02**

(52) **U.S. Cl.**  
USPC ..... **D14/456**

(58) **Field of Classification Search**  
USPC ..... D14/240, 138, 318, 341, 391-399, 443,  
D14/455, 456; D18/1, 2, 7, 11; 178/17 A,  
178/17 C; 200/5 A, 5 R, 6 A, 6 R; 235/145 A,  
235/145 R; 341/20-23; 345/156, 160, 168,  
345/169, 173; 361/679.08, 679.09,  
361/679.11-679.19; 400/484-489, 492,  
400/472

**DESCRIPTION**

FIG. 1 is a perspective view of a set of keys for electronic device;

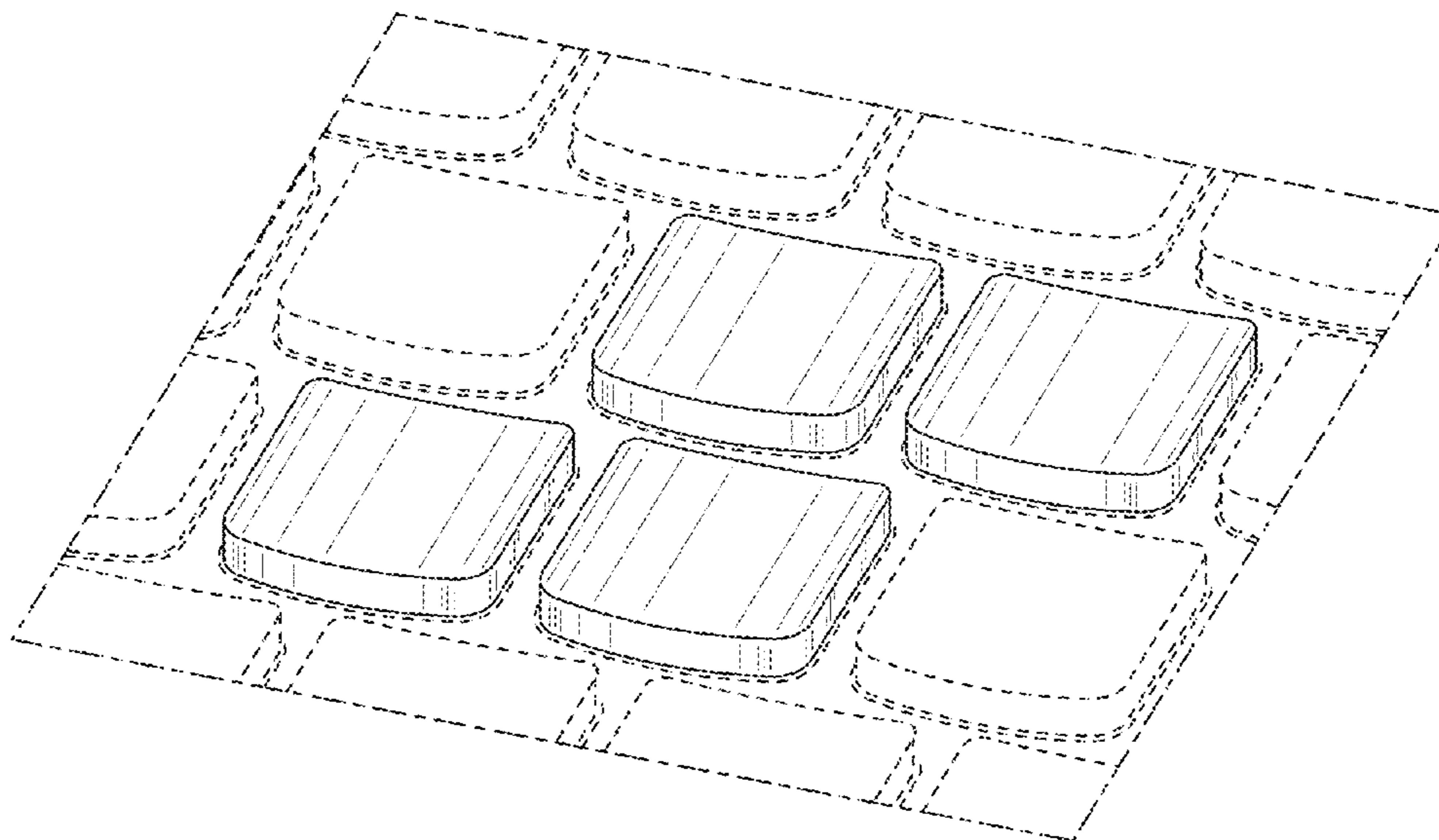
FIG. 2 is a top view thereof;

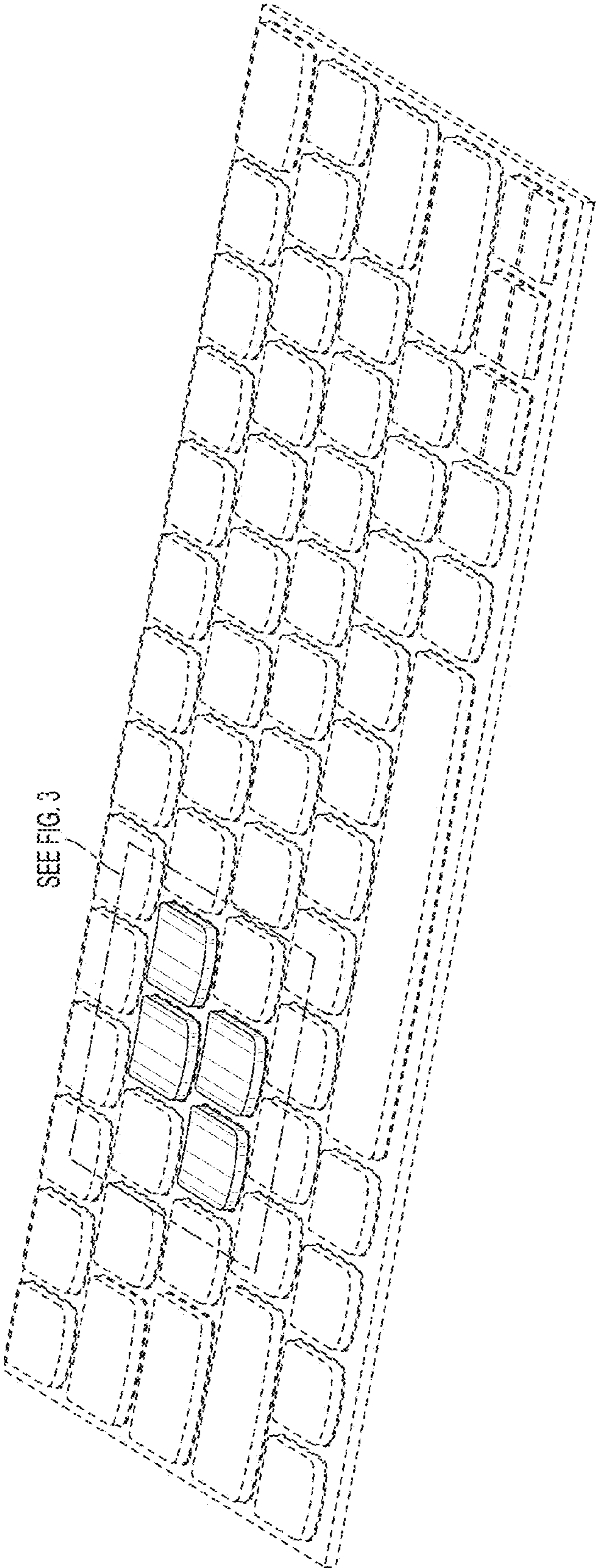
FIG. 3 is an enlarged perspective view of a section shown in FIG. 1; and,

FIG. 4 is a cross-sectional view thereof shown along line 4-4 of FIG. 2.

The long dash-short dash lines shown in FIGS. 1 and 3 represent the bounds of the claimed design, while all other broken lines are directed to environment and form no part of the claimed design.

**1 Claim, 4 Drawing Sheets**





SEE FIG. 3

FIG. 1

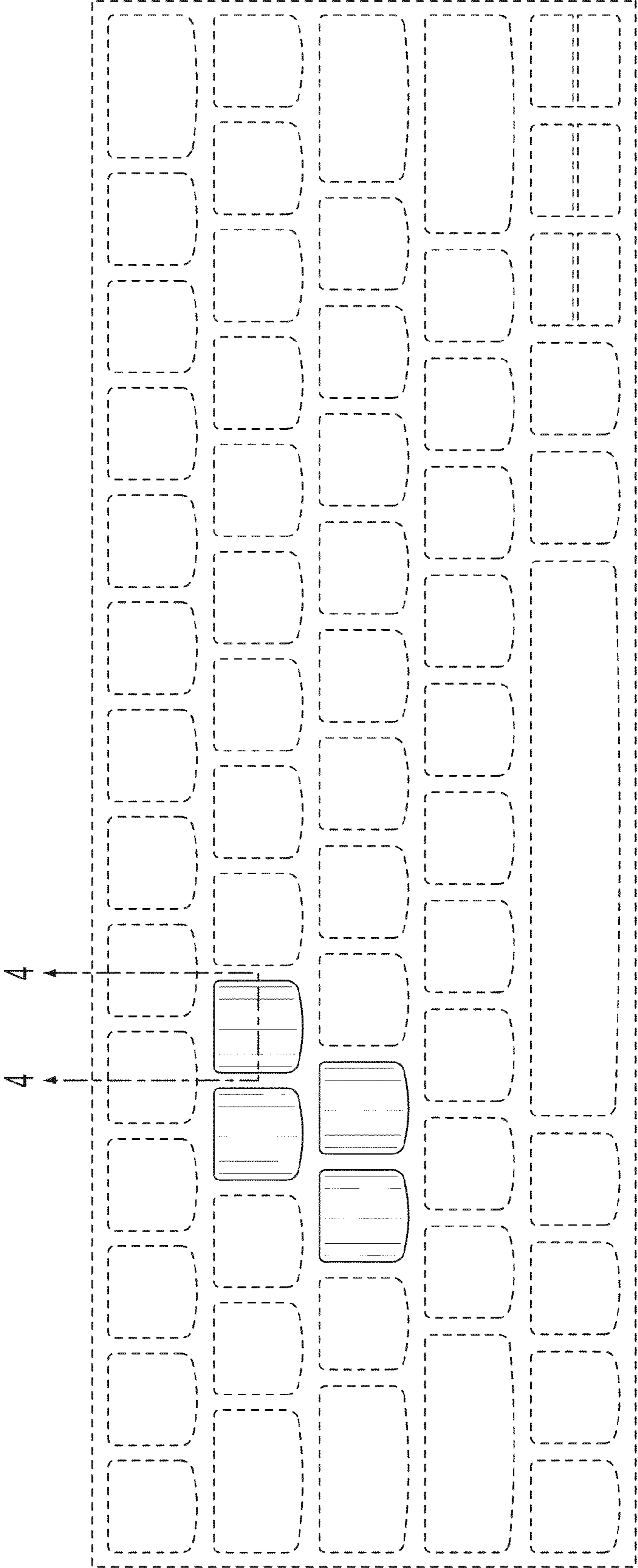


FIG. 2



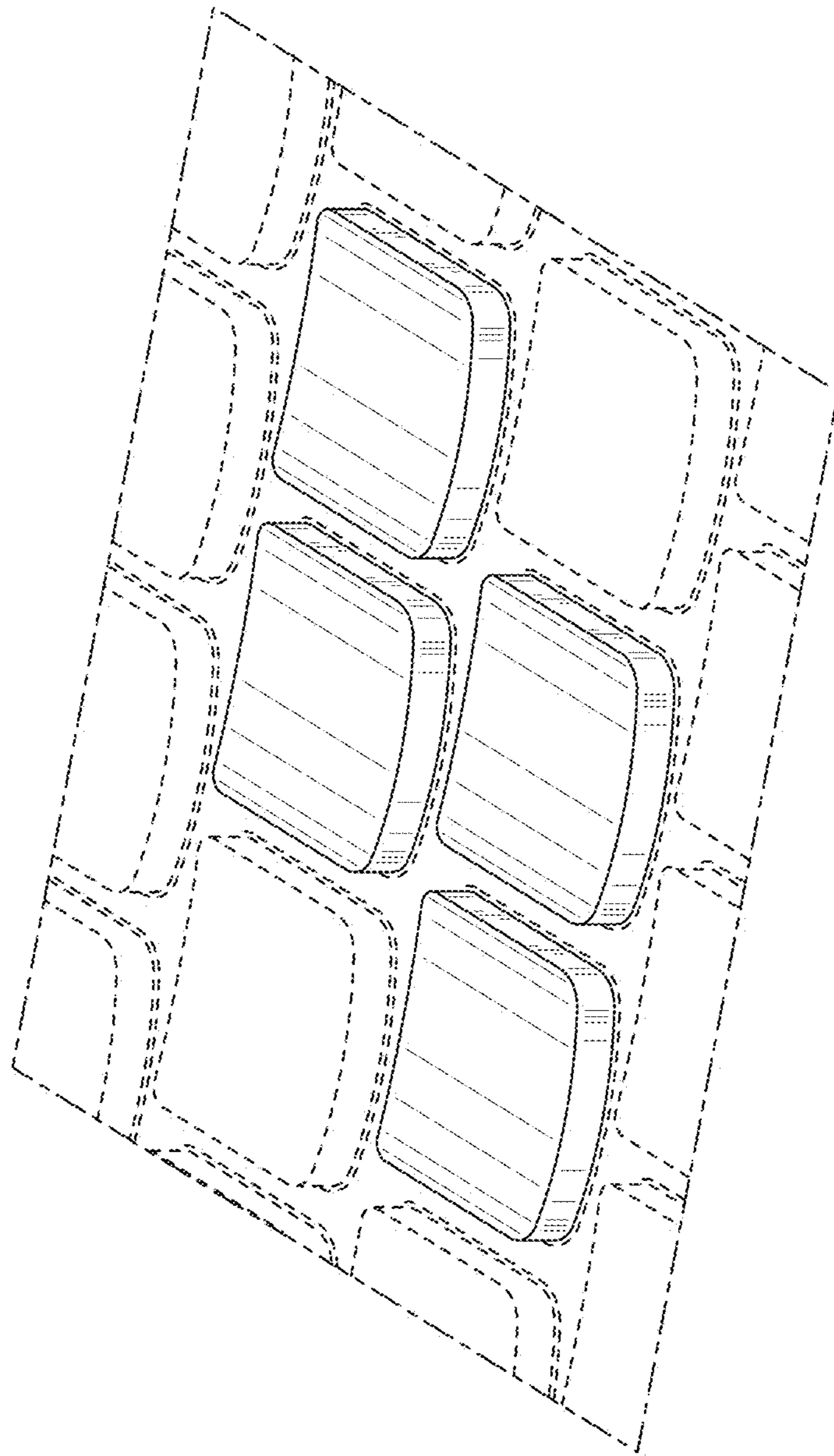


FIG. 3

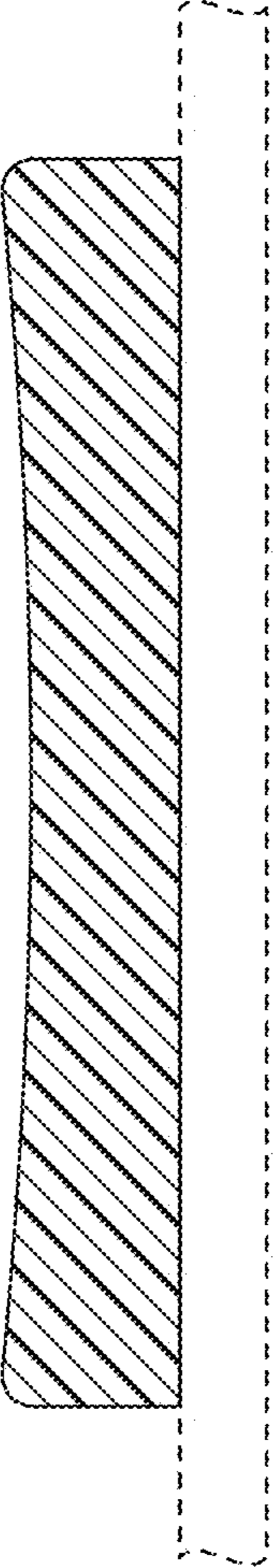


FIG. 4