



US00D738371S

(12) **United States Design Patent**  
**Akana et al.**

(10) **Patent No.:** **US D738,371 S**  
(45) **Date of Patent:** **\*\* Sep. 8, 2015**

(54) **ELECTRONIC DEVICE**

(71) Applicant: **Apple Inc.**, Cupertino, CA (US)

(72) Inventors: **Jody Akana**, San Francisco, CA (US);  
**Bartley K. Andre**, Palo Alto, CA (US);  
**Jeremy Bataillou**, San Francisco, CA (US);  
**Daniel J. Coster**, San Francisco, CA (US);  
**Daniele De Iuliis**, San Francisco, CA (US);  
**M. Evans Hankey**, San Francisco, CA (US);  
**Julian Hoenig**, San Francisco, CA (US);  
**Richard P. Howarth**, San Francisco, CA (US);  
**Jonathan P. Ive**, San Francisco, CA (US);  
**Duncan Robert Kerr**, San Francisco, CA (US);  
**Shin Nishibori**, Kailua, HI (US);  
**Matthew Dean Rohrbach**, San Francisco, CA (US);  
**Peter Russell-Clarke**, San Francisco, CA (US);  
**Mikael Silvanto**, San Francisco, CA (US);  
**Christopher J. Stringer**, Woodside, CA (US);  
**Eugene Antony Whang**, San Francisco, CA (US);  
**Rico Zörkendörfer**, San Francisco, CA (US)

D14/496, 426, 429, 129, 130, 420, 439-441,  
D14/448, 125, 147, 156, 218, 250, 389, 336,  
D14/203.1, 203.3, 203.4, 203.7, 315;  
D21/324, 329, 330; D10/65, 104;  
D18/6-7; 345/169, 901, 905, 156, 157,  
345/168, 173; 361/814, 680, 686, 679.27,  
361/679.3; 341/22; 348/168; 379/433.04,  
379/433.07, 433.11, 916, 433.01, 433.06

See application file for complete search history.

(56) **References Cited**

U.S. PATENT DOCUMENTS

D332,328 S 1/1993 Lombardi, Jr.  
D337,569 S 7/1993 Kando

(Continued)

FOREIGN PATENT DOCUMENTS

JP D1207560 S 6/2004  
JP D1450779 S 9/2012

(Continued)

*Primary Examiner* — Barbara Fox

(74) *Attorney, Agent, or Firm* — Sterne, Kessler, Goldstein & Fox P.L.L.C.


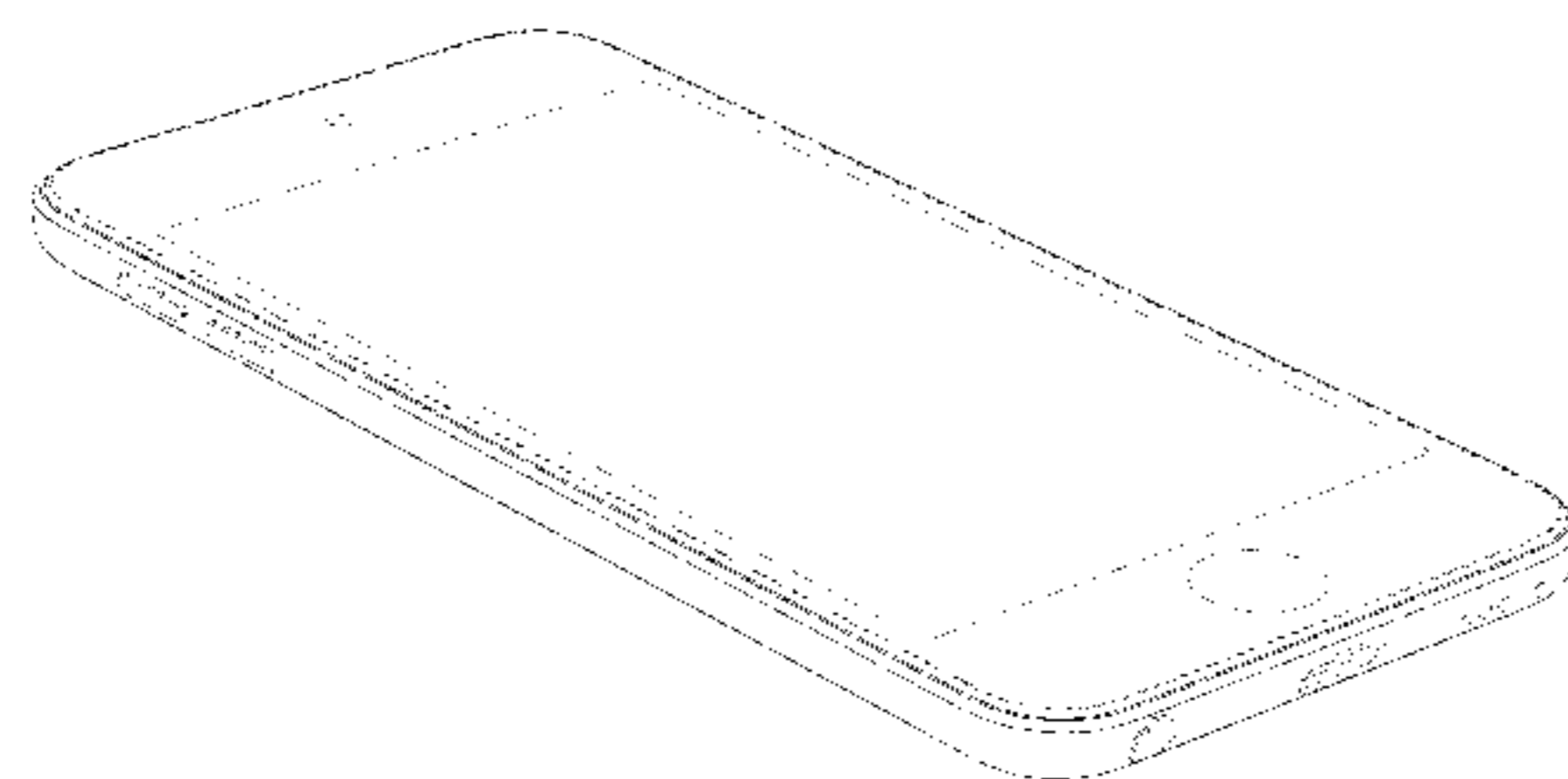
(57) **CLAIM**

The ornamental design for an electronic device, as shown and described.

**DESCRIPTION**

FIG. 1 is a bottom front perspective view of an electronic device showing our new design;  
FIG. 2 is a bottom rear perspective view thereof;  
FIG. 3 is a top front perspective view thereof;  
FIG. 4 is a top rear perspective view thereof;  
FIG. 5 is a front view thereof;  
FIG. 6 is a rear view thereof;  
FIG. 7 is a top view thereof;  
FIG. 8 is a bottom view thereof;  
FIG. 9 is a left side view thereof; and,  
FIG. 10 is a right side view thereof.  
The broken lines in the Figures show portions of the electronic device that form no part of the claimed design.

**1 Claim, 8 Drawing Sheets**



(73) Assignee: **Apple Inc.**, Cupertino, CA (US)

(\*\*) Term: **14 Years**

(21) Appl. No.: **29/523,010**

(22) Filed: **Apr. 6, 2015**

**Related U.S. Application Data**

(63) Continuation of application No. 29/471,707, filed on Nov. 4, 2013, which is a continuation of application No. 29/453,552, filed on Apr. 30, 2013, now Pat. No. Des. 692,881, which is a continuation of application No. 29/431,730, filed on Sep. 11, 2012, now Pat. No. Des. 681,032.

(51) **LOC (10) Cl.** ..... **14-02**

(52) **U.S. Cl.**  
USPC ..... **D14/341**

(58) **Field of Classification Search**  
USPC ..... D14/341-347, 137, 138, 138.1, 138 AA,  
D14/138 R, 138 AB, 138 AD, 138 G, 138 A,

(56)

References Cited

U.S. PATENT DOCUMENTS

D461,802 S 8/2002 Tu  
 D504,889 S 5/2005 Andre et al.  
 D528,561 S 9/2006 Ka-Wei et al.  
 D558,756 S 1/2008 Andre et al.  
 D558,757 S \* 1/2008 Andre et al. .... D14/341  
 D558,758 S 1/2008 Andre et al.  
 D563,432 S 3/2008 Kim  
 D570,320 S 6/2008 Lee et al.  
 D579,898 S 11/2008 Lee et al.  
 D579,905 S \* 11/2008 Kim et al. .... D14/138 AD  
 D580,387 S 11/2008 Andre et al.  
 D584,272 S 1/2009 Chung et al.  
 D584,738 S 1/2009 Kim et al.  
 D597,067 S 7/2009 Oh et al.  
 D600,690 S 9/2009 Miyaji  
 D602,015 S 10/2009 Andre et al.  
 D602,017 S 10/2009 Andre et al.  
 D602,486 S \* 10/2009 Andre et al. .... D14/341  
 D602,488 S \* 10/2009 Jiang et al. .... D14/341  
 D606,129 S 12/2009 Ben-Moshe  
 D618,204 S 6/2010 Andre et al.  
 D627,778 S 11/2010 Akana et al.  
 D635,540 S \* 4/2011 Kim et al. .... D14/138 G  
 D638,835 S 5/2011 Akana et al.  
 D640,663 S \* 6/2011 Arnholt et al. .... D14/138 G  
 D642,563 S 8/2011 Akana et al.  
 D669,071 S 10/2012 Akana et al.

D672,769 S 12/2012 Andre et al.  
 D676,459 S \* 2/2013 Hofer et al. .... D14/496  
 D676,824 S 2/2013 Lee  
 D681,032 S \* 4/2013 Akana et al. .... D14/341  
 D681,594 S 5/2013 Hong  
 D681,596 S 5/2013 Lee  
 D684,571 S 6/2013 Akana et al.  
 D692,419 S 10/2013 Rayner  
 D701,189 S \* 3/2014 Lee .... D14/138 G  
 D712,863 S 9/2014 Kang  
 D714,770 S 10/2014 Nolan et al.  
 D716,250 S 10/2014 Becker et al.  
 D716,748 S 11/2014 Wang  
 8,893,373 B2 11/2014 Rothkopf et al.  
 D720,318 S 12/2014 Kim et al.  
 D720,321 S 12/2014 Fu et al.  
 D722,583 S 2/2015 Kim et al.  
 2013/0057481 A1 3/2013 Lee  
 2013/0088453 A1 4/2013 Park et al.  
 2014/0192467 A1 7/2014 Kwong

FOREIGN PATENT DOCUMENTS

JP D1497463 S 5/2014  
 TW D127017 S 1/2009  
 TW D132309 S 12/2009  
 TW D139493 S 3/2011  
 TW D147938 S 7/2012  
 TW D151010 S 12/2012

\* cited by examiner

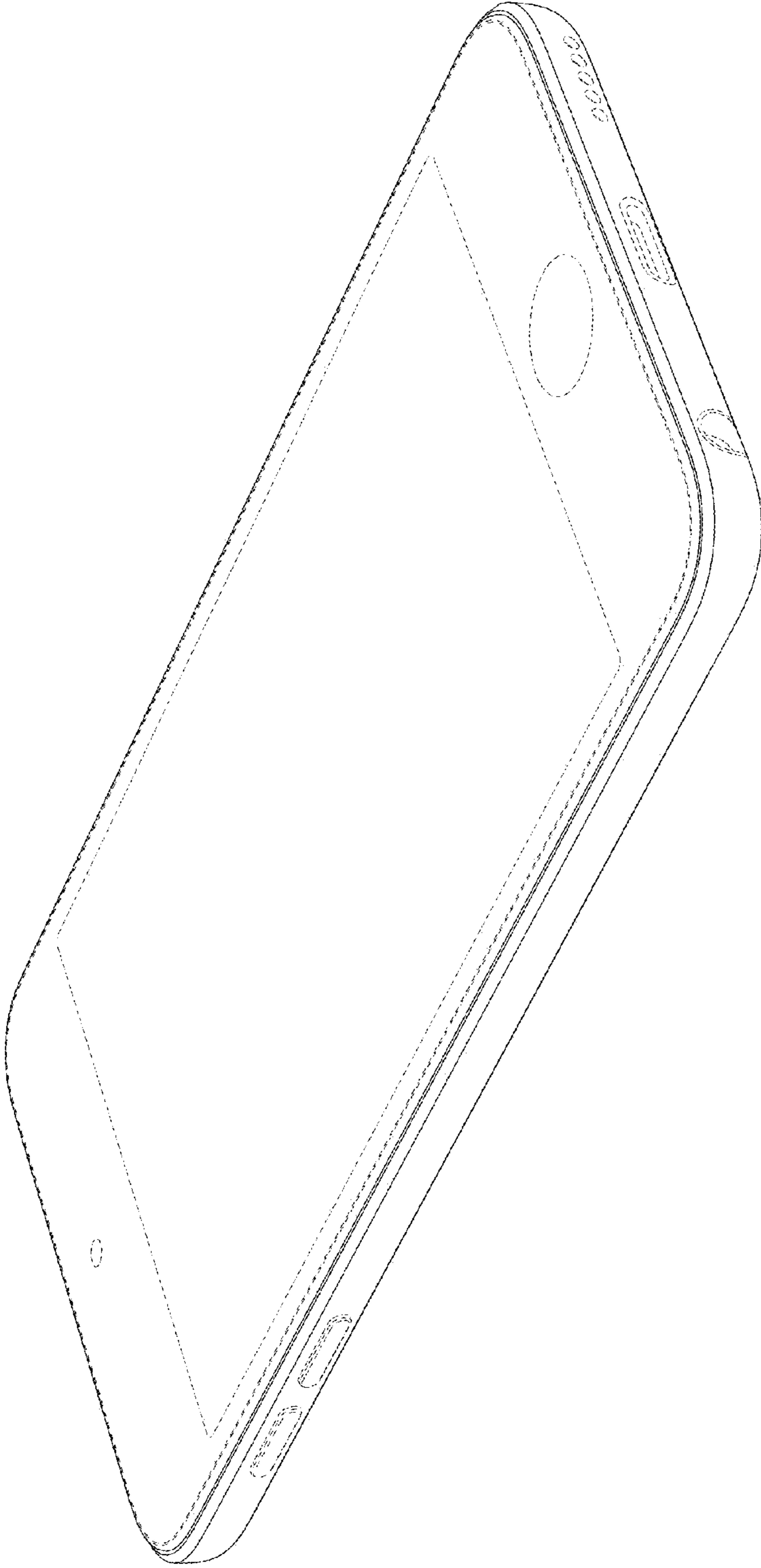


FIG. 1

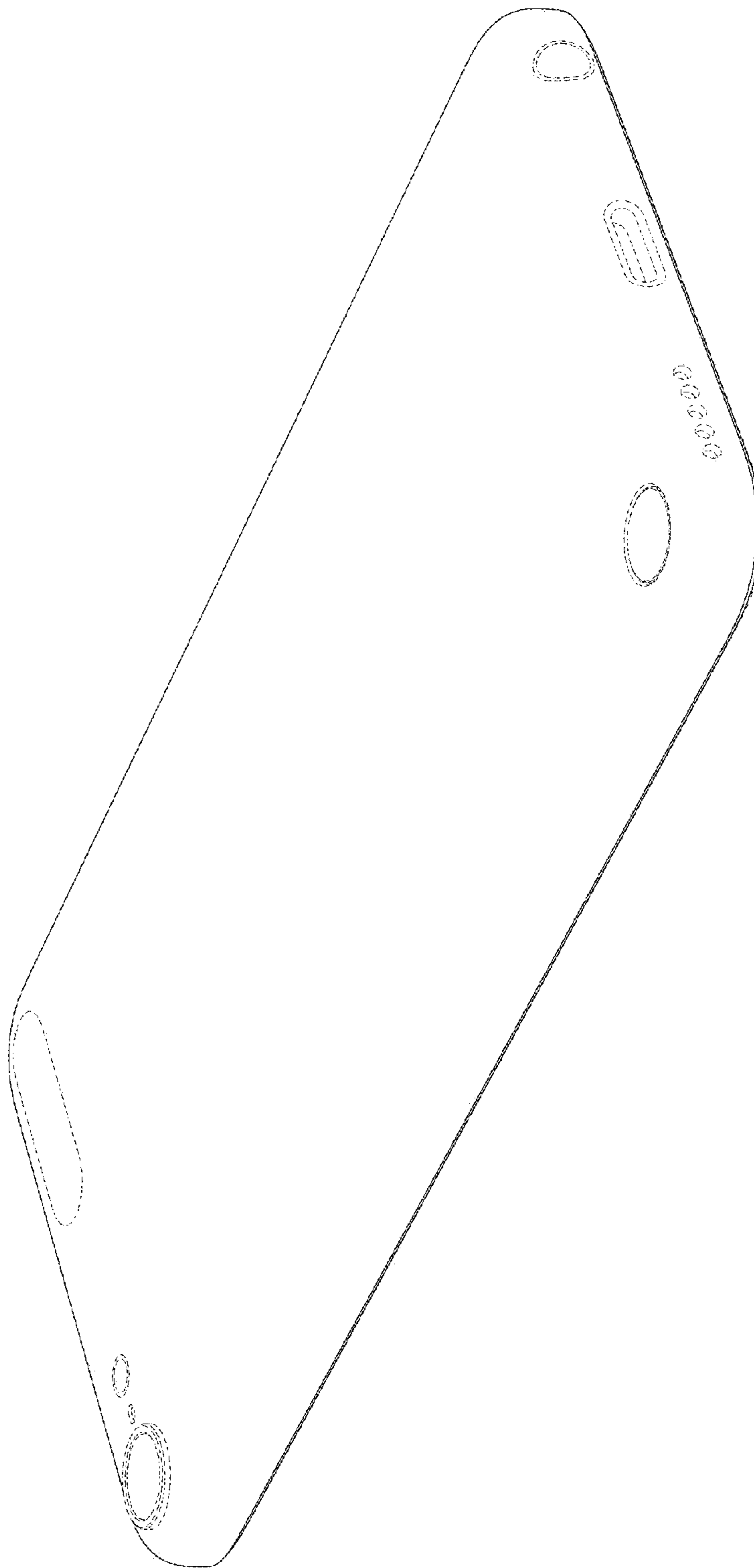


FIG. 2

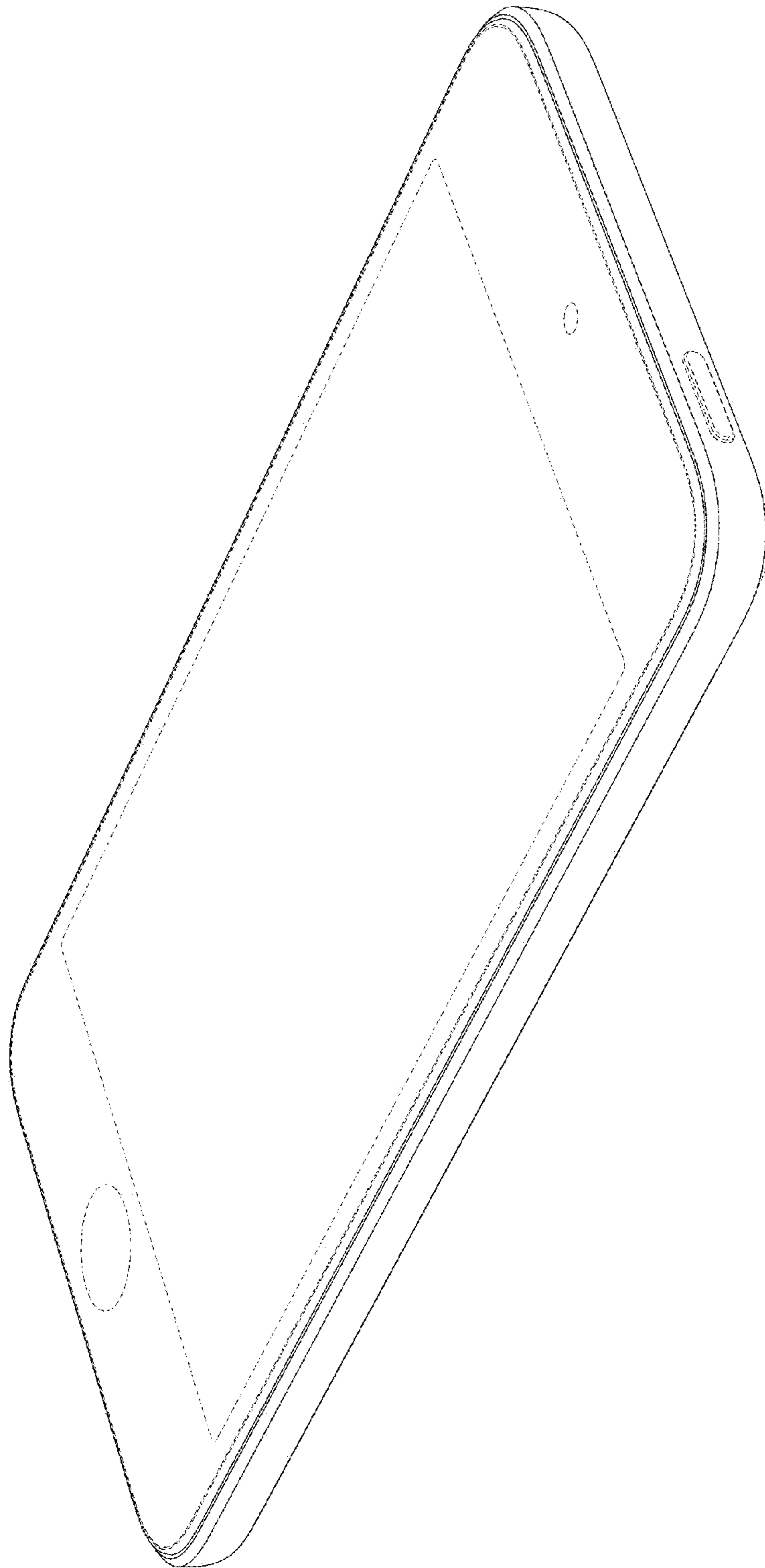


FIG. 3

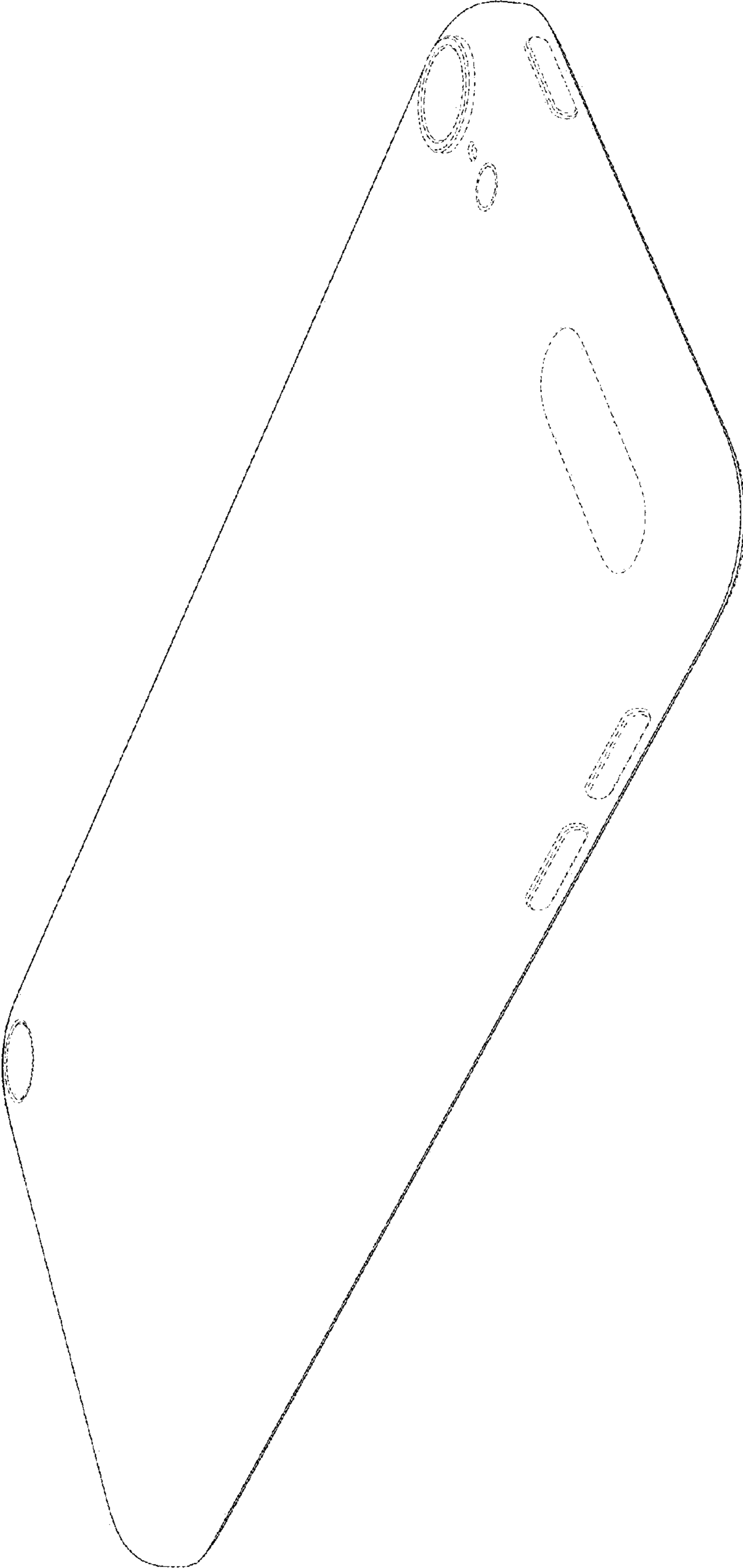


FIG. 4




FIG. 5


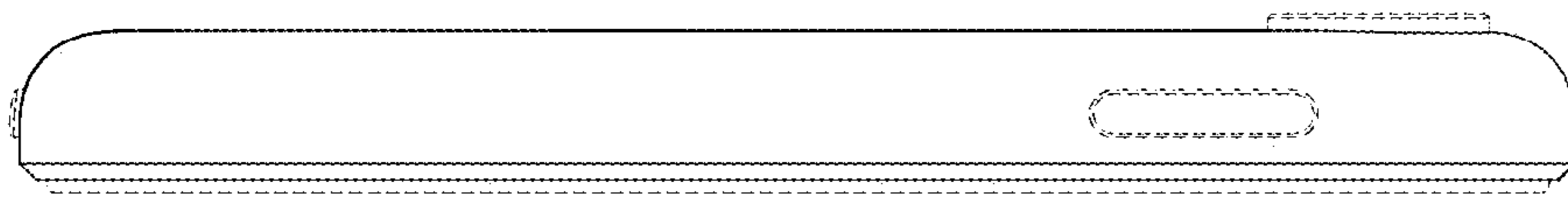
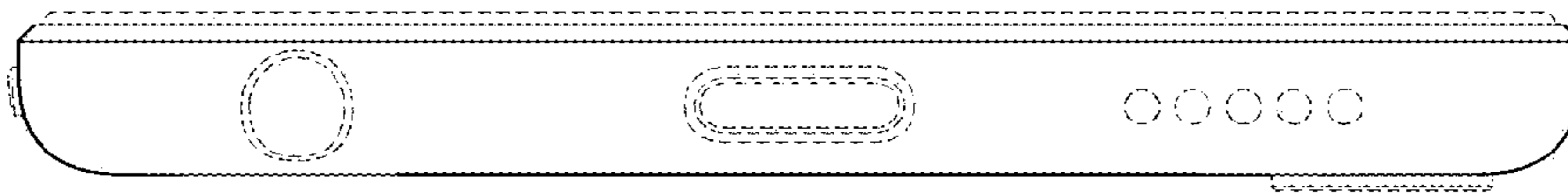


FIG. 6





**FIG. 7**



**FIG. 8**




FIG. 9

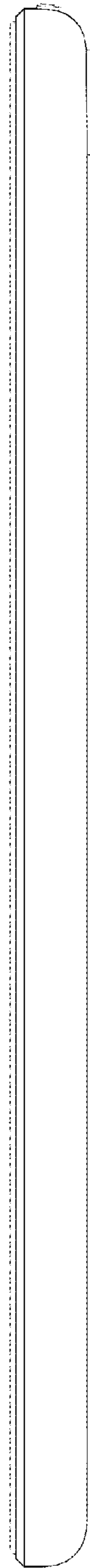


FIG. 10