



US00D738340S

(12) **United States Design Patent**  
**Ryu et al.**

(10) **Patent No.:** **US D738,340 S**  
(45) **Date of Patent:** **\*\* Sep. 8, 2015**

(54) **TELEVISION RECEIVER**  
(71) Applicant: **LG Electronics Inc.**, Seoul (KR)  
(72) Inventors: **Junghan Ryu**, Seoul (KR); **Jiyeon Lee**, Gyeonggi-do (KR); **Jeongrok Lee**, Seoul (KR); **Jongchul Kim**, Seoul (KR); **Sangho Lee**, Seoul (KR)  
(73) Assignee: **LG Electronics Inc.**, Seoul (KR)

(\*\*) Term: **14 Years**

(21) Appl. No.: **29/484,637**

(22) Filed: **Mar. 12, 2014**

(30) **Foreign Application Priority Data**

Sep. 13, 2013 (KR) ..... 30-2013-0047317

(51) **LOC (10) Cl.** ..... **14-03**

(52) **U.S. Cl.**  
USPC ..... **D14/126**

(58) **Field of Classification Search**  
USPC ..... D14/125-134, 239, 371, 374-377, 450, D14/448, 336, 159; D6/300; D10/15, 26; D16/241; D21/329, 515, 577, 333, D21/331; 312/7.2; 345/104, 156, 168, 87, 345/173, 690; 446/484, 175; 273/148 B; 248/917-924, 465; 348/836, 838, 180, 348/184, 325, 739  
CPC ..... H05K 5/0004; H05K 5/0017; H05K 5/02; H05K 5/0216; G06F 1/1601; G06F 1/1643  
See application file for complete search history.

(56) **References Cited**

**U.S. PATENT DOCUMENTS**

D528,518 S \* 9/2006 Kim ..... D14/126  
D537,421 S \* 2/2007 Hwang et al. .... D14/126

D541,775 S \* 5/2007 Kita ..... D14/126  
D548,206 S \* 8/2007 Han ..... D14/126  
D554,085 S \* 10/2007 Kita ..... D14/126  
D566,067 S \* 4/2008 Kita ..... D14/126  
D572,677 S \* 7/2008 Niitsu ..... D14/126  
D584,257 S \* 1/2009 Kita ..... D14/126  
D633,881 S \* 3/2011 Yokota et al. .... D14/126  
D709,468 S \* 7/2014 Seo et al. .... D14/126  
D709,469 S \* 7/2014 Ryu et al. .... D14/126  
D713,807 S \* 9/2014 Seo et al. .... D14/126  
D713,808 S \* 9/2014 Ryu et al. .... D14/126  
D719,539 S \* 12/2014 Ryu et al. .... D14/126  
D723,487 S \* 3/2015 Lee et al. .... D14/126

\* cited by examiner

*Primary Examiner* — Barbara Fox

*Assistant Examiner* — Clese Moore, Jr.

(74) *Attorney, Agent, or Firm* — Morgan, Lewis & Bockius LLP

(57) **CLAIM**

The ornamental design for a television receiver, as shown and described.

**DESCRIPTION**

FIG. 1 is a perspective view of a television receiver showing our new design;  
FIG. 2 is a front view thereof;  
FIG. 3 is a rear view thereof;  
FIG. 4 is a left side view thereof;  
FIG. 5 is a right side view thereof;  
FIG. 6 is a top plan view thereof;  
FIG. 7 is a bottom plan view thereof;  
FIG. 8 is a rear perspective view thereof; and,  
FIG. 9 is an enlarged perspective view of the upper-right encircled portion of FIG. 1.  
The broken lines shown in the drawings illustrate portions of the television receiver that form no part of the claimed design.

**1 Claim, 8 Drawing Sheets**

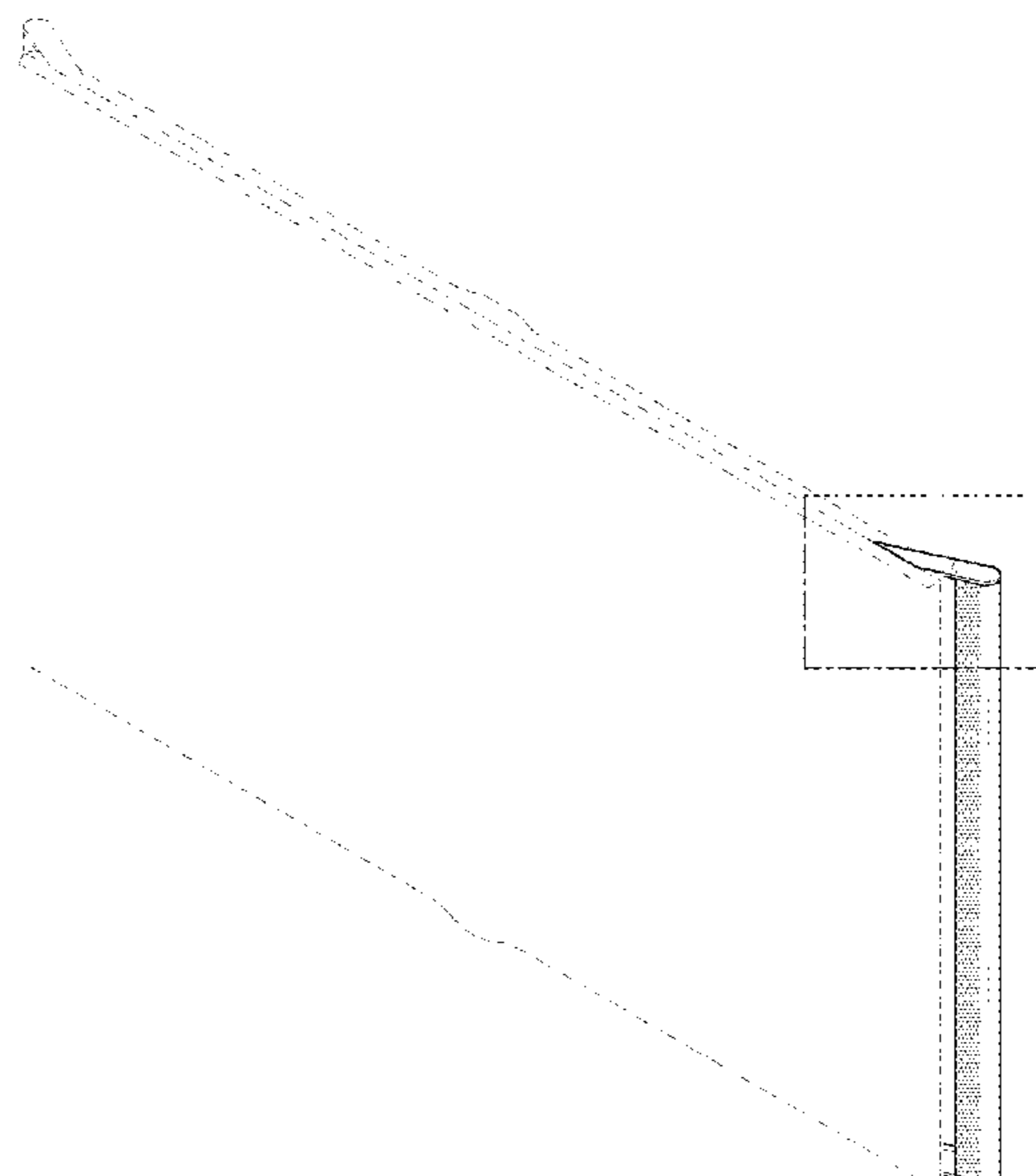


FIG. 1

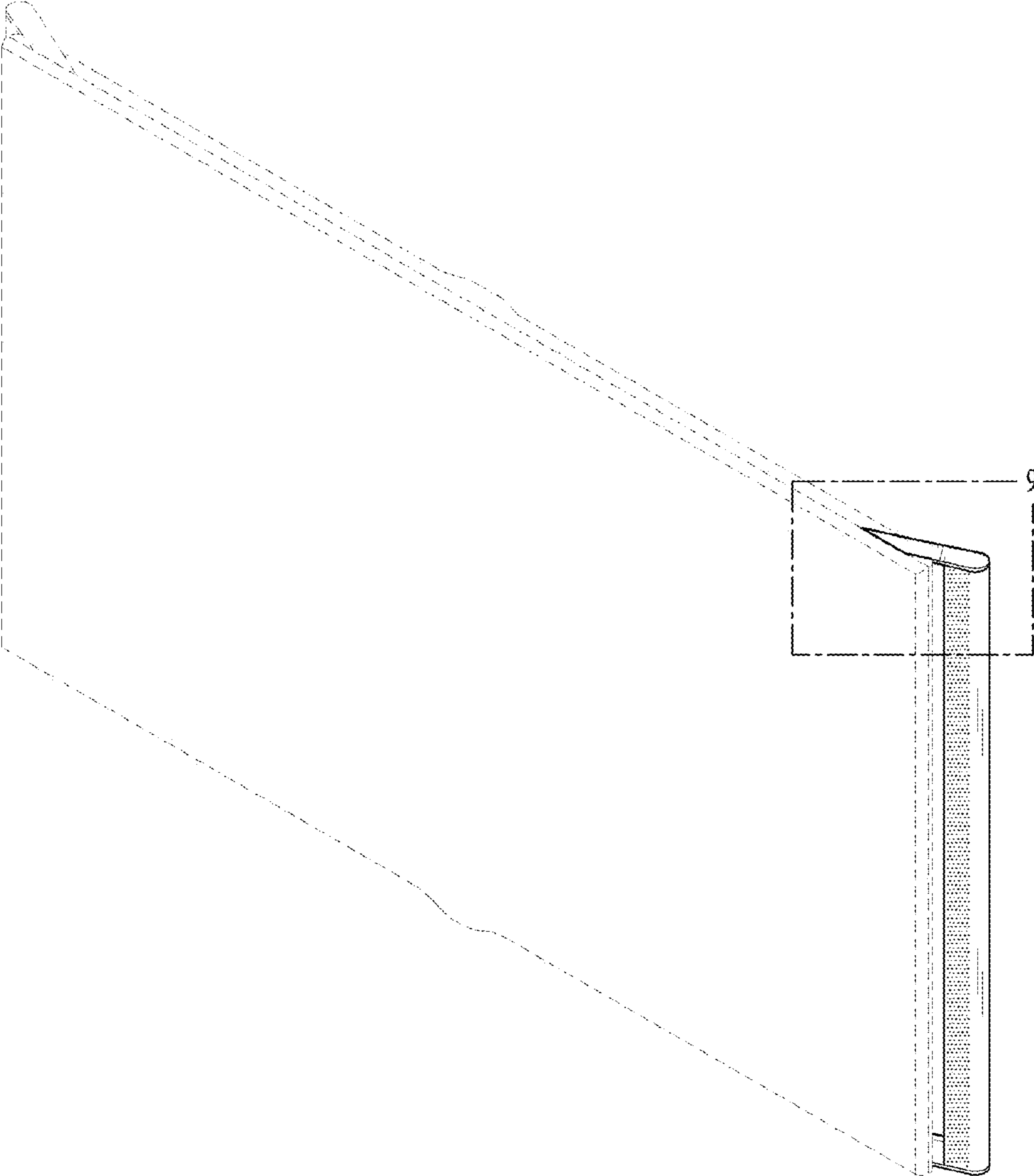


FIG. 2




FIG. 3




FIG. 4




FIG. 5




FIG. 6




FIG. 7

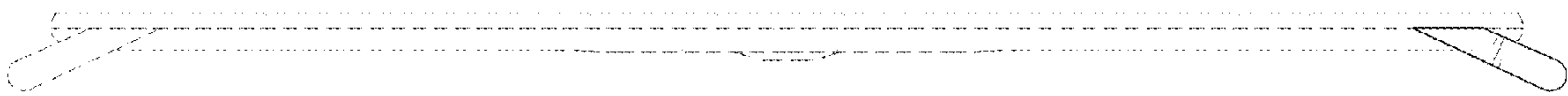


FIG. 8

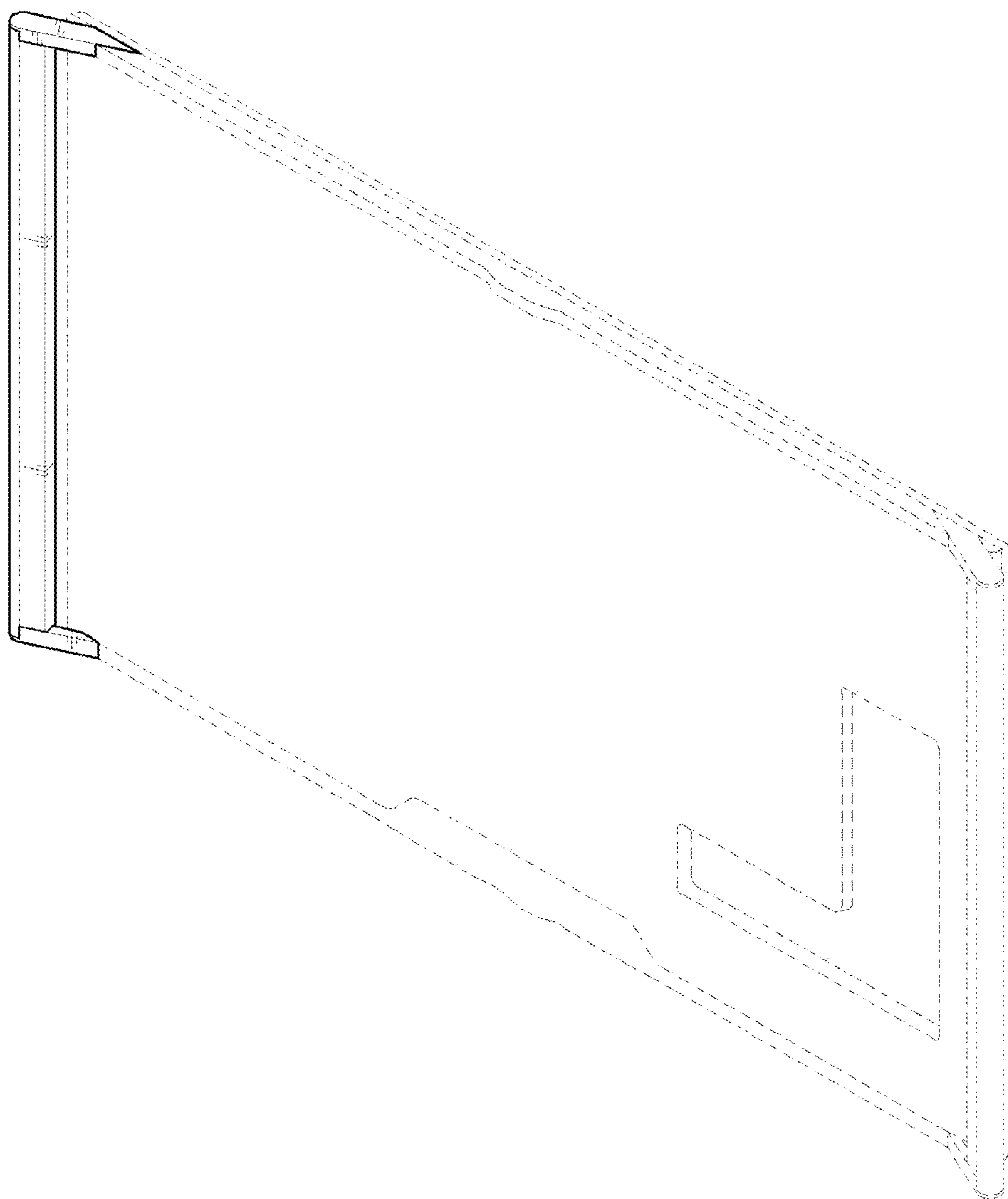




FIG. 9

