



US00D738337S

(12) **United States Design Patent**  
**Kang et al.**

(10) **Patent No.:** **US D738,337 S**  
(45) **Date of Patent:** **\*\* Sep. 8, 2015**

(54) **TELEVISION RECEIVER**

(71) Applicant: **Samsung Electronics Co., Ltd.**,  
Suwon-si (KR)

(72) Inventors: **Diana Minsun Kang**, Seoul (KR);  
**Jaehyung Kim**, Gwangju Si (KR)

(73) Assignee: **Samsung Electronics Co., Ltd.**,  
Suwon-si (KR)

(\*\*) Term: **14 Years**

(21) Appl. No.: **29/483,015**

(22) Filed: **Feb. 25, 2014**

(30) **Foreign Application Priority Data**

Sep. 4, 2013 (KR) ..... 30-2013-0045781

(51) **LOC (10) Cl.** ..... **14-03**

(52) **U.S. Cl.**  
USPC ..... **D14/126**

(58) **Field of Classification Search**  
USPC ..... D14/126, 127, 128, 129, 239, 371, 136,  
D14/341, 375, 479, 389, 397, 308, 412, 157,  
D14/155, 511, 132; 312/7.2; 348/836, 838,  
348/180, 184, 325, 739; 341/12;  
248/917-924, 465; 345/104, 133, 156,  
345/168, 87, 173; 720/605, 600, 655;  
455/347; 273/148 B; D6/610, 300;  
D10/15, 26  
CPC ..... H04N 1/00; H04N 9/00  
See application file for complete search history.

(56) **References Cited**

**U.S. PATENT DOCUMENTS**

D238,511 S \* 1/1976 Boldt ..... D14/126

D531,591 S \* 11/2006 Takatsuki et al. .... D14/126  
D546,300 S \* 7/2007 Yokota ..... D14/126  
D547,740 S \* 7/2007 Otani ..... D14/126  
D572,215 S \* 7/2008 Lee ..... D14/126  
D582,867 S \* 12/2008 Song et al. .... D14/126  
D611,438 S \* 3/2010 Kubota ..... D14/126  
D611,918 S \* 3/2010 Shih et al. .... D14/126

\* cited by examiner

*Primary Examiner* — Randall Gholson

(74) *Attorney, Agent, or Firm* — NSIP Law

(57) **CLAIM**

We claim the ornamental design for a television receiver, as shown and described.

**DESCRIPTION**

FIG. 1 is a front perspective view of a television receiver showing our new design;  
FIG. 2 is a front view thereof;  
FIG. 3 is a rear view thereof;  
FIG. 4 is a left-side view thereof;  
FIG. 5 is a right-side view thereof;  
FIG. 6 is a top view thereof;  
FIG. 7 is a bottom view thereof; and,  
FIG. 8 is an enlarged view of the portion encircled in FIG. 1. The broken lines in the figures show portions of the television receiver which form no part of the claimed design. The dot-dot-dash broken lines encircling portions of the claimed design that are illustrated in enlargements form no part of the claimed design. The dot-dash lines in the figures represent an unclaimed boundary line and form no part of the claimed design.

**1 Claim, 8 Drawing Sheets**

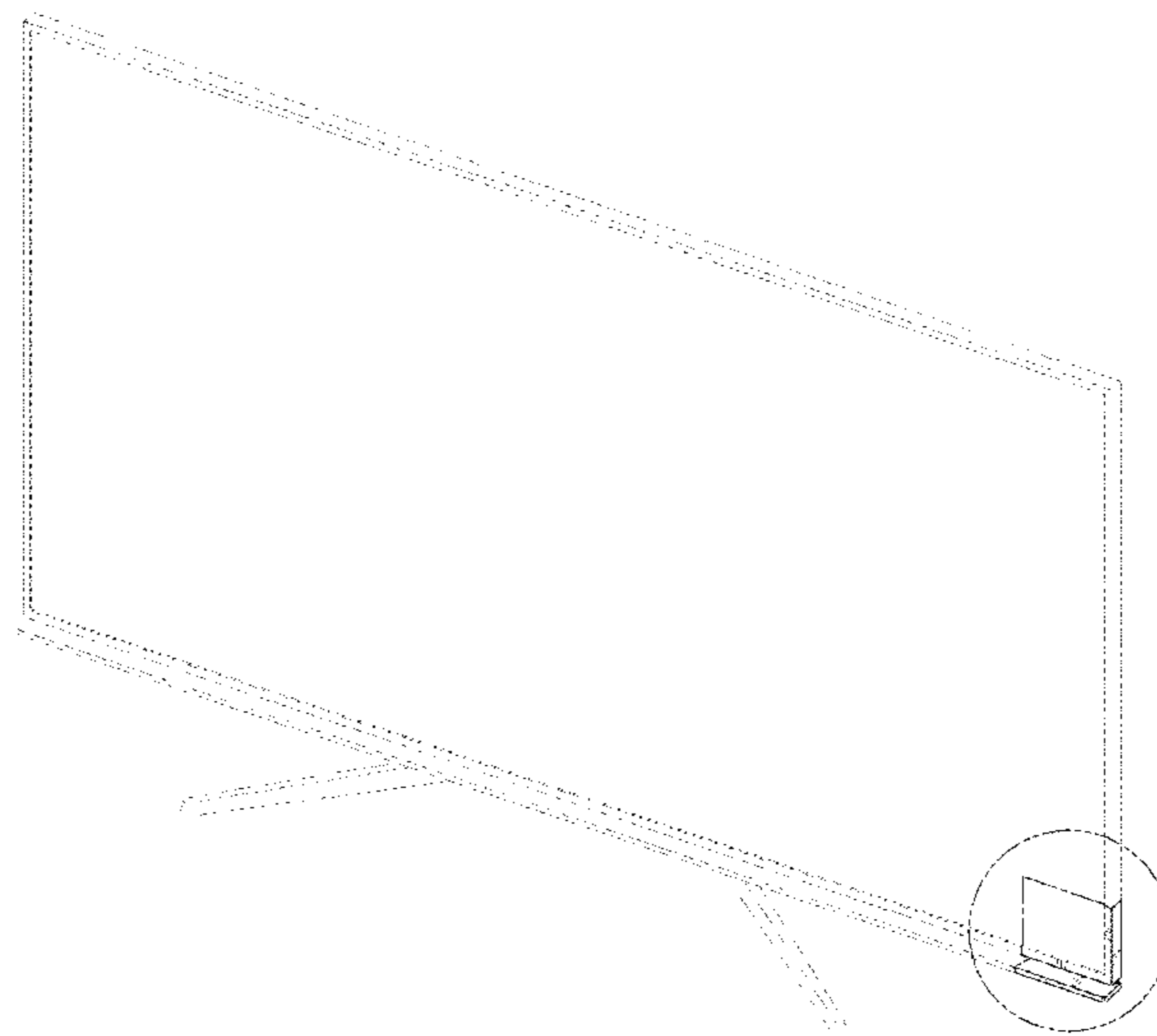


FIG. 1




FIG. 2




FIG. 3

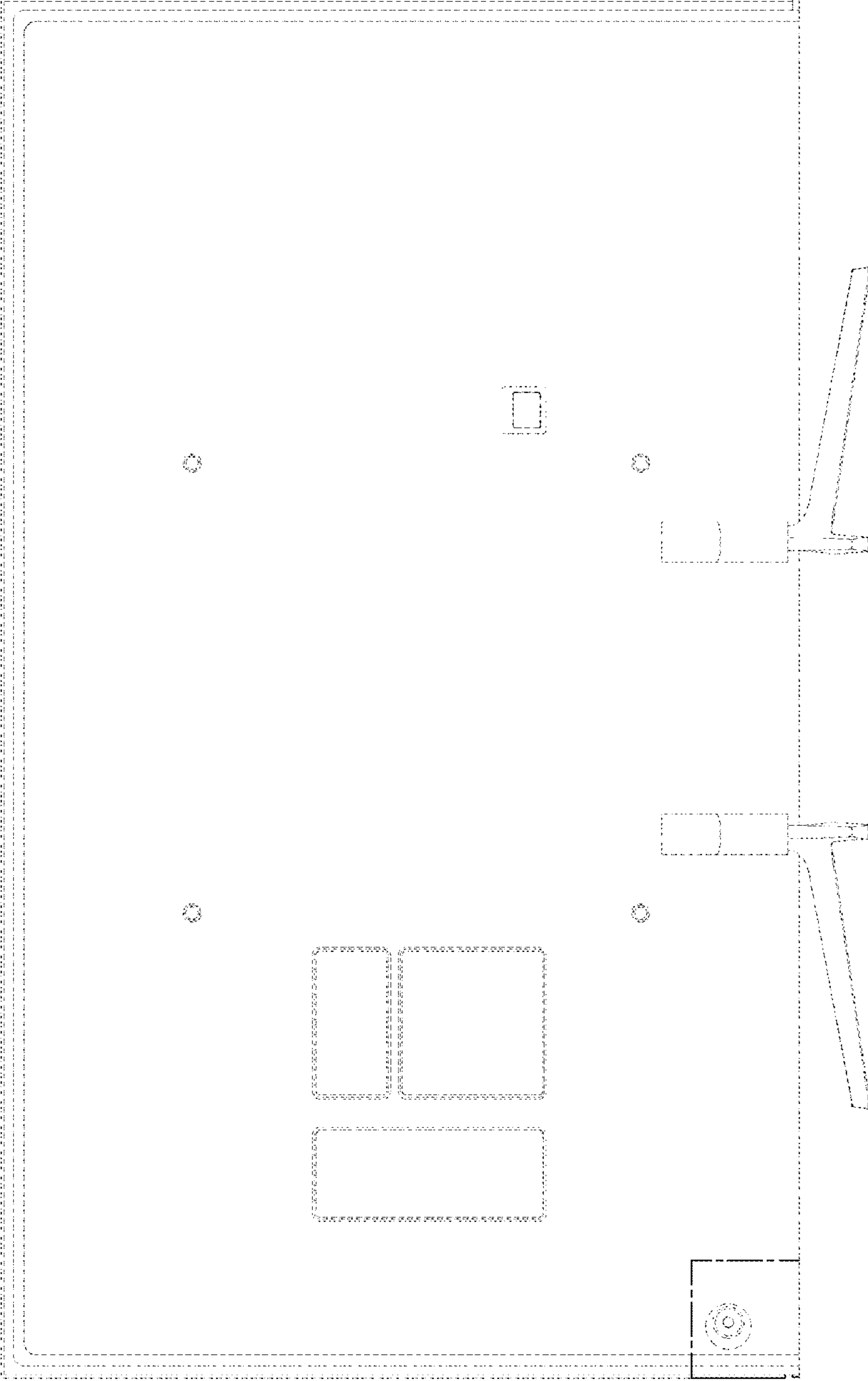


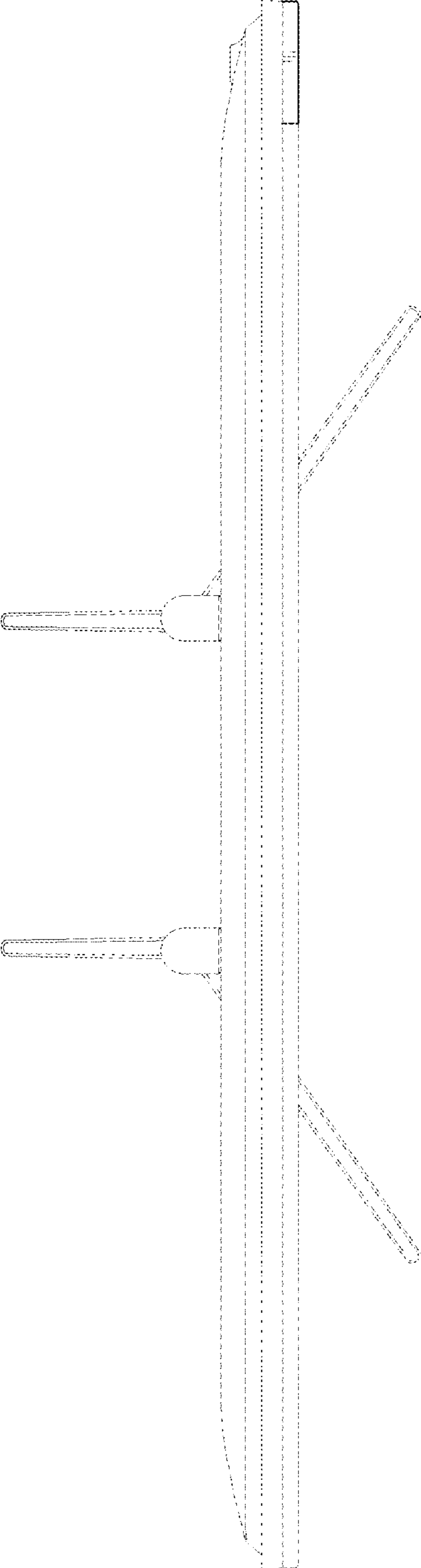
FIG. 4



FIG. 5



FIG. 6



**FIG. 7**

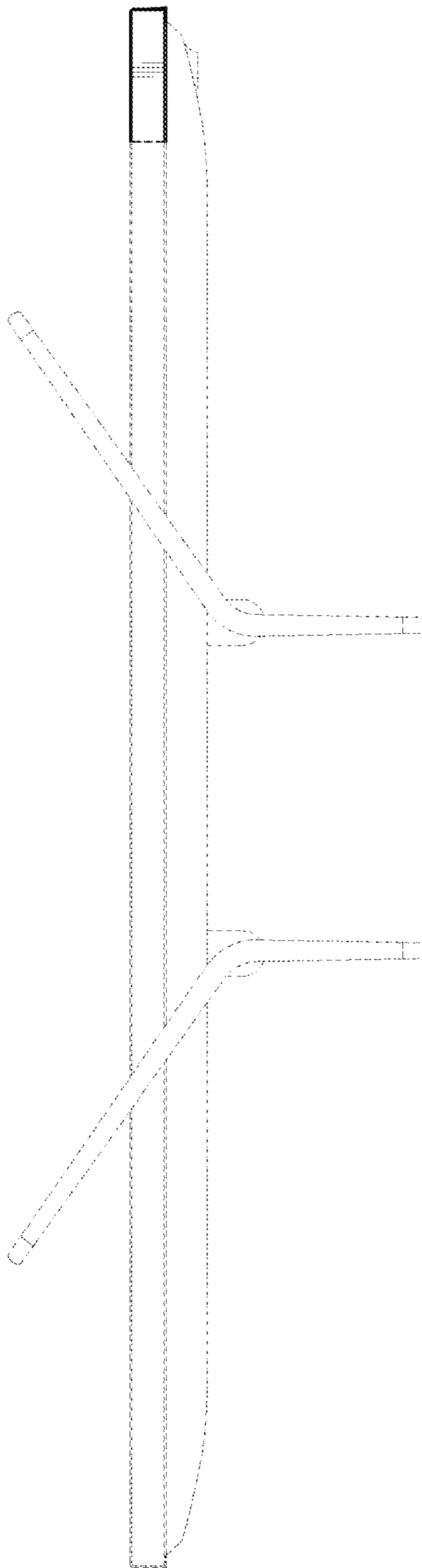




FIG. 8

