



US00D738333S

(12) **United States Design Patent**
Yoo et al.

(10) **Patent No.:** **US D738,333 S**
(45) **Date of Patent:** **** Sep. 8, 2015**

(54) **TELEVISION RECEIVER**

(71) Applicant: **LG ELECTRONICS INC.**, Seoul (KR)

(72) Inventors: **Sehdong Yoo**, Yongin-si (KR);
Yunhwan Sung, Seoul (KR); **Hyeyoung Hong**, Seoul (KR)

(73) Assignee: **LG Electronics Inc.**, Seoul (KR)

(**) Term: **14 Years**

(21) Appl. No.: **29/464,795**

(22) Filed: **Aug. 21, 2013**

(30) **Foreign Application Priority Data**

Feb. 22, 2013 (KR) 30-2013-0009435

(51) **LOC (10) Cl.** **14-03**

(52) **U.S. Cl.**
USPC **D14/126**

(58) **Field of Classification Search**

USPC D14/125-134, 239, 371, 136, 374-377,
D14/440, 450, 448, 336, 342, 159; 312/7.2;
348/836, 838, 180, 184, 325, 739;
248/917-924, 465; 345/104, 133, 156,
345/168, 87, 173; D21/329, 515, 577, 622,
D21/333, 433, 448, 452, 450, 331, 505;
D10/15, 26; 446/484, 175, 356;
D6/477, 479, 300

CPC ... G06F 1/1601; G06F 1/1643; H05K 5/0004;
H05K 5/0017; H05K 5/02; H05K 5/0217

See application file for complete search history.

(56) **References Cited**

U.S. PATENT DOCUMENTS

D641,329	S	*	7/2011	Zhang	D14/126
D671,513	S	*	11/2012	Jang et al.	D14/126
D682,227	S	*	5/2013	Lee et al.	D14/126
D685,336	S	*	7/2013	Chino et al.	D14/126
D702,659	S	*	4/2014	Yoo et al.	D14/126
D703,168	S	*	4/2014	Won et al.	D14/126
D703,169	S	*	4/2014	Kim et al.	D14/126
D715,754	S	*	10/2014	Jang et al.	D14/126
D715,756	S	*	10/2014	Lim et al.	D14/126
D726,669	S	*	4/2015	Yoo et al.	D14/126

* cited by examiner

Primary Examiner — Raphael Barkai

(74) *Attorney, Agent, or Firm* — Birch, Stewart, Kolasch & Birch, LLP

(57) **CLAIM**

The ornamental design for a television receiver, as shown and described.

DESCRIPTION

FIG. 1 is a rear perspective view of a television receiver showing our new design;
FIG. 2 is a front view thereof;
FIG. 3 is a rear view thereof;
FIG. 4 is a left side view thereof;
FIG. 5 is a right side view thereof;
FIG. 6 is a top plan view thereof; and,
FIG. 7 is a bottom plan view thereof.
The broken lines are for illustrative purposes only and form no part of the claimed design.

1 Claim, 6 Drawing Sheets

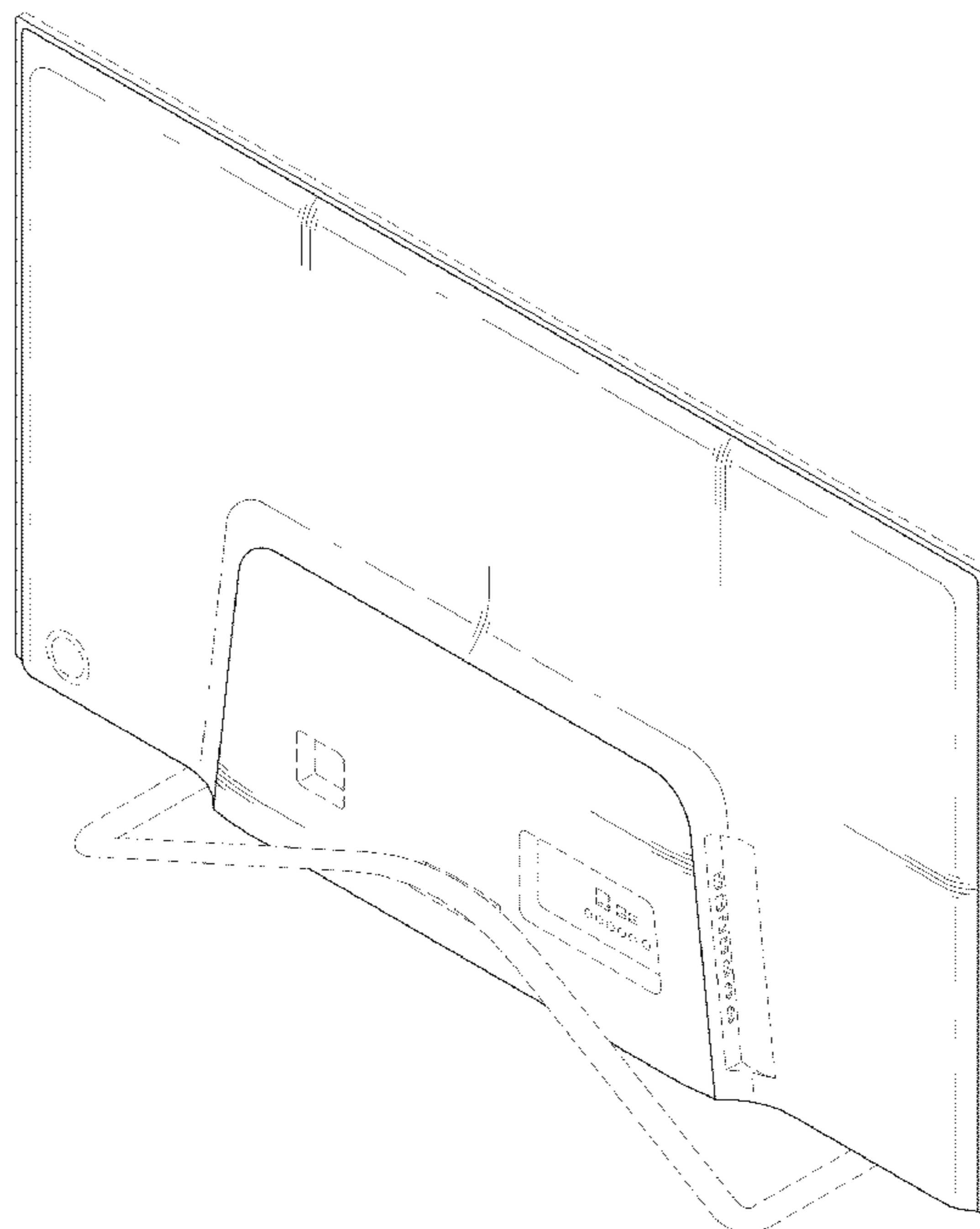


FIG. 1

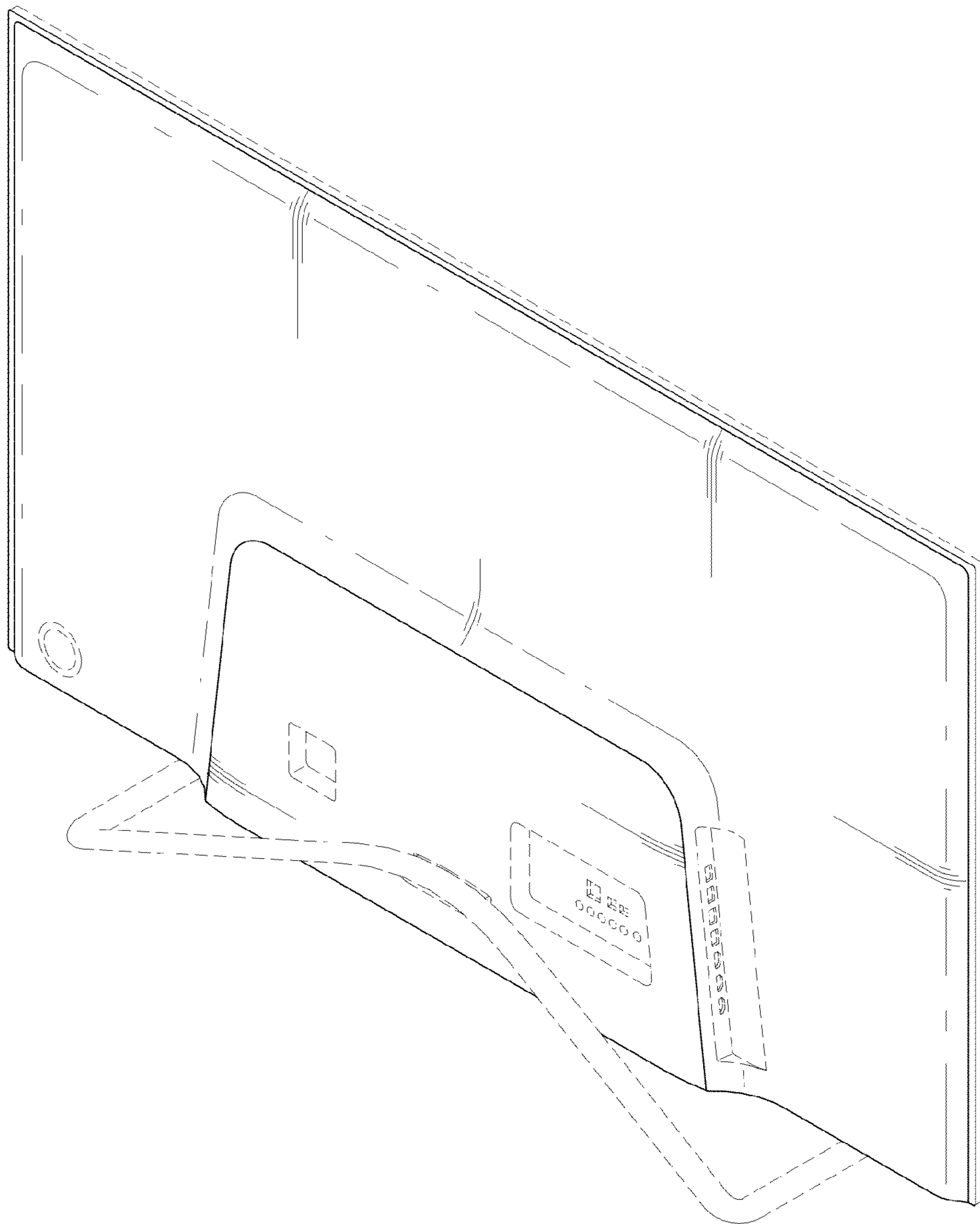


FIG. 2




FIG. 3

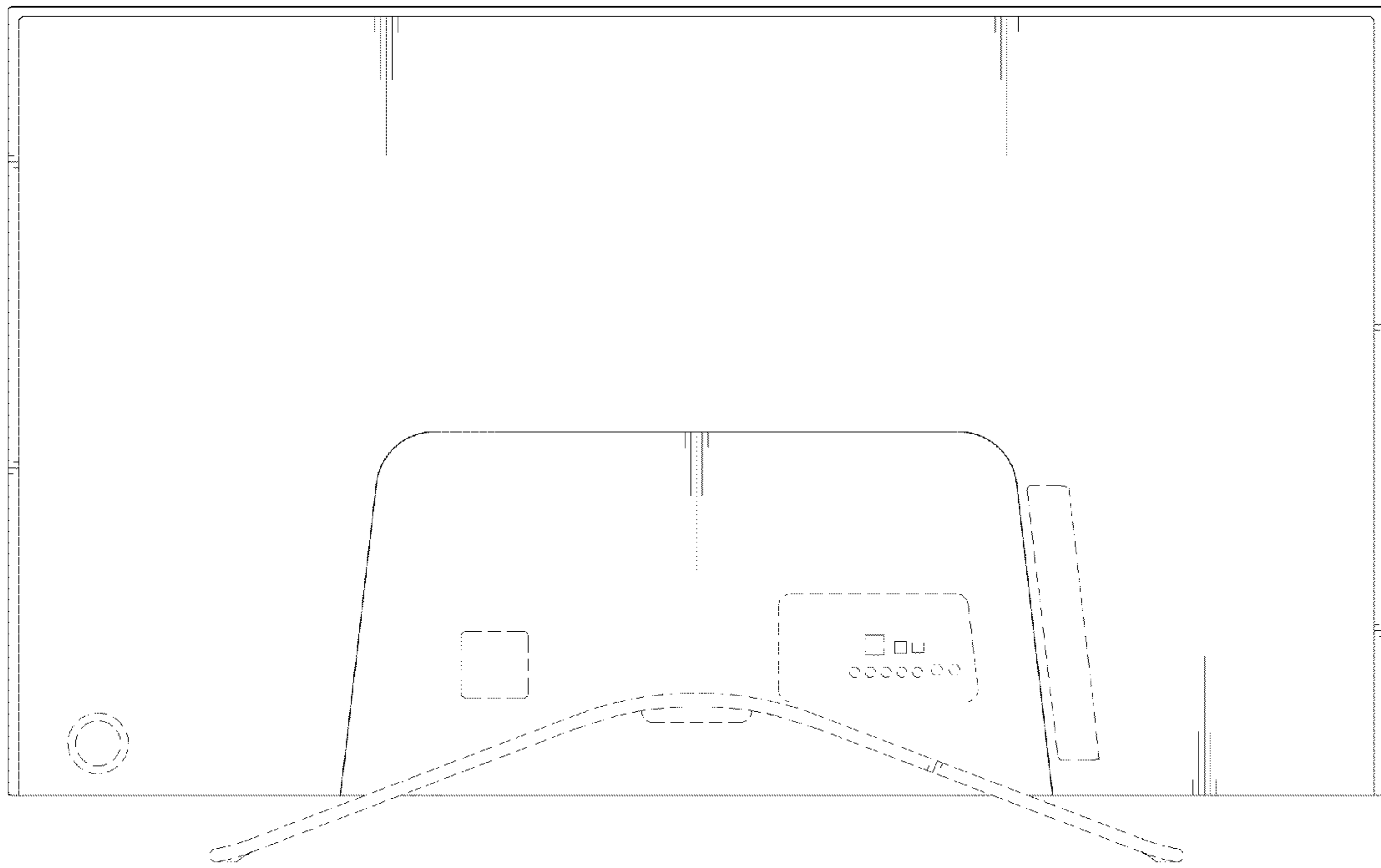


FIG. 4

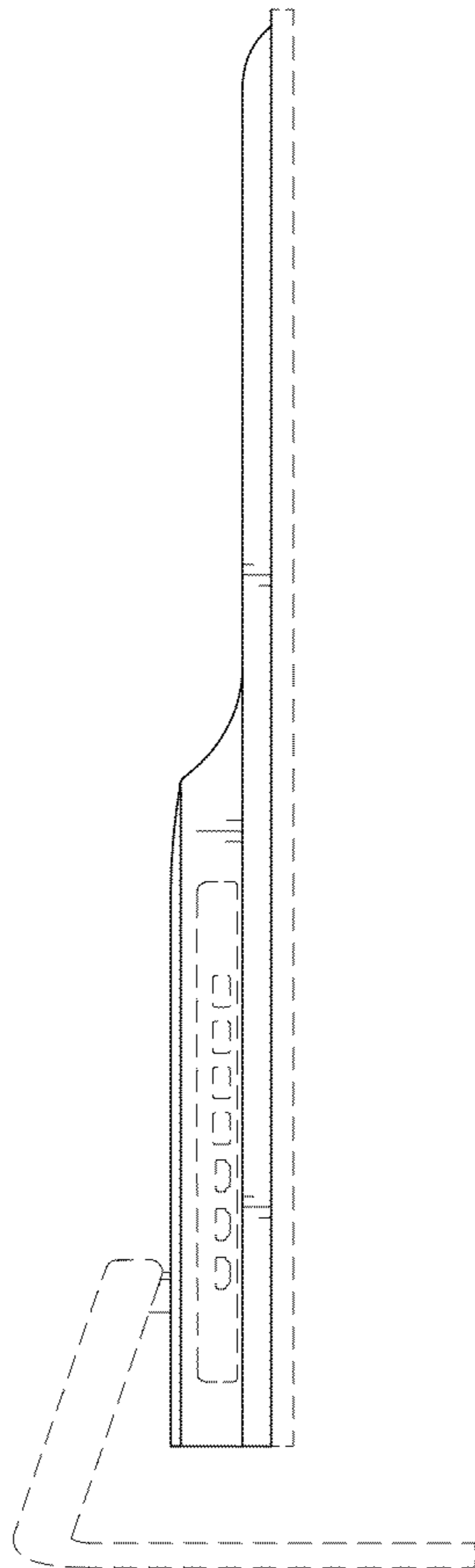


FIG. 5

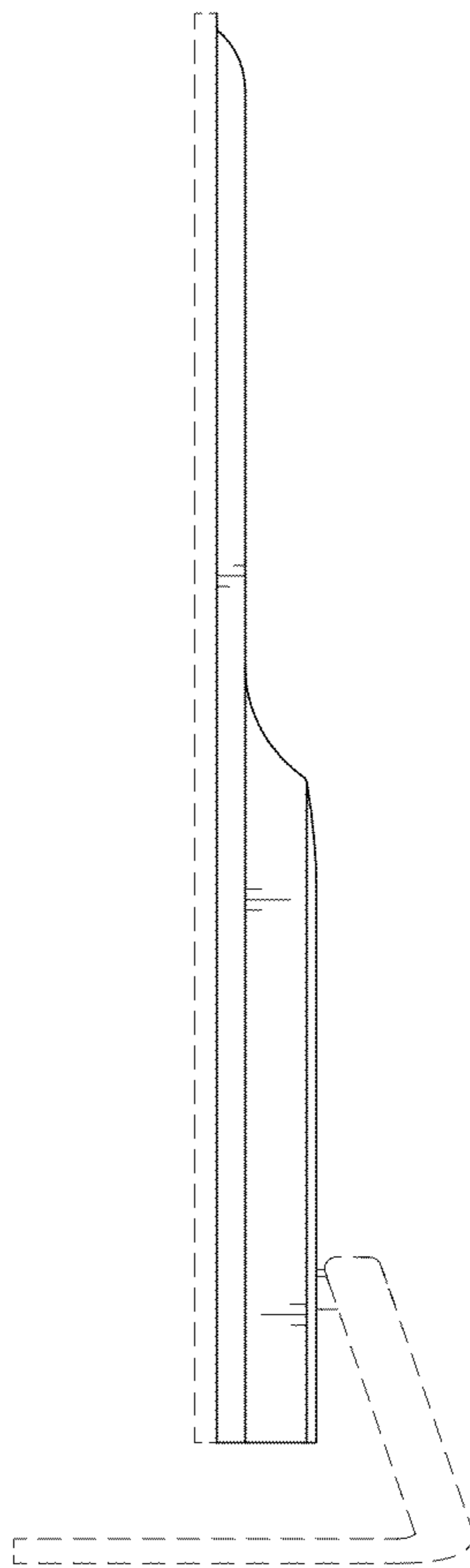


FIG. 6

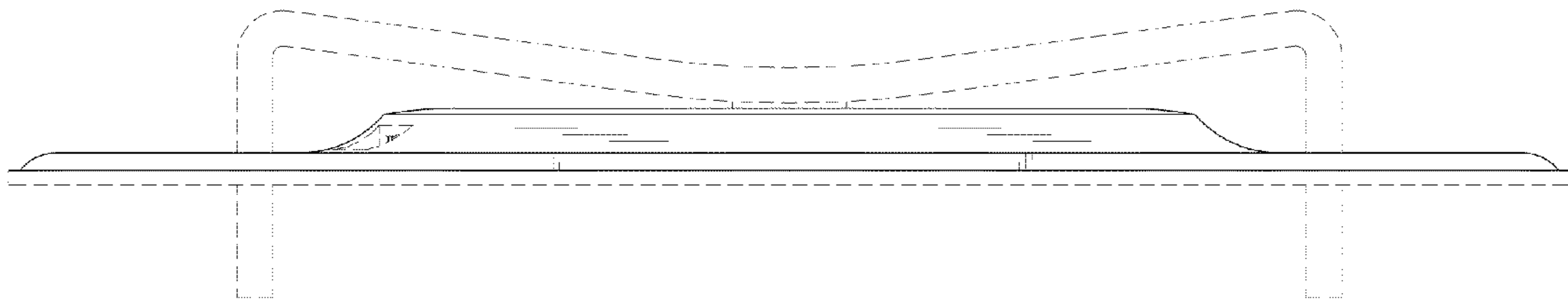


FIG. 7

