



US00D738328S

(12) **United States Design Patent**
Altonen et al.

(10) **Patent No.:** **US D738,328 S**
(45) **Date of Patent:** **** Sep. 8, 2015**

(54) **BUTTONS FOR A LOAD CONTROL DEVICE**

(71) Applicant: **Lutron Electronics Co., Inc.**,
Coopersburg, PA (US)

(72) Inventors: **Gregory Altonen**, Easton, PA (US);
Erica L. Clymer, Northampton, PA
(US); **Elliot G. Jacoby**, Glenside, PA
(US); **Noel Mayo**, Philadelphia, PA
(US); **Joel S. Spira**, Coopersburg, PA
(US)

(**) Term: **14 Years**

(21) Appl. No.: **29/488,253**

(22) Filed: **Apr. 17, 2014**

(51) **LOC (10) Cl.** **13-03**

(52) **U.S. Cl.**

USPC **D13/174**; D13/168

(58) **Field of Classification Search**

USPC D13/168, 174; D14/218; 340/4.3, 4.42,
340/12.22, 12.23, 12.24, 12.29, 12.3, 12.55,
340/13.2, 13.21, 13.24; 341/176; 345/169;
348/734; 455/352

CPC H03J 1/0025; H03J 9/00; H03J 9/02;
H03J 9/04; H03J 9/06; H01H 2009/187;
H01H 9/02; H01H 9/0214; H01H 9/0242;
H01H 9/18; H05B 37/02; H05B 37/0272;
H05B 39/088; G08C 17/00; G08C 17/02;
G08C 19/28; G08C 23/02; G08C 23/04

See application file for complete search history.

(56) **References Cited**

U.S. PATENT DOCUMENTS

D330,013 S 10/1992 Wunsch
D348,435 S * 7/1994 Farinelli et al. D13/168
6,120,262 A * 9/2000 McDonough et al. 417/424.1
D494,489 S 8/2004 Tulloch
D496,335 S 9/2004 Spira
D546,295 S * 7/2007 Marchetto et al. D13/168

7,312,695 B2 * 12/2007 Lehmer et al. 340/426.15
D592,606 S * 5/2009 Felegy et al. D13/168
D592,607 S * 5/2009 Felegy et al. D13/168
D592,611 S * 5/2009 Altonen et al. D13/171
D604,702 S * 11/2009 Felegy et al. D13/168
D606,500 S * 12/2009 Snyder et al. D13/174
D619,106 S * 7/2010 Felegy et al. D13/168
D631,854 S * 2/2011 Blair et al. D13/168
D631,856 S * 2/2011 Altonen et al. D13/174
D632,263 S * 2/2011 Lin et al. D13/168
D633,874 S 3/2011 Feldstein et al.
D638,375 S * 5/2011 Clymer et al. D13/168
D638,805 S * 5/2011 Clymer et al. D13/168
D638,806 S * 5/2011 Kim et al. D13/168
D641,718 S * 7/2011 Sakai D13/168

(Continued)

OTHER PUBLICATIONS

U.S. Appl. No. 29/484,421, filed Mar. 10, 2014, Altonen et al.

(Continued)

Primary Examiner — Selina Sikder

(74) *Attorney, Agent, or Firm* — Mark E. Rose; Philip N. Smith

(57)

CLAIM

We claim the ornamental design for buttons for a load control device, as shown and described.

DESCRIPTION

FIG. 1 is a perspective view of buttons for a load control device according to our new design.

FIG. 2 is a front view thereof.

FIG. 3 is a left side view thereof.

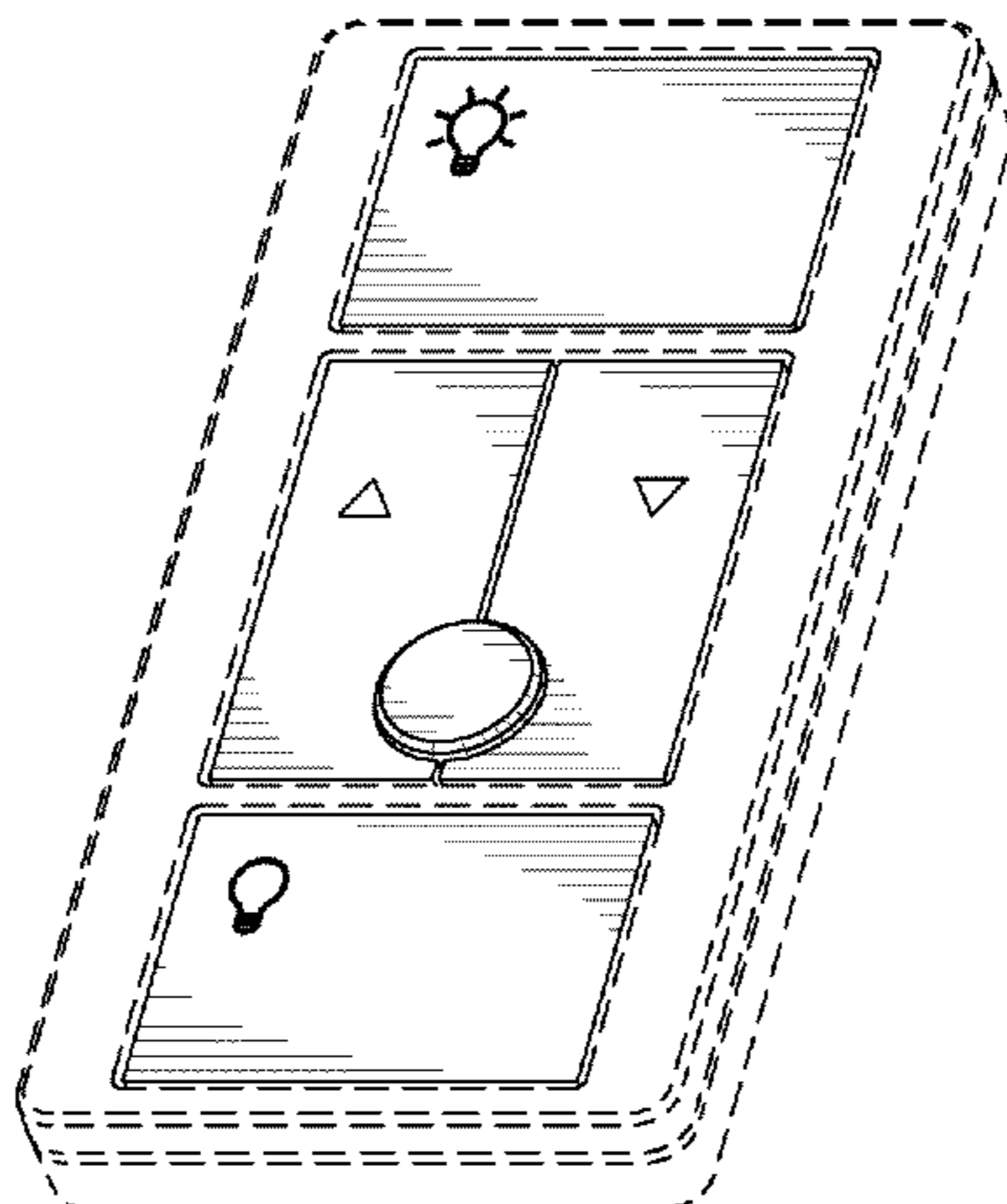
FIG. 4 is a right side view thereof.

FIG. 5 is a top view thereof; and,

FIG. 6 is a bottom view thereof.

The rear views form no part of the design and are omitted. The portions of the drawings appearing in broken line are for environment only and do not form a part of the claimed design.

1 Claim, 4 Drawing Sheets



(56)

References Cited

U.S. PATENT DOCUMENTS

D646,232 S * 10/2011 Felegy et al. D13/168
 D649,123 S * 11/2011 Jacoby et al. D13/164
 D649,124 S * 11/2011 Jacoby et al. D13/168
 D687,390 S * 8/2013 McDonald et al. D13/168
 D694,198 S * 11/2013 Felegy et al. D13/168
 D703,154 S * 4/2014 Clymer et al. D13/164
 D703,623 S 4/2014 Altonen et al.
 D704,152 S * 5/2014 Altonen et al. D13/168
 D704,153 S 5/2014 Altonen et al.
 D711,838 S 8/2014 Spira
 D713,360 S * 9/2014 Spira D13/168
 D713,361 S 9/2014 Spira
 D721,660 S * 1/2015 Wang D13/168
 2005/0231134 A1 10/2005 Sid

2008/0111491 A1* 5/2008 Spira 315/158
 2009/0251352 A1* 10/2009 Altonen et al. 341/176
 2011/0266122 A1 11/2011 Zaharchuk et al.
 2011/0279300 A1 11/2011 Mosebrook
 2012/0013450 A1 1/2012 Lee et al.

OTHER PUBLICATIONS

U.S. Appl. No. 29/488,247, filed Apr. 17, 2014, Altonen et al.
 U.S. Appl. No. 29/488,250, filed Apr. 17, 2014, Altonen et al.
 U.S. Appl. No. 29/488,242, filed Apr. 17, 2014, Altonen et al.
 U.S. Appl. No. 29/488,260, filed Apr. 17, 2014, Joel S. Spira.
 U.S. Appl. No. 29/488,263, filed Apr. 17, 2014, Joel S. Spira.
 U.S. Appl. No. 29/488,264, filed Apr. 17, 2014, Joel S. Spira.
 U.S. Appl. No. 29/488,265, filed Apr. 17, 2014, Joel S. Spira.

* cited by examiner

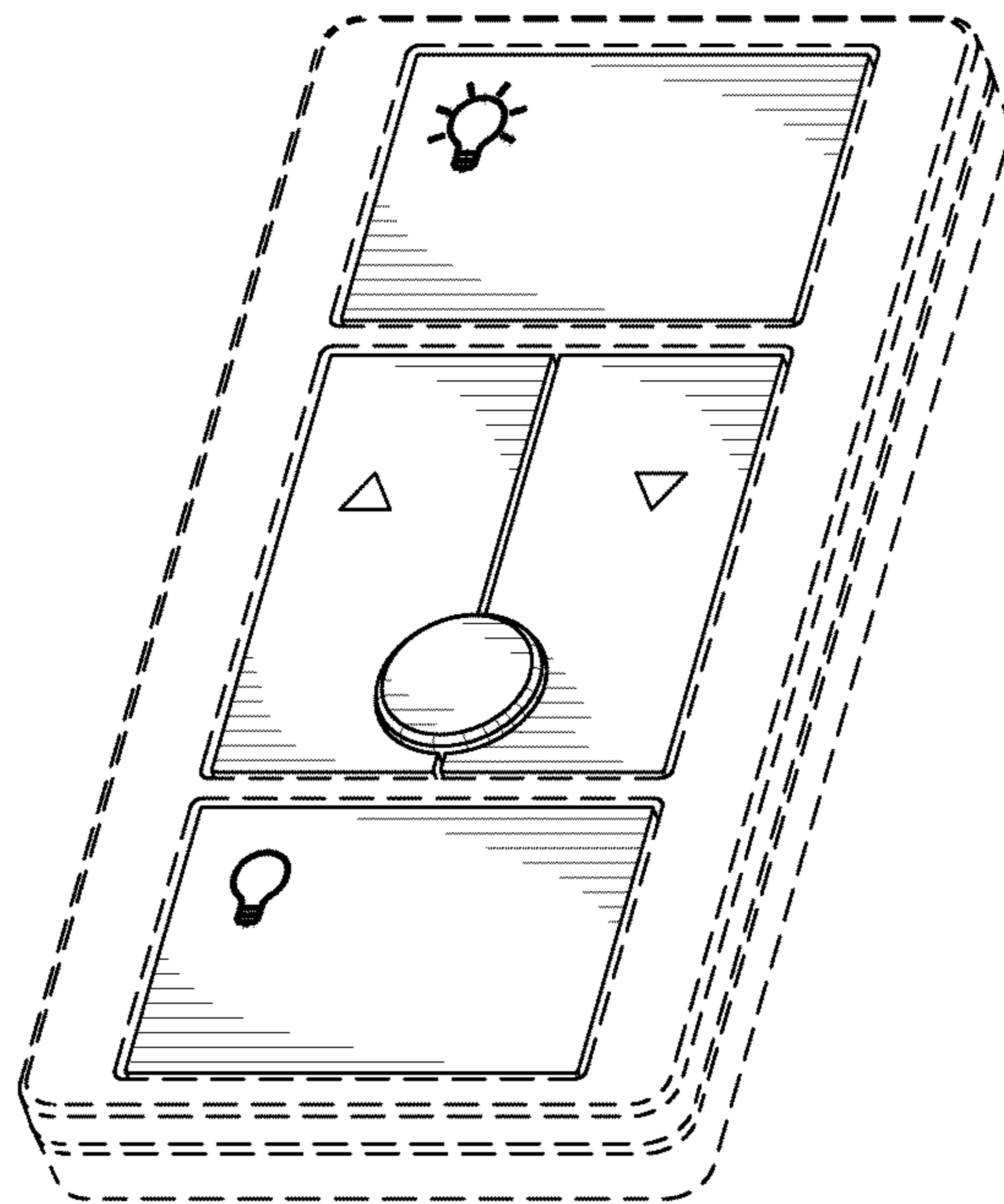


Fig. 1

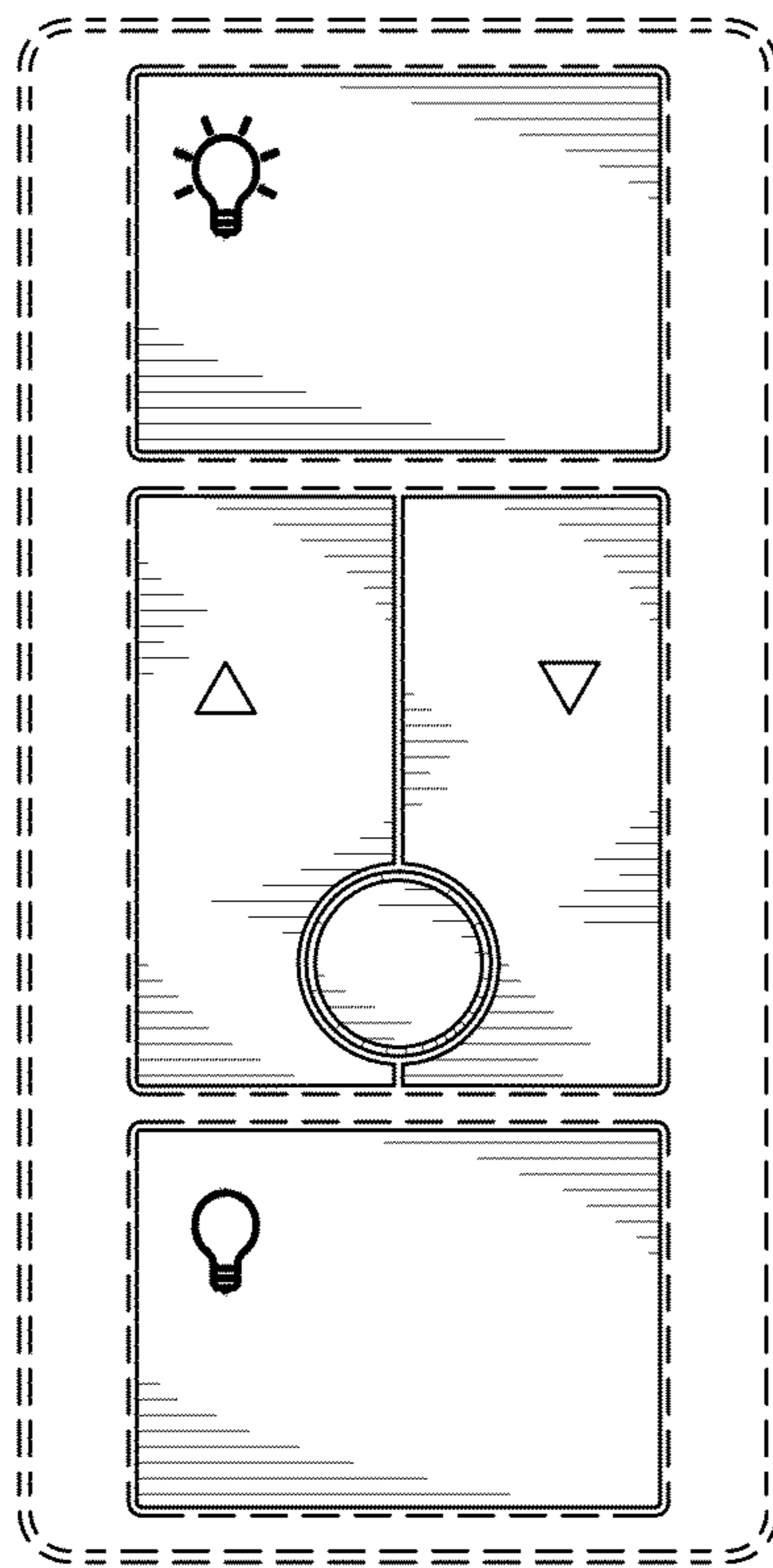


Fig. 2




Fig. 3




Fig. 4

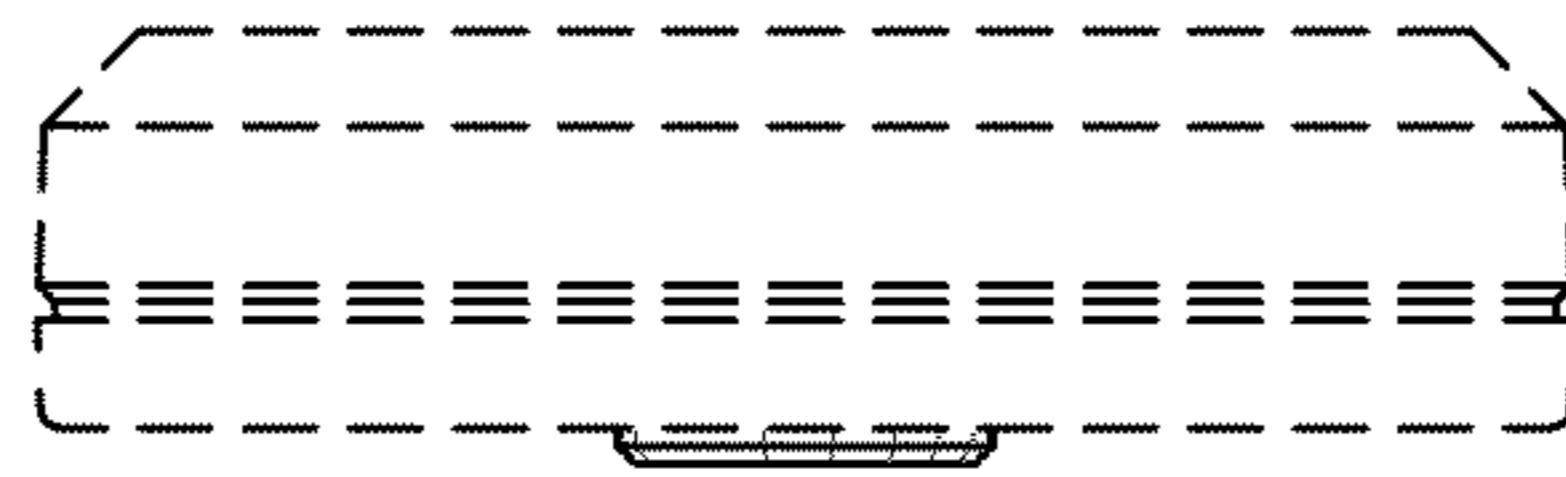


Fig. 5

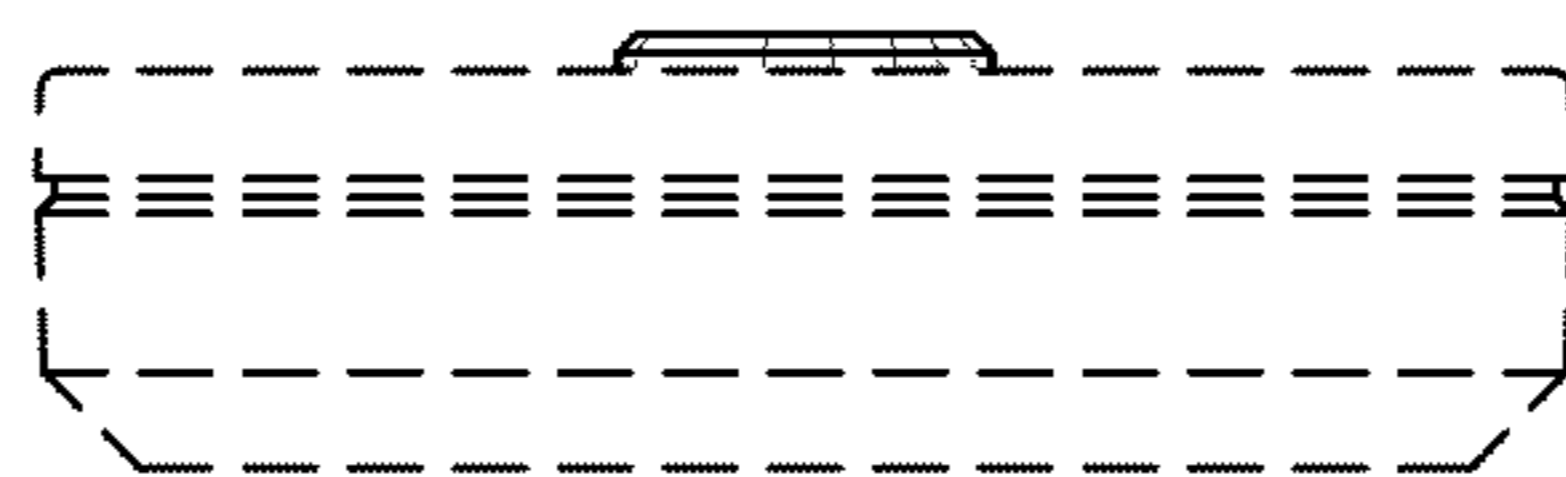


Fig. 6