



US00D738327S

(12) **United States Design Patent**
Bulla

(10) **Patent No.:** **US D738,327 S**

(45) **Date of Patent:** **** Sep. 8, 2015**

(54) **SWITCH HOUSING PLATFORM**

(71) Applicant: **Prettl Electric Corporation**, Greenville, SC (US)

(72) Inventor: **Manfred Christian Bulla**, Greenville, SC (US)

(73) Assignee: **PRETTL ELECTRIC CORPORATION**, Greenville, SC (US)

(**) Term: **14 Years**

(21) Appl. No.: **29/481,678**

(22) Filed: **Feb. 9, 2014**

(51) **LOC (10) Cl.** **13-03**

(52) **U.S. Cl.**

USPC **D13/173**

(58) **Field of Classification Search**

USPC D13/118, 122, 173, 184, 199

CPC B60R 16/0239; H01H 1/58; H01H 19/08;

H02G 3/16; H05K 5/00; H05K 5/0004;

H05K 5/0008

See application file for complete search history.

(56) **References Cited**

U.S. PATENT DOCUMENTS

5,980,306 A * 11/1999 Tanaka et al. 439/485

7,174,778 B2 * 2/2007 Hellinger et al. 73/115.01

D537,797 S * 3/2007 Yanai et al. D13/171

7,697,300 B2 * 4/2010 Brandt et al. 361/736

8,137,115 B1 * 3/2012 Chou et al. 439/76.1

D705,742 S *	5/2014	Schneider et al.	D13/162
2002/0043876 A1 *	4/2002	Kawaguchi et al.	307/10.1
2003/0161110 A1 *	8/2003	Spasevski et al.	361/715
2005/0091949 A1 *	5/2005	Origlia	55/385.4
2005/0109156 A1 *	5/2005	Hellinger et al.	74/608
2007/0230137 A1 *	10/2007	Inagaki	361/719
2009/0296356 A1 *	12/2009	Ito	361/752
2010/0271763 A1 *	10/2010	Kodama et al.	361/679.01
2011/0267786 A1 *	11/2011	Miyamoto	361/752
2012/0134130 A1 *	5/2012	Washihira et al.	361/819
2013/0119760 A1 *	5/2013	Amano et al.	307/10.1
2013/0205560 A1 *	8/2013	Ghannam et al.	29/426.5
2014/0083733 A1 *	3/2014	Kamigaichi	174/50
2014/0092570 A1 *	4/2014	Blossfeld et al.	361/752

* cited by examiner

Primary Examiner — Selina Sikder

(74) *Attorney, Agent, or Firm* — McNair Law Firm, P.A.;
Douglas L. Lineberry

(57) **CLAIM**

The ornamental design for a switch housing platform, as shown and described.

DESCRIPTION

FIG. 1 is a top plan view of the switch housing platform showing my new design;

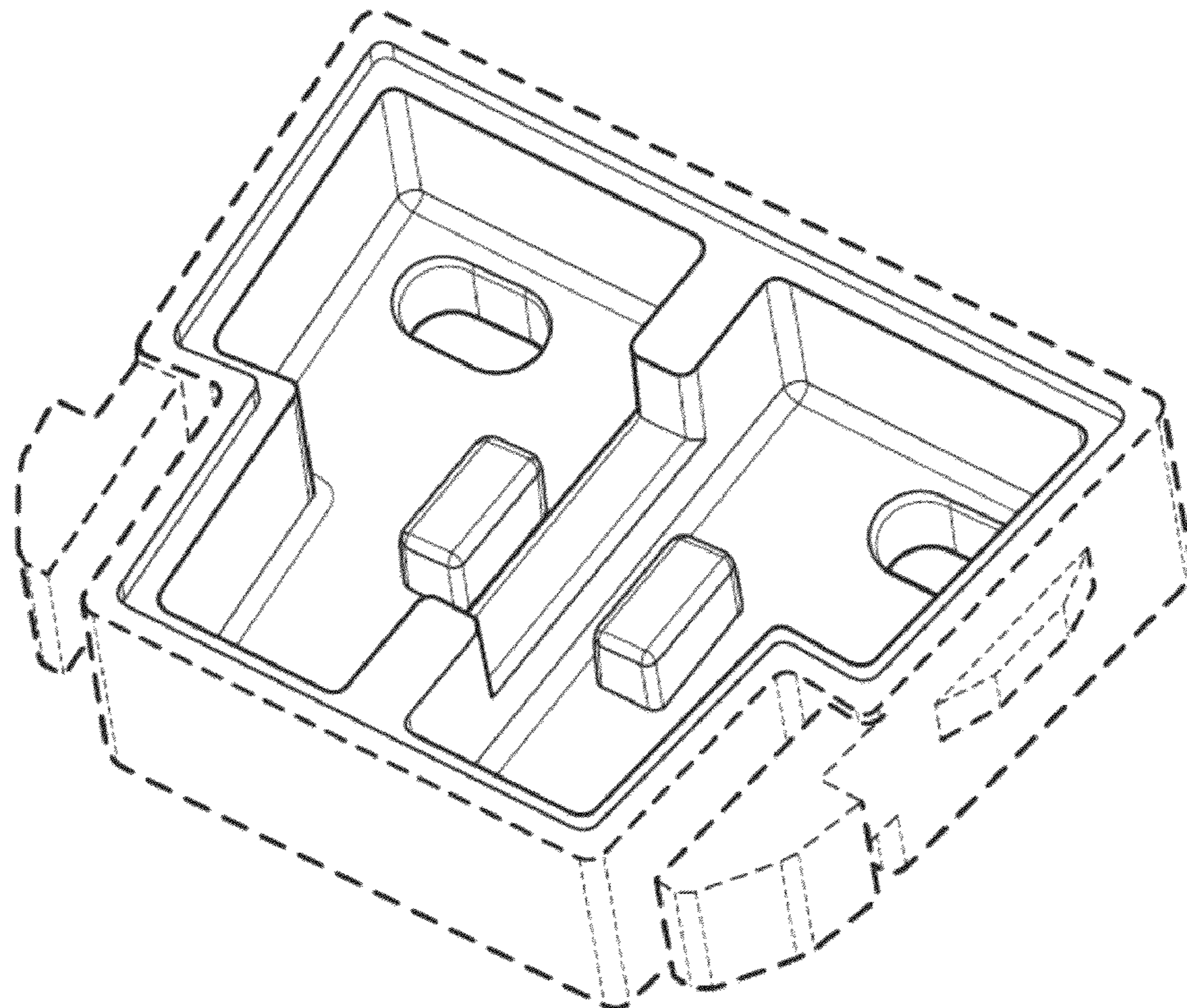
FIG. 2 is a top perspective view thereof;

FIG. 3 is a bottom plan view thereof; and,

FIG. 4 is a bottom perspective view thereof.

The broken line disclosures shown in the Figures of the switch housing platform are for illustrative purposes only and form no part of the claimed design.

1 Claim, 2 Drawing Sheets



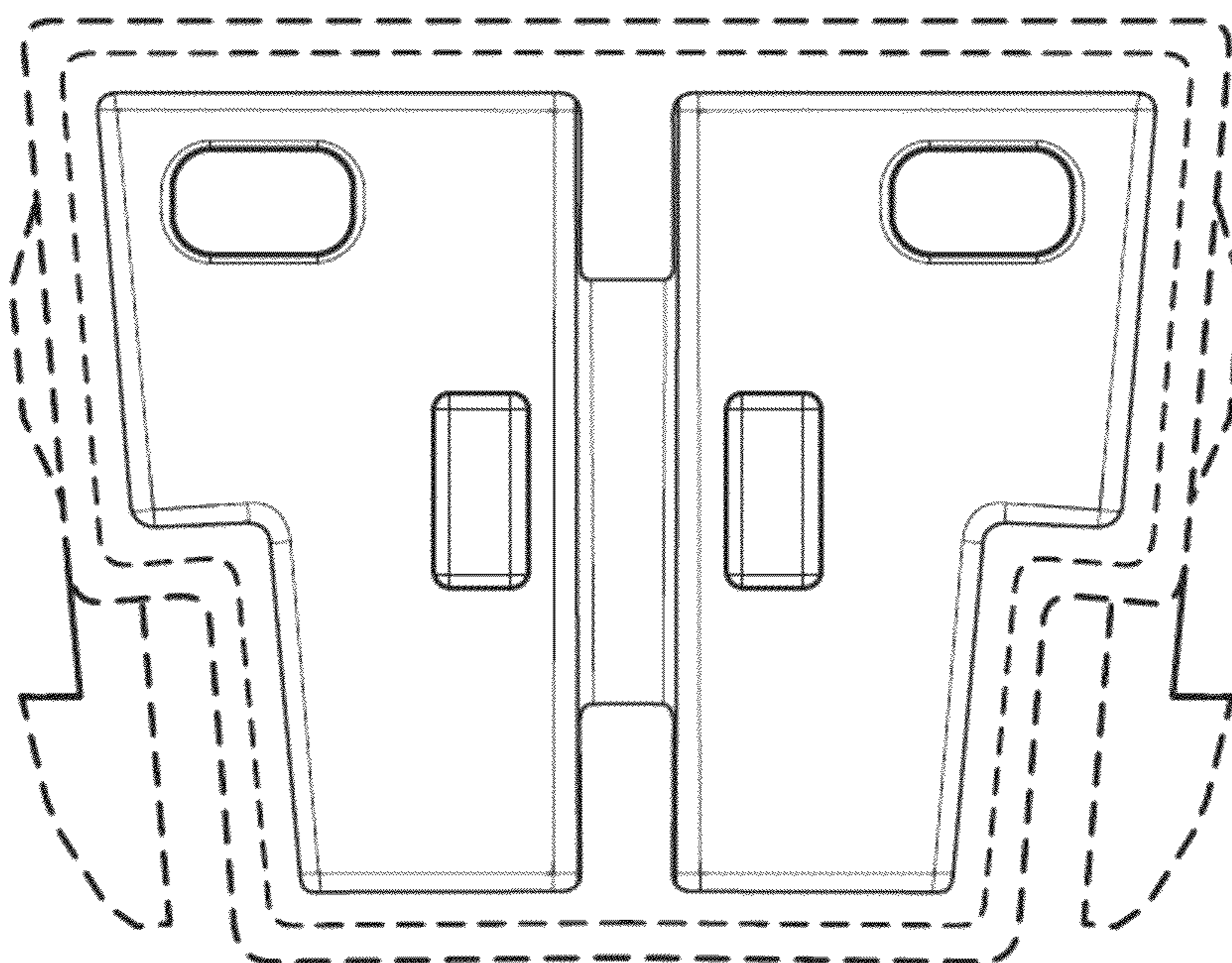


Fig. 1

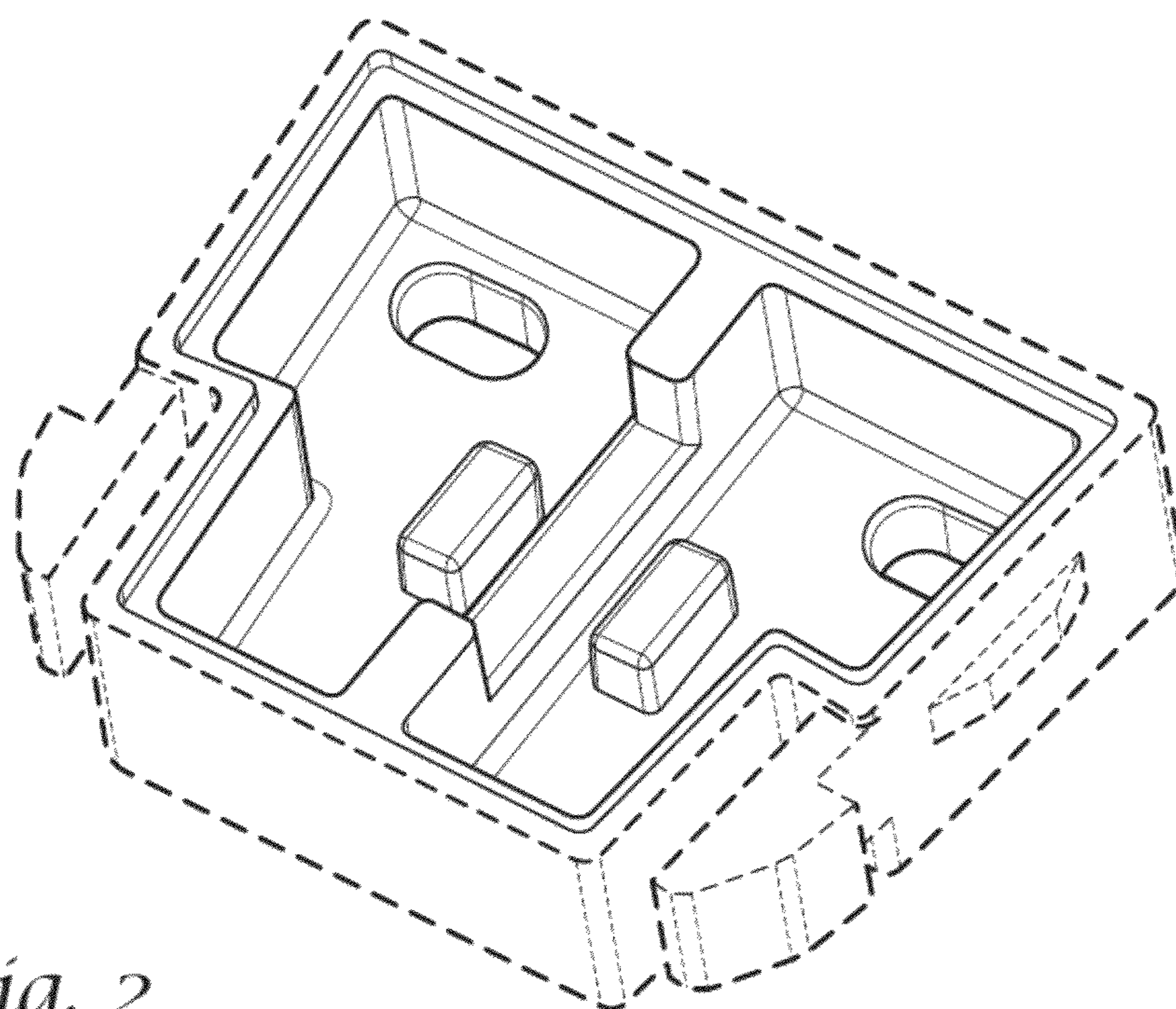


Fig. 2

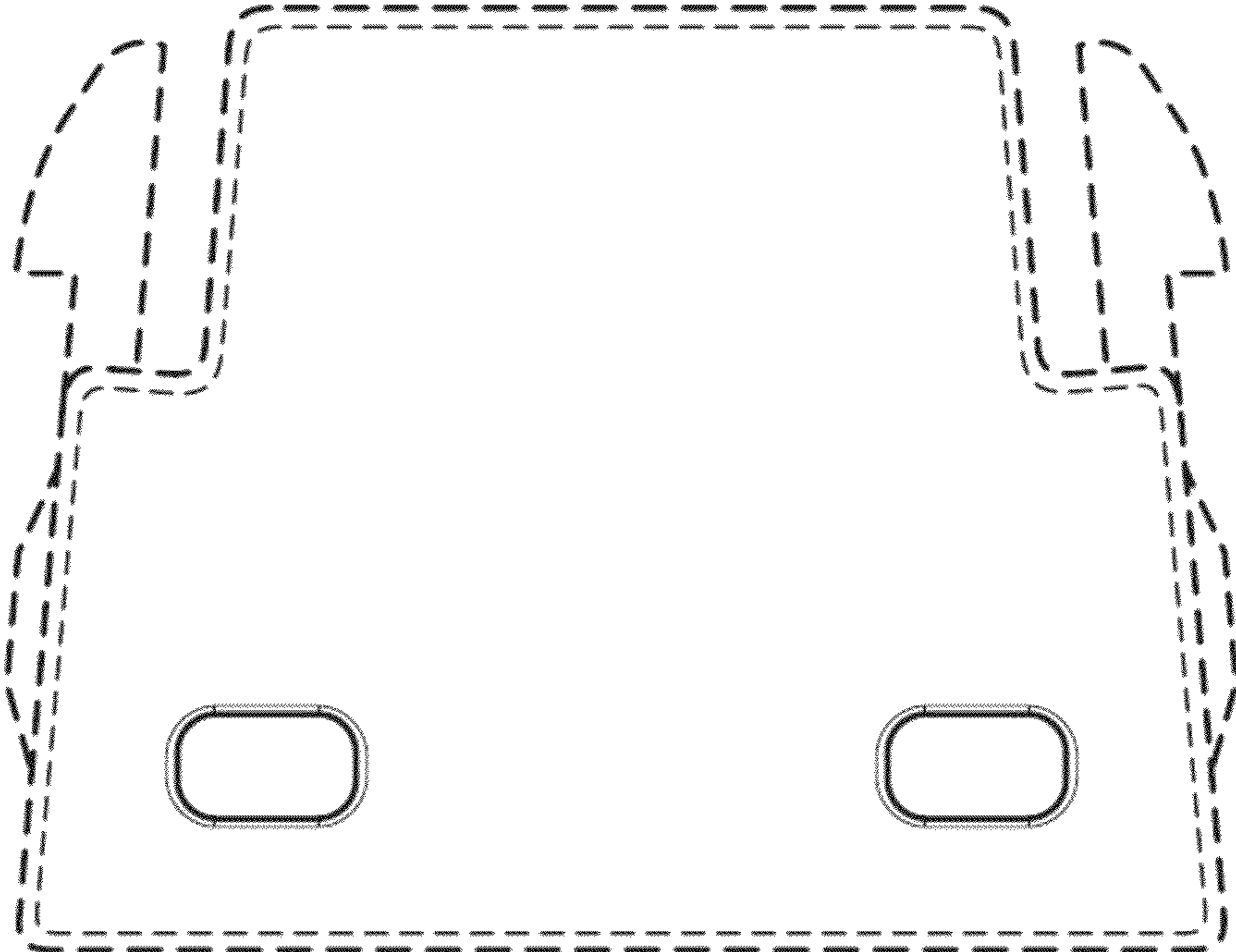


Fig. 3

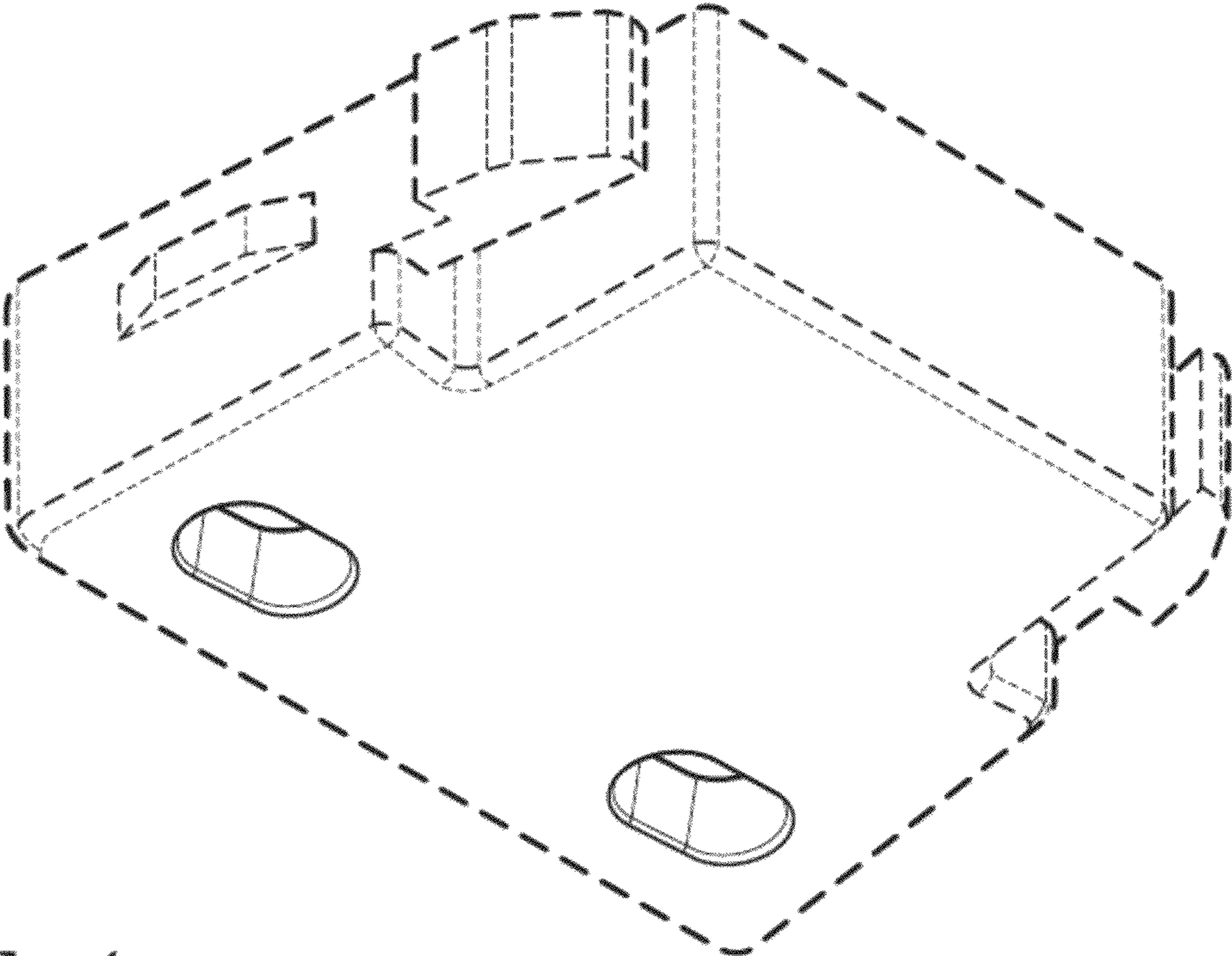


Fig. 4