



US00D738312S

(12) **United States Design Patent**
Bress et al.

(10) **Patent No.:** **US D738,312 S**

(45) **Date of Patent:** **** Sep. 8, 2015**

(54) **USB EXTENSION CABLE**

(71) Applicants: **Steven Bress**, Germantown, MD (US);
Mark Joseph Menz, Folsom, CA (US)

(72) Inventors: **Steven Bress**, Germantown, MD (US);
Mark Joseph Menz, Folsom, CA (US)

(**) Term: **14 Years**

(21) Appl. No.: **29/488,219**

(22) Filed: **Apr. 17, 2014**

(51) **LOC (10) Cl.** **13-03**

(52) **U.S. Cl.**
USPC **D13/147**

(58) **Field of Classification Search**
USPC D13/147, 153, 154, 184, 199; 439/79,
439/108, 135, 180, 246, 278, 291, 328, 344,
439/350, 353, 357, 358, 374, 378, 381, 391,
439/489, 509, 527, 529, 530, 533, 587, 594,
439/598, 607.01, 607.04, 607.05, 607.17,
439/607.25, 607.34, 607.41, 607.53, 626,
439/629, 637, 656, 660, 668, 676, 680, 711,
439/745, 752, 892, 894

See application file for complete search history.

(56) **References Cited**

U.S. PATENT DOCUMENTS

D442,553	S	*	5/2001	Urban et al.	D13/153
D449,275	S	*	10/2001	Goto	D13/147
D484,094	S	*	12/2003	Xiao	D14/435.1
D585,835	S	*	2/2009	Jaqua et al.	D13/154
D676,389	S	*	2/2013	Worth et al.	D13/147
D679,656	S	*	4/2013	Richards et al.	D13/147
D679,657	S	*	4/2013	Richards et al.	D13/147
D680,077	S	*	4/2013	Richards et al.	D13/147

* cited by examiner

Primary Examiner — Daniel Bui

(57) **CLAIM**

The ornamental design for a USB extension cable, as shown.

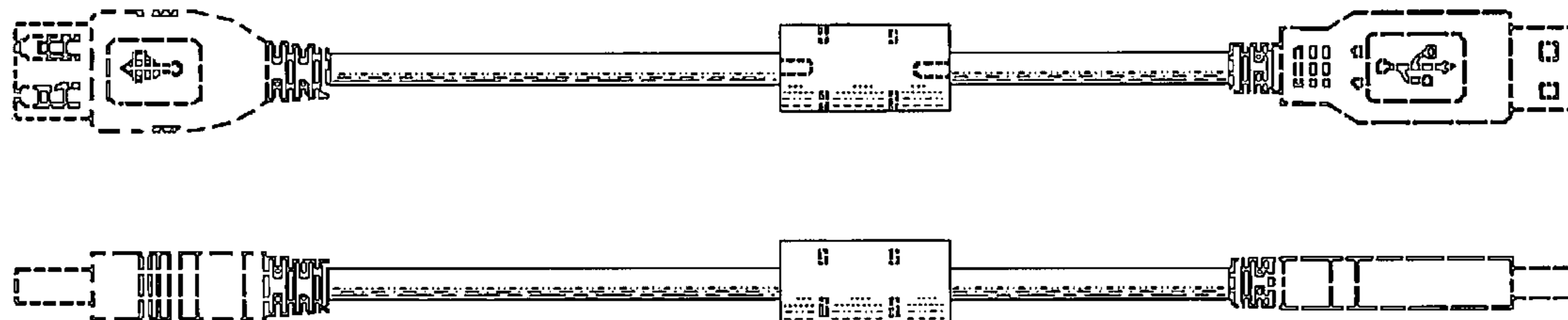
DESCRIPTION

FIG. 1 is a top view of a USB extension cable showing our new design; and,

FIG. 2 is a side view thereof.

The broken line in the drawing is included to show unclaimed environment only and forms no part of the claimed design.

1 Claim, 1 Drawing Sheet



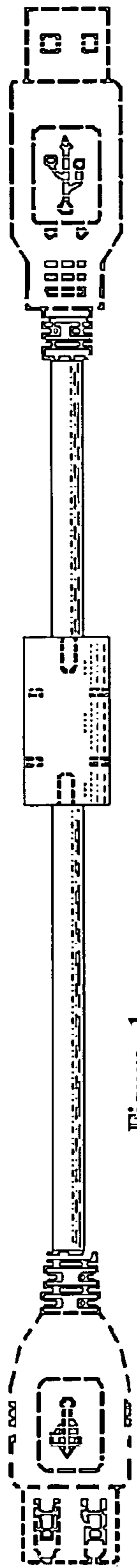


Figure 1

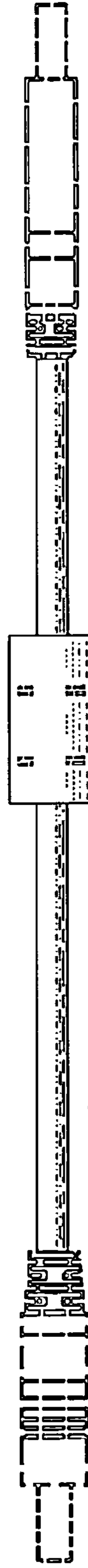


Figure 2