



US00D738307S

(12) **United States Design Patent**
Nook et al.

(10) **Patent No.:** **US D738,307 S**
(45) **Date of Patent:** **** *Sep. 8, 2015**

(54) **ELECTRICAL CLAMP**

(71) Applicant: **THE NOCO COMPANY**, Glenwillow, OH (US)

(72) Inventors: **Jonathan Lewis Nook**, Gates Mills, OH (US); **William Knight Nook, Sr.**, Shaker Heights, OH (US); **James Richard Stanfield**, Peoria, AZ (US); **Derek Michael Underhill**, Tempe, AZ (US)

(73) Assignee: **THE NOCO COMPANY**, Glenwillow, OH (US)

(*) Notice: This patent is subject to a terminal disclaimer.

(**) Term: **14 Years**

(21) Appl. No.: **29/486,664**

(22) Filed: **Apr. 1, 2014**

(51) **LOC (10) Cl.** **13-02**

(52) **U.S. Cl.**
USPC **D13/120**

(58) **Field of Classification Search**
USPC D13/107, 110, 120, 133, 148, 149, 154, D13/156, 184, 199; 439/248, 258, 274, 447, 439/504, 603, 686, 755, 822, 829, 759, 439/506; 174/74 R, 84 C; D8/72; 320/105

See application file for complete search history.

(56) **References Cited**

U.S. PATENT DOCUMENTS

D258,818	S	*	4/1981	Johnson et al.	D13/120
4,620,767	A	*	11/1986	Woolf	439/217
4,854,901	A	*	8/1989	Vernachio	439/755
D304,928	S	*	12/1989	Mize	D13/120
5,167,529	A	*	12/1992	Verge	439/504
D399,729	S	*	10/1998	Chen	D8/395
6,386,907	B1	*	5/2002	Ruffa	439/504
D597,029	S	*	7/2009	Li	D13/120
D625,265	S	*	10/2010	DuMelle et al.	D13/120
D649,116	S	*	11/2011	Nakatsuka	D13/120
8,342,892	B2	*	1/2013	Fan et al.	439/822
D689,020	S	*	9/2013	Demirjian et al.	D13/120

* cited by examiner

Primary Examiner — Derrick Holland
Assistant Examiner — Jennifer O King

(74) *Attorney, Agent, or Firm* — Vorys, Sater, Seymour and Pease LLP; William L. Klima

(57) **CLAIM**

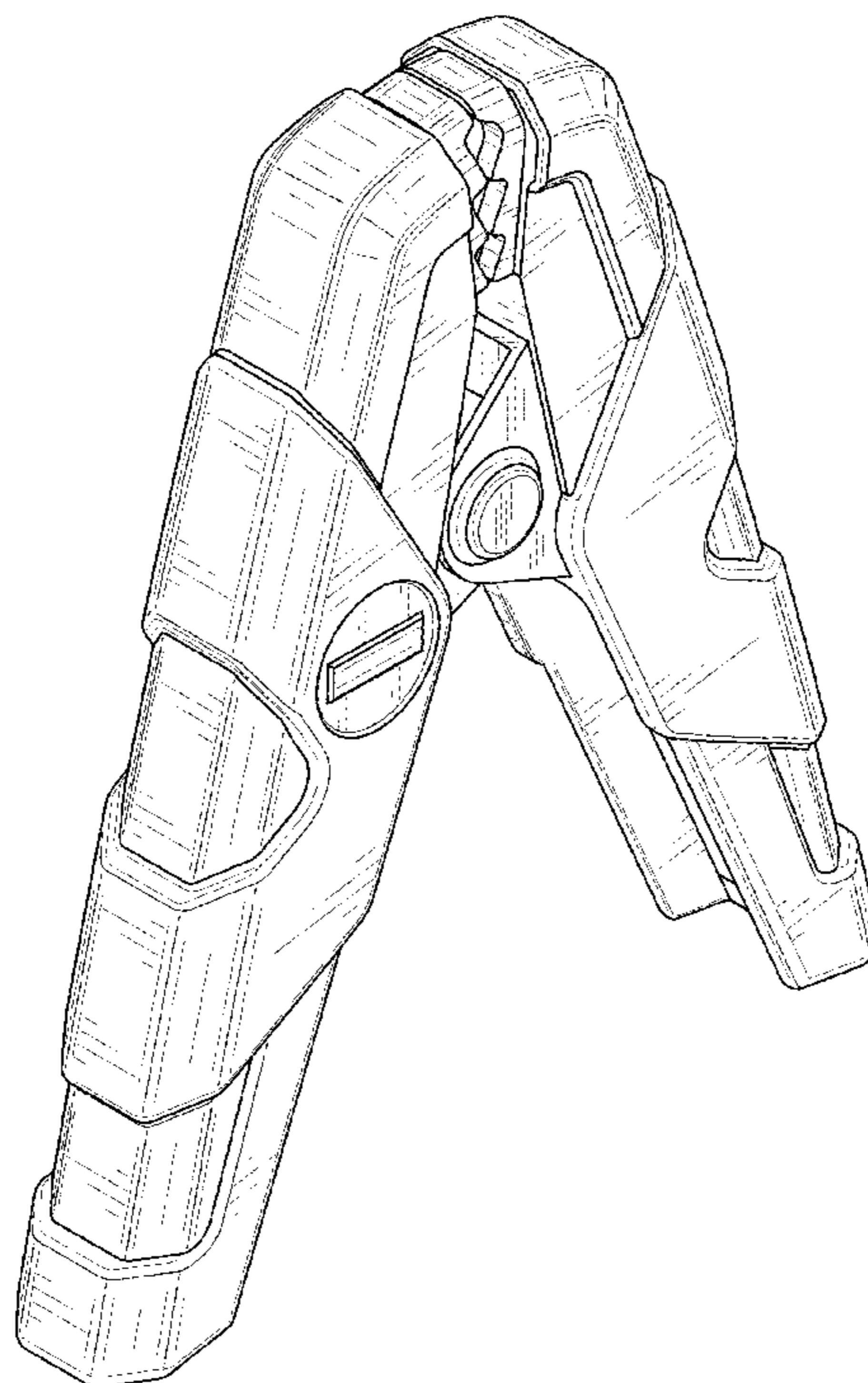
The ornamental design for an electrical clamp, as shown and described.

DESCRIPTION

FIG. 1 is a perspective view for a electrical clamp;
FIG. 2 is a front elevational view thereof;
FIG. 3 is a rear elevational view thereof;
FIG. 4 is a left-side view thereof;
FIG. 5 is a right-side view thereof;
FIG. 6 is a top plan view thereof; and,
FIG. 7 is a bottom plan view thereof.

The broken lines shown represent unclaimed subject matter and form no part of the claimed design.

1 Claim, 5 Drawing Sheets



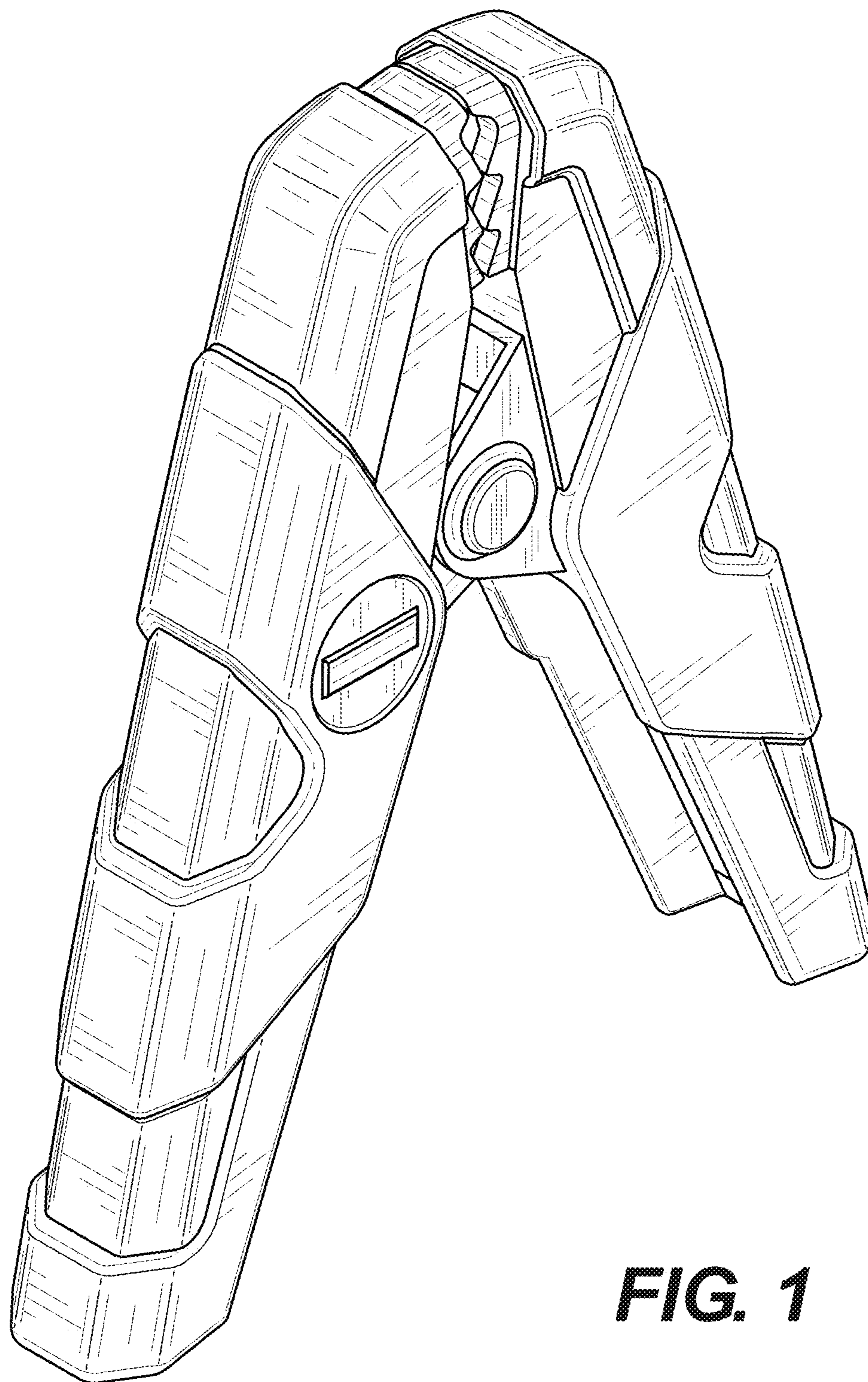


FIG. 1

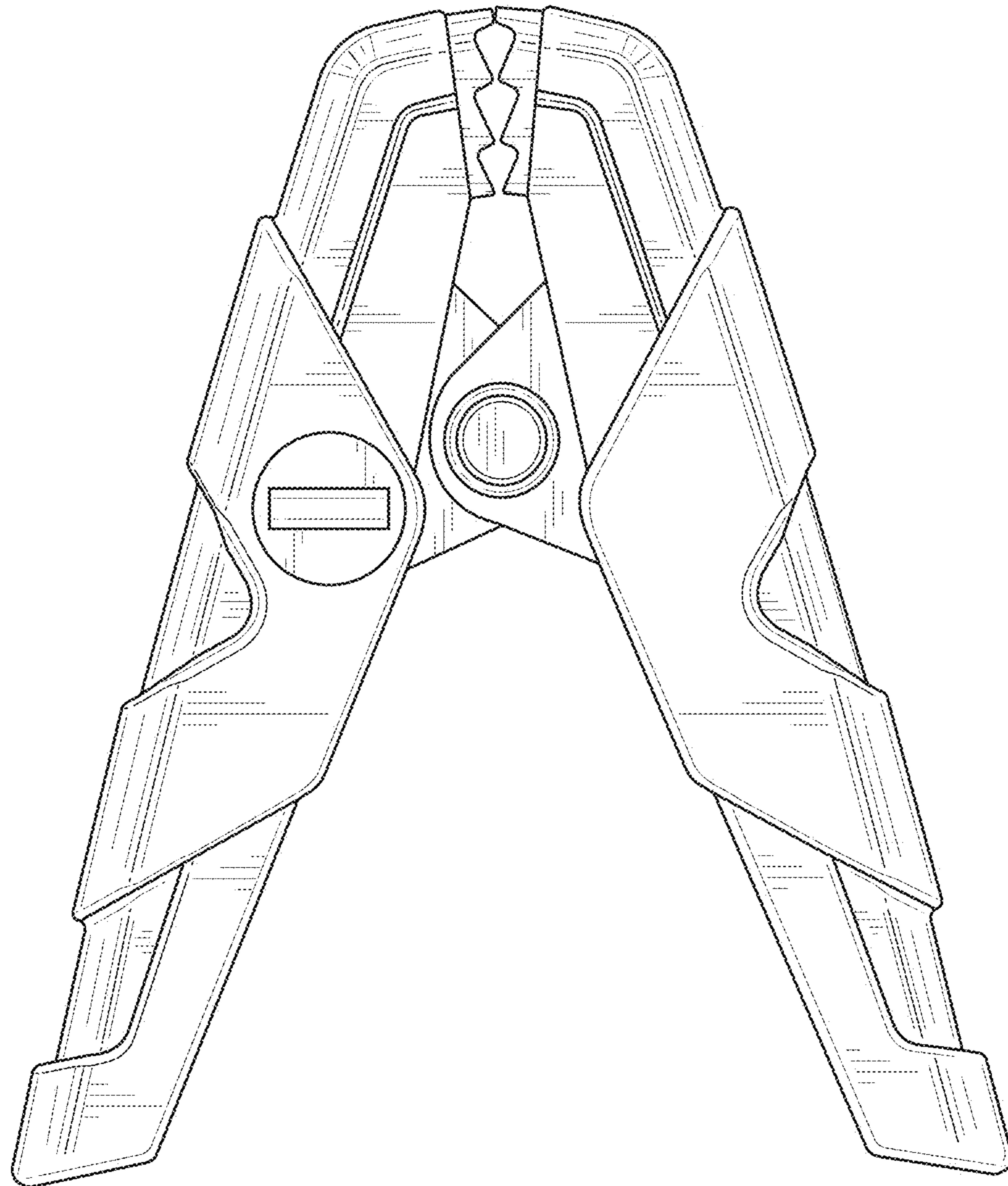


FIG. 2

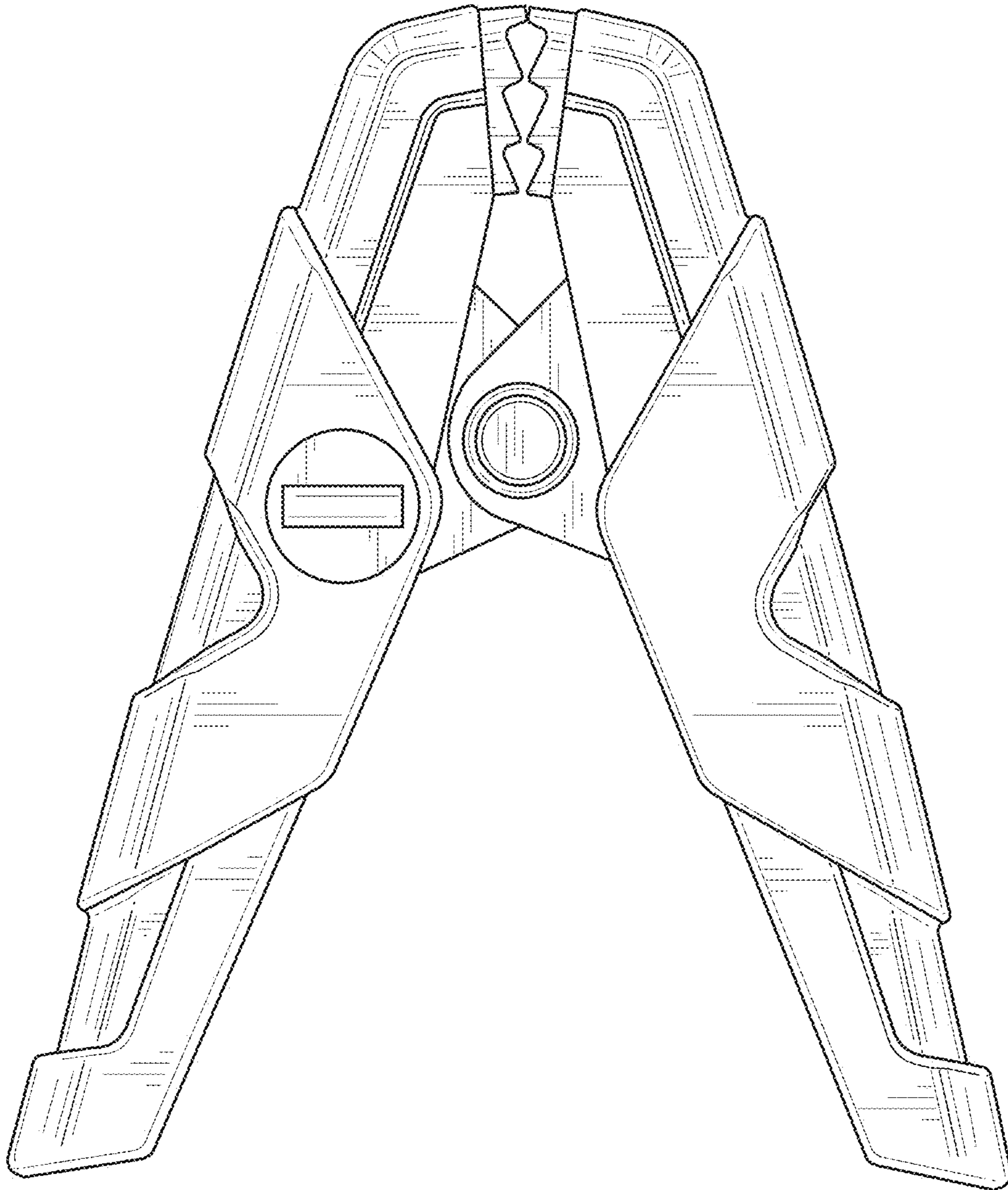


FIG. 3

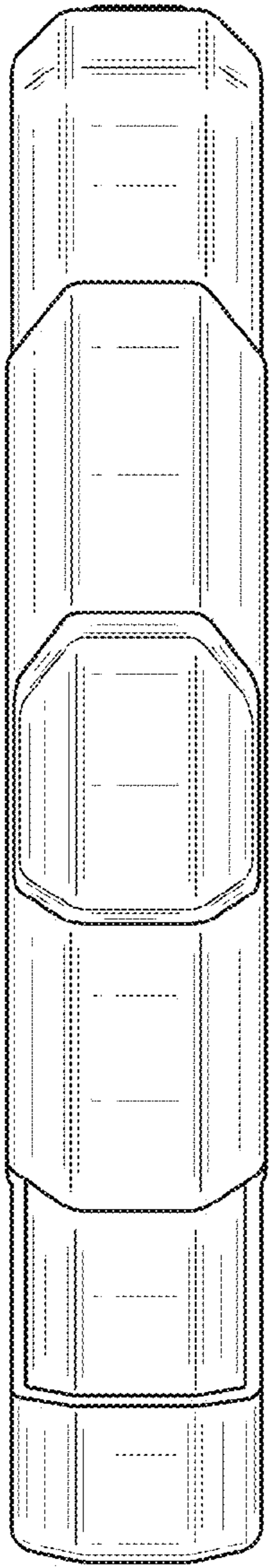


FIG. 4

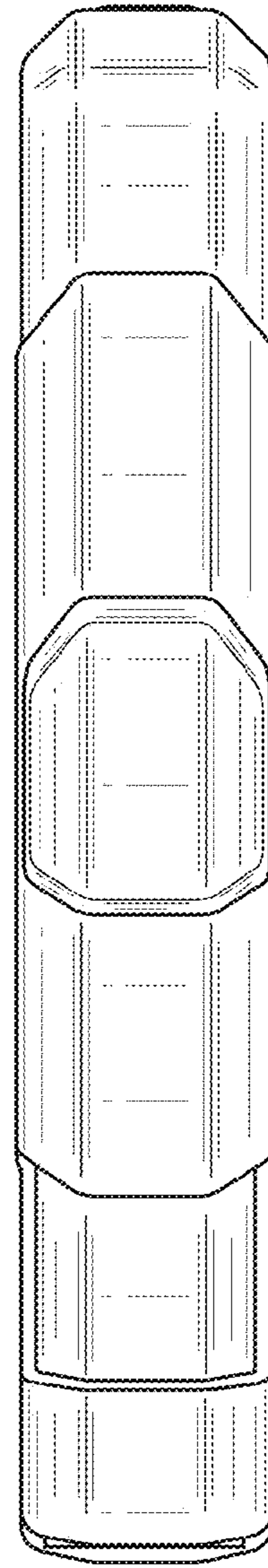


FIG. 5

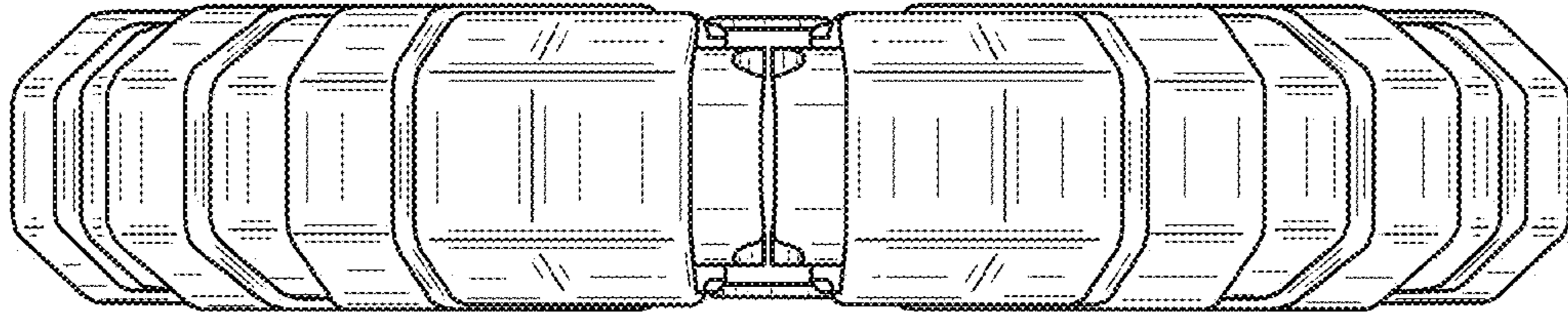


FIG. 6

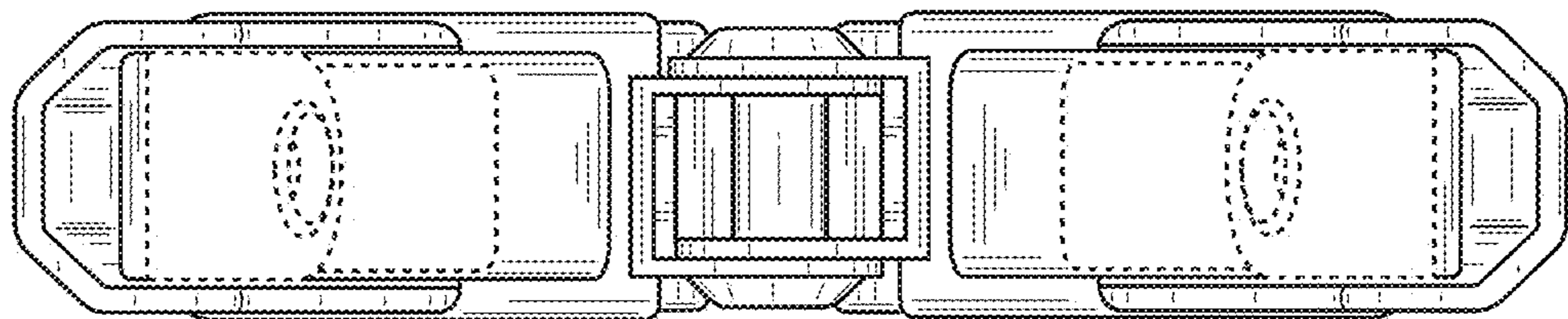


FIG. 7