



US00D738305S

(12) **United States Design Patent**
Gochev

(10) **Patent No.:** **US D738,305 S**

(45) **Date of Patent:** **** Sep. 8, 2015**

(54) **WIND TURBINE**

(71) Applicant: **Kiril Stefanov Gochev**, Glenview, IL
(US)

(72) Inventor: **Kiril Stefanov Gochev**, Glenview, IL
(US)

(73) Assignee: **Kiril Stefanov Gochev**, GreysLake, IL
(US)

(**) Term: **14 Years**

(21) Appl. No.: **29/458,831**

(22) Filed: **Jun. 24, 2013**

(51) **LOC (10) Cl.** **13-01**

(52) **U.S. Cl.**
USPC **D13/115**

(58) **Field of Classification Search**
USPC D13/101, 115, 199; D15/199; 290/55,
290/54; 415/907, 41, 4.2; 416/197 A, 196 A,
416/183, 176, 151, 143, 142, 132 R, 132 B,
416/51, 38, 37, 31, 24, 23, 1
CPC F03D 1/06; F03D 1/0608; F03D 1/0625;
F03D 1/0633; F03D 1/0641; F03D 3/02;
F03D 3/005; F03D 3/061; F03D 3/0409;
F03D 7/0224; F03D 7/04; F03D 7/06; B63H
1/06

See application file for complete search history.

(56) **References Cited**

U.S. PATENT DOCUMENTS

8,215,897 B2 * 7/2012 Douglass et al. 415/4.2
D671,070 S * 11/2012 Joutsiniemi D13/115

8,550,786 B2 * 10/2013 Janiuk 416/226
2007/0104579 A1 * 5/2007 Steinke et al. 416/132 B
2007/0140830 A1 * 6/2007 Stiig et al. 415/4.2
2007/0177970 A1 * 8/2007 Yokoi 415/4.2
2007/0189899 A1 * 8/2007 Serpa 416/132 B
2007/0224029 A1 * 9/2007 Yokoi 415/4.2
2008/0213083 A1 * 9/2008 Unno 415/4.2
2009/0285689 A1 * 11/2009 Hall et al. 416/197 A
2009/0317255 A1 * 12/2009 Bertony 416/198 R
2010/0266403 A1 * 10/2010 Cheng 416/1
2010/0270808 A1 * 10/2010 Bates et al. 290/55
2010/0295316 A1 * 11/2010 Grassman 290/55
2010/0327596 A1 * 12/2010 Williams 290/54
2011/0248512 A1 * 10/2011 Lee 290/1 R
2011/0311364 A1 * 12/2011 Conner 416/197 A
2012/0207605 A1 * 8/2012 Hessamodini 416/196 A
2012/0292912 A1 * 11/2012 Haskell 290/55
2013/0094967 A1 * 4/2013 Su 416/202

* cited by examiner

Primary Examiner — Derrick Holland

Assistant Examiner — Jennifer O King

(74) *Attorney, Agent, or Firm* — Kiril Stefanov Gochev

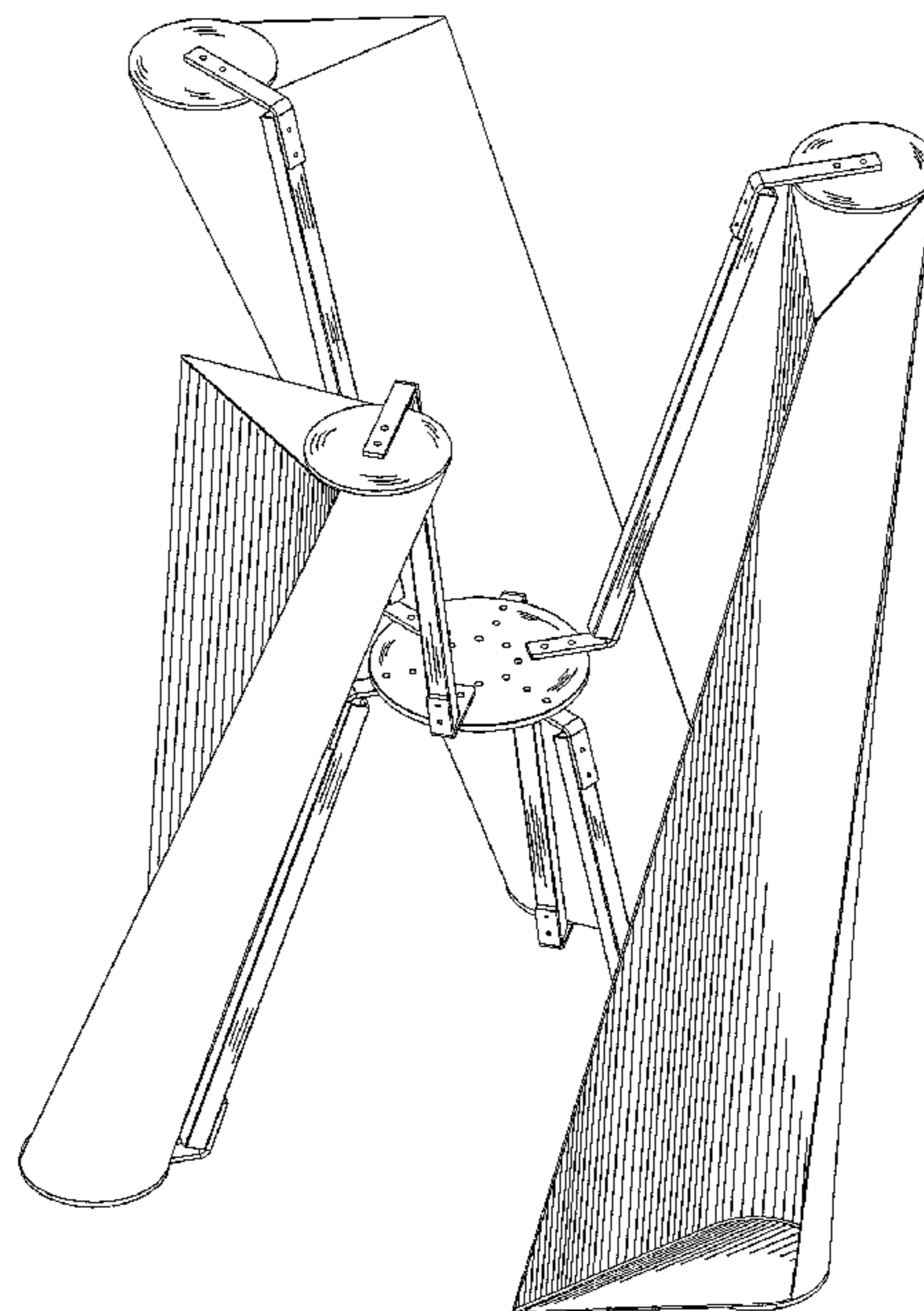
(57) **CLAIM**

The ornamental design for a wind turbine, as shown and described.

DESCRIPTION

FIG. 1 is a perspective view of a wind turbine;
FIG. 2 is a top view thereof;
FIG. 3 is a bottom view thereof;
FIG. 4 is a top right side perspective view thereof; and,
FIG. 5 is a bottom right side perspective view thereof, the left side, front and back views being identical thereto.

1 Claim, 5 Drawing Sheets



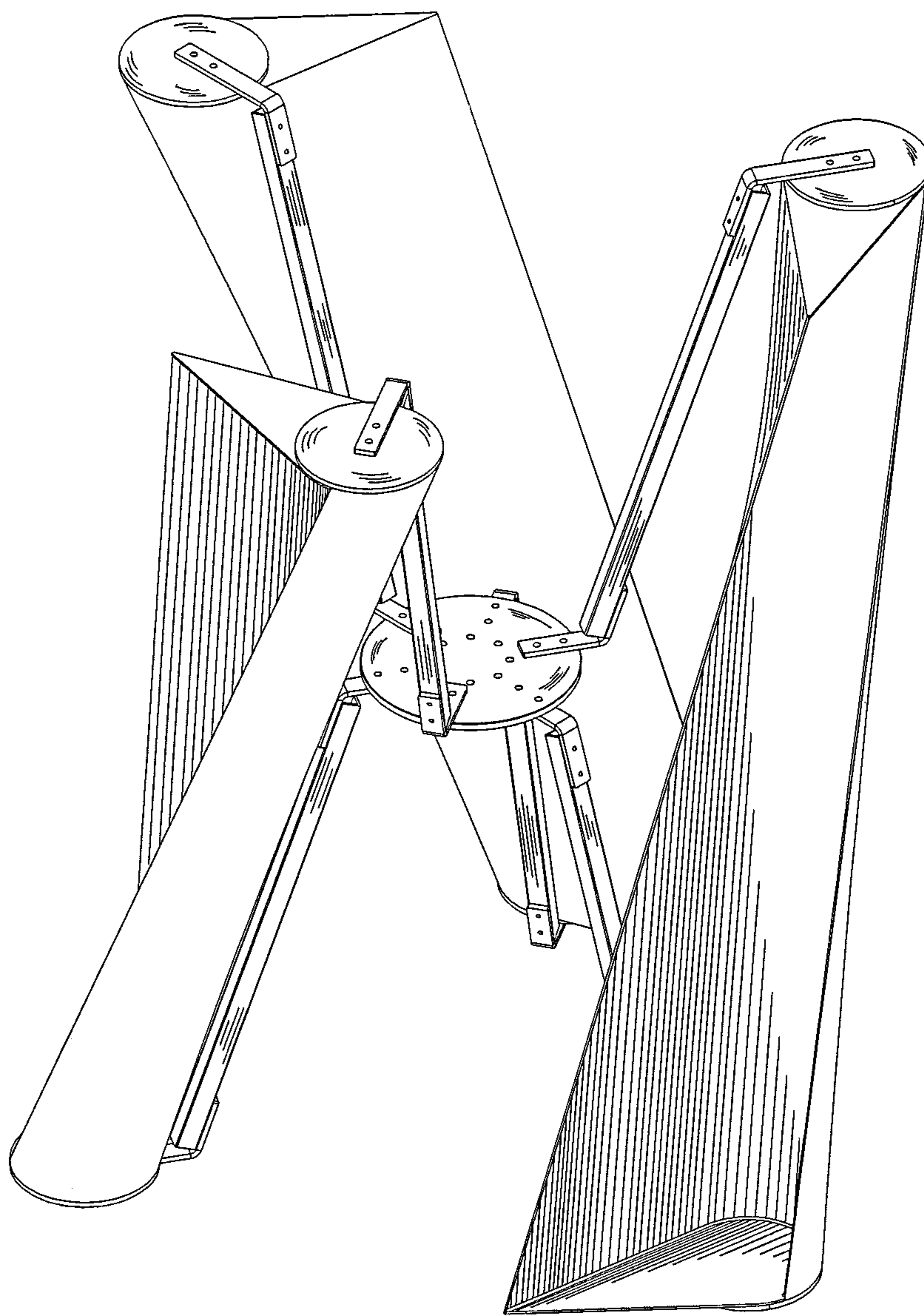


Fig. 1

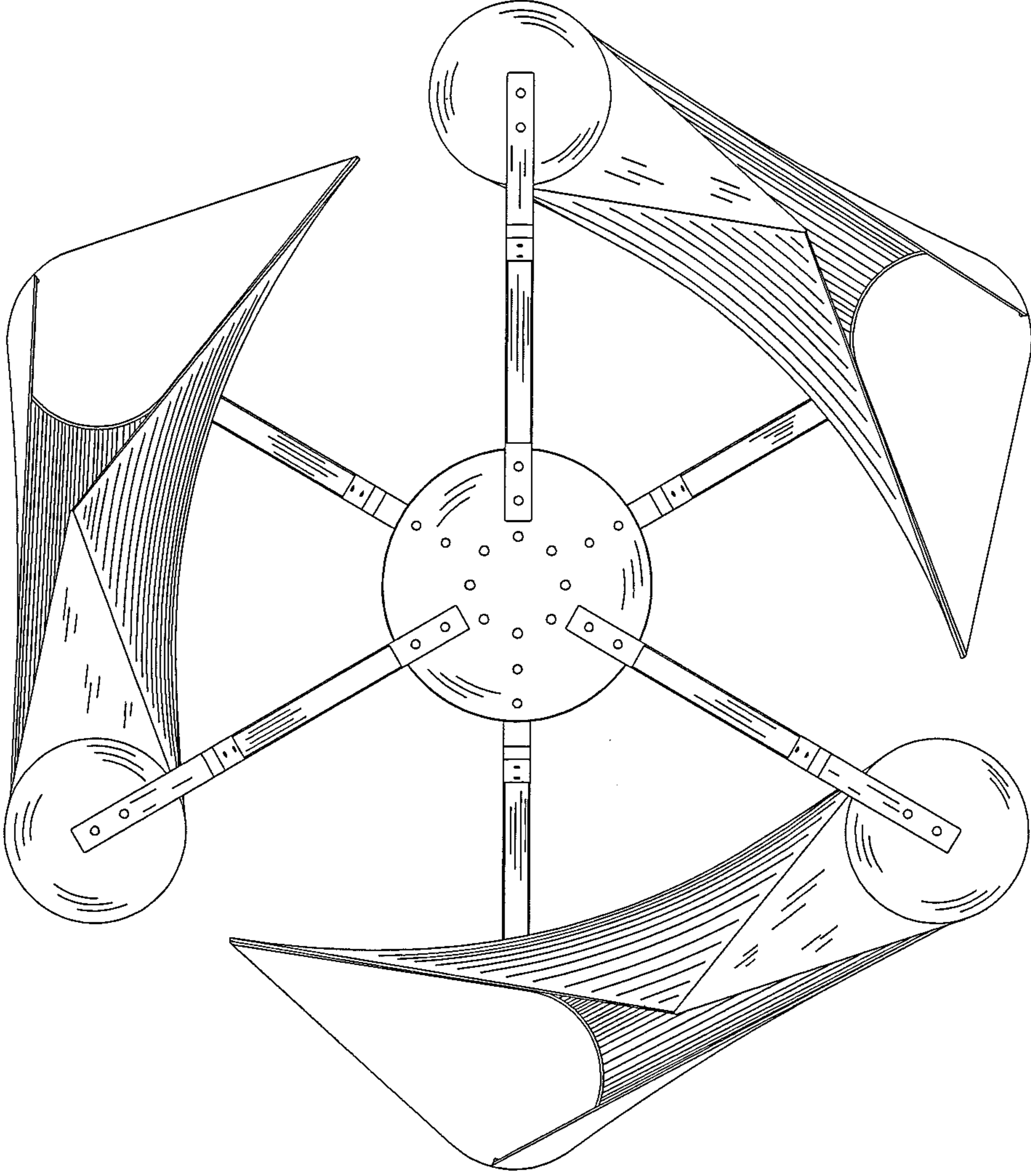


Fig. 2

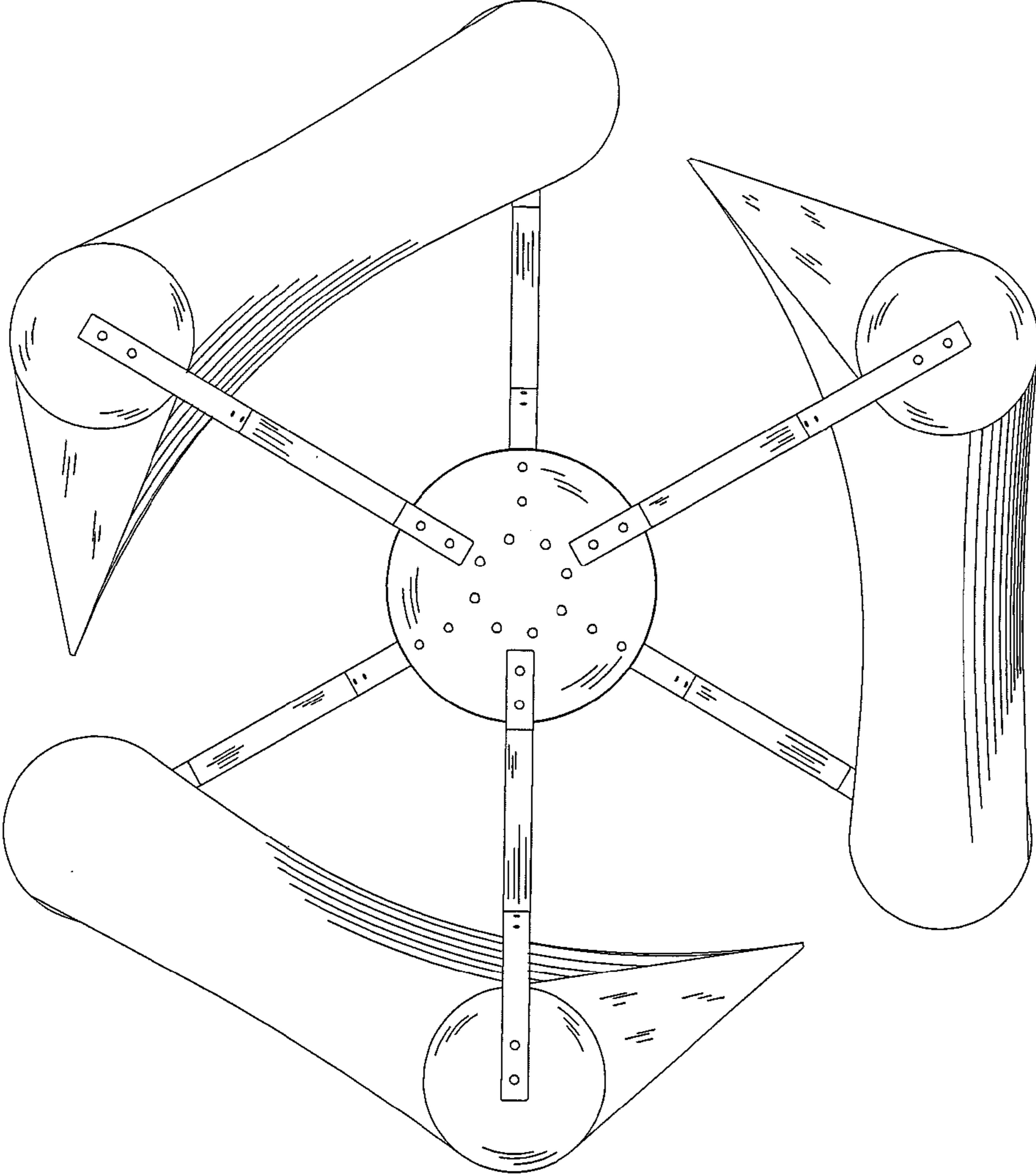


Fig. 3

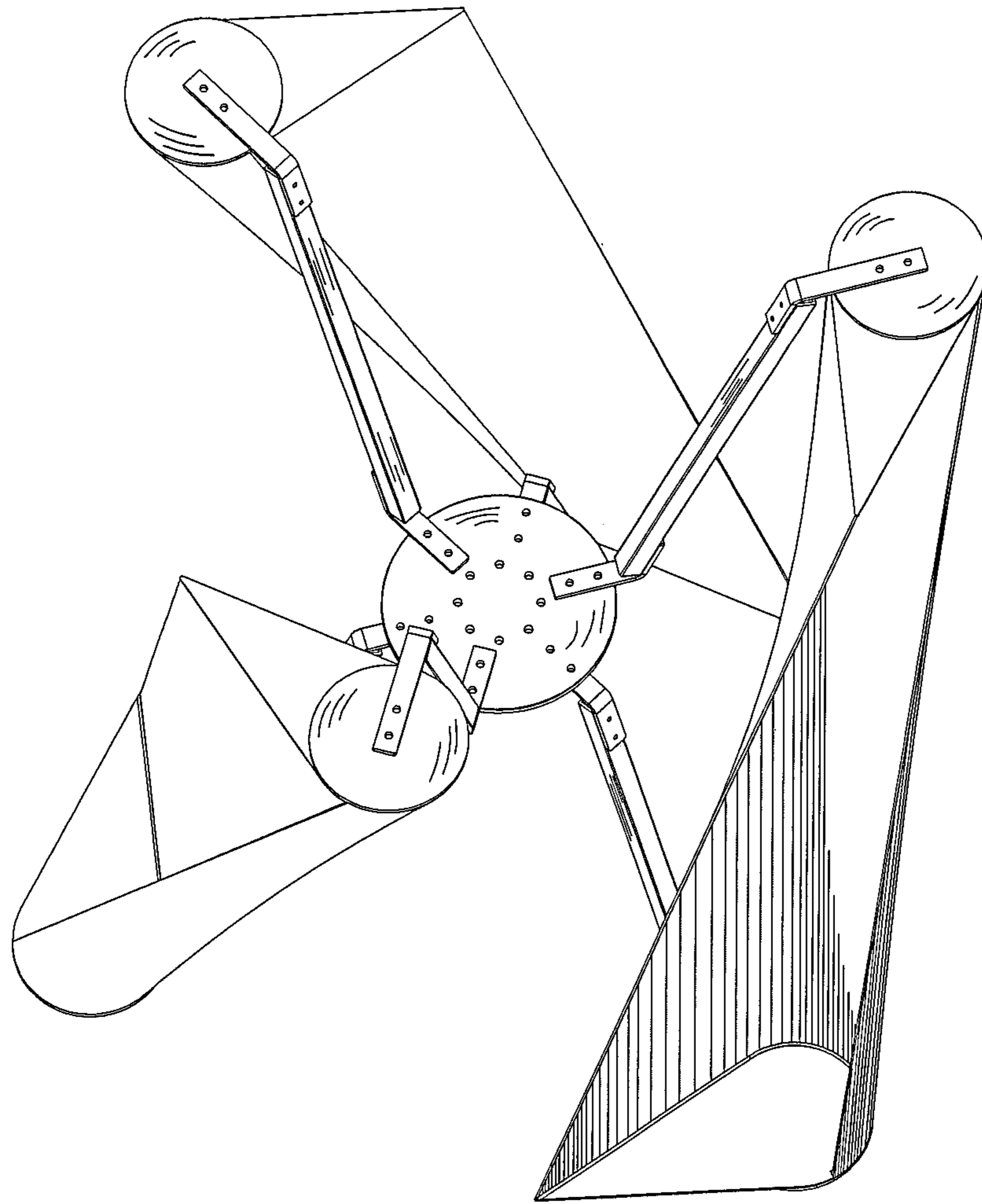


Fig. 4

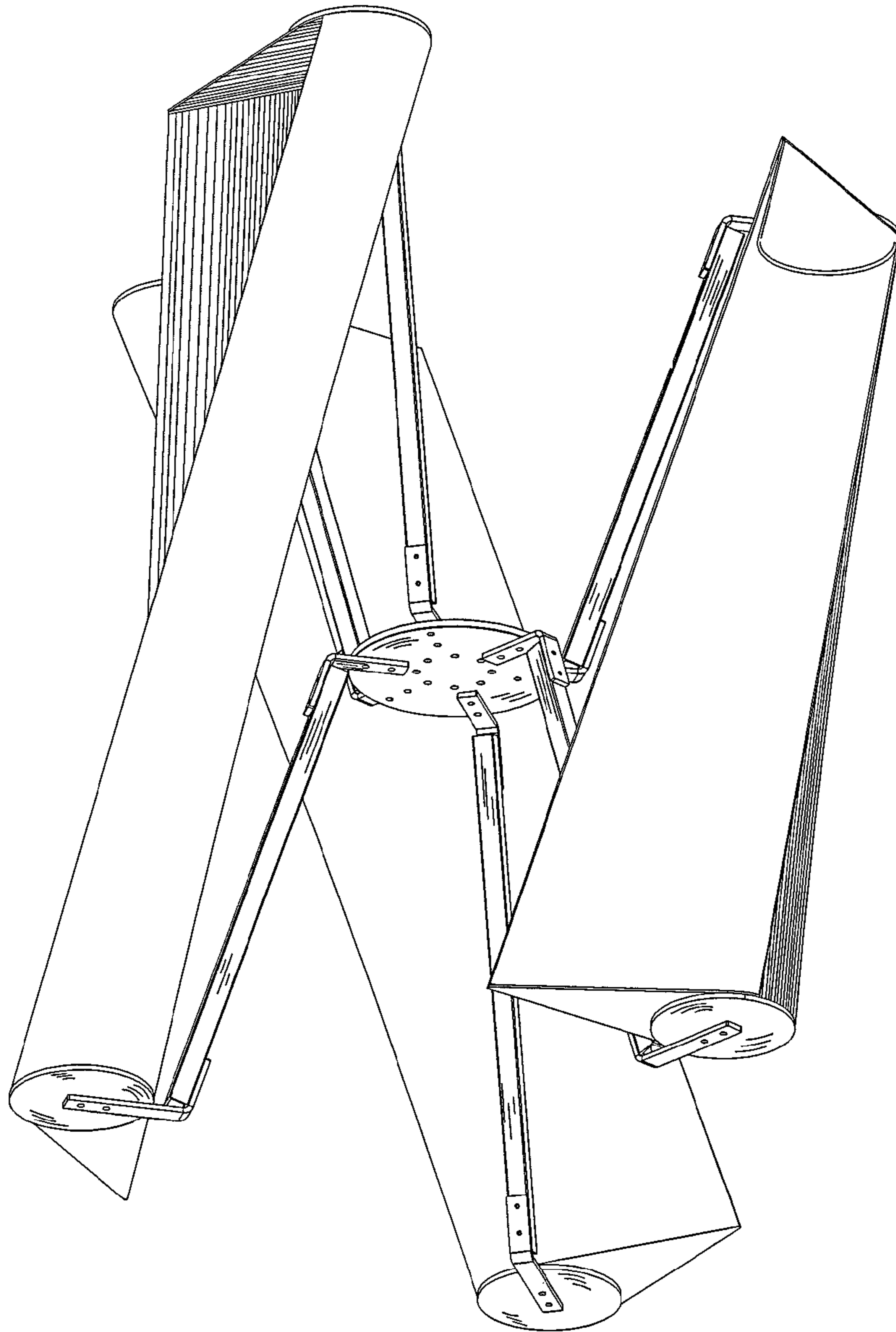


Fig. 5