



US00D738300S

(12) **United States Design Patent**
Frappart

(10) **Patent No.:** **US D738,300 S**

(45) **Date of Patent:** **** Sep. 8, 2015**

(54) **SURFACE DESIGN FOR A PNEUMATIC TIRE**

(56)

References Cited

(71) Applicant: **Arnaud Frappart**, Clermont-Ferrand,
Cedex (FR)

(72) Inventor: **Arnaud Frappart**, Clermont-Ferrand,
Cedex (FR)

(73) Assignees: **COMPAGNIE GENERALE DES
ETABLISSEMENTS MICHELIN
(FR); MICHELIN RECHERCHE ET
TECHNIQUE S.A. (CH)**

(**) Term: **14 Years**

(21) Appl. No.: **29/479,259**

(22) Filed: **Jan. 14, 2014**

(30) **Foreign Application Priority Data**

Jul. 15, 2013 (EM) 002274001-0001

(51) **LOC (10) Cl.** **12-05**

(52) **U.S. Cl.**
USPC **D12/605**

(58) **Field of Classification Search**
USPC D12/604, 605; D7/588, 396.4, 396.5;
152/523, 524, 525, 555
CPC B60C 13/00; B60C 13/001; B60C 13/02;
B60C 1/0025

See application file for complete search history.

U.S. PATENT DOCUMENTS

D373,751 S *	9/1996	Barrese	D12/605
D552,536 S *	10/2007	Shondel	D12/605
D563,310 S *	3/2008	Shondel	D12/605
D585,018 S *	1/2009	Shondel	D12/605
D602,427 S *	10/2009	Takahashi	D12/605
D629,745 S *	12/2010	Shondel	D12/605
D638,783 S *	5/2011	Endou et al.	D12/605
D689,815 S *	9/2013	Kuwano	D12/605
D707,621 S *	6/2014	Tokizaki et al.	D12/605

* cited by examiner

Primary Examiner — Cynthia M Chin

(74) *Attorney, Agent, or Firm* — Dickinson Wright PLLC

(57) **CLAIM**

The ornamental design for a surface design for a pneumatic tire, as shown and described.

DESCRIPTION

FIG. 1 is a perspective view of a pneumatic tire with the ornamental surface design;

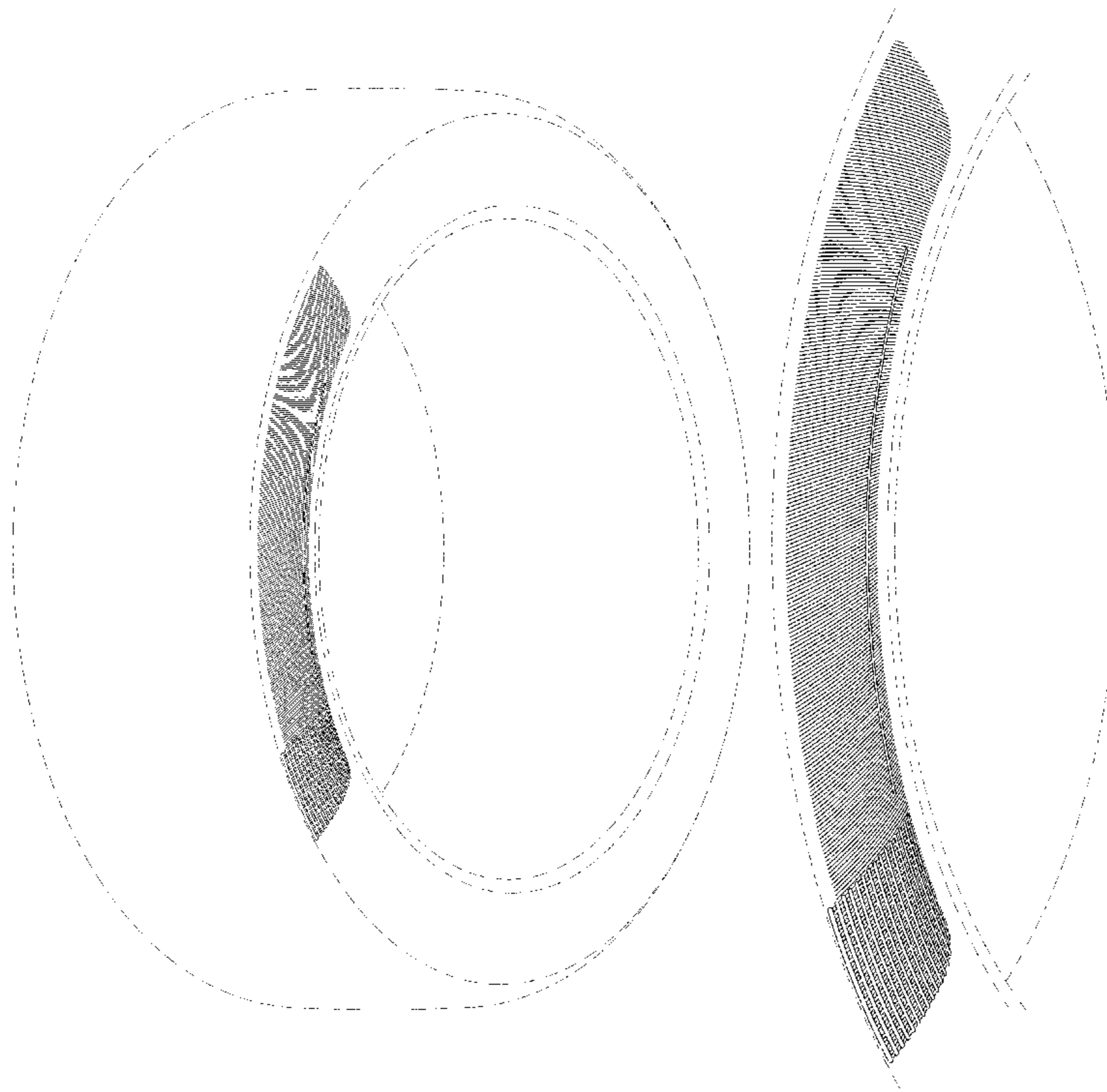
FIG. 2 is a side elevational view of a pneumatic tire with the ornamental surface design, the opposite view being the mirror-image thereof;

FIG. 3 is a front elevational view of a pneumatic tire with the ornamental surface design, the opposite view being the mirror-image thereof; and,

FIG. 4 is a detailed view of the ornamental surface design as shown in FIG. 1.

In the drawings, the broken lines depict environmental subject matter that forms no part of the claimed design.

1 Claim, 4 Drawing Sheets



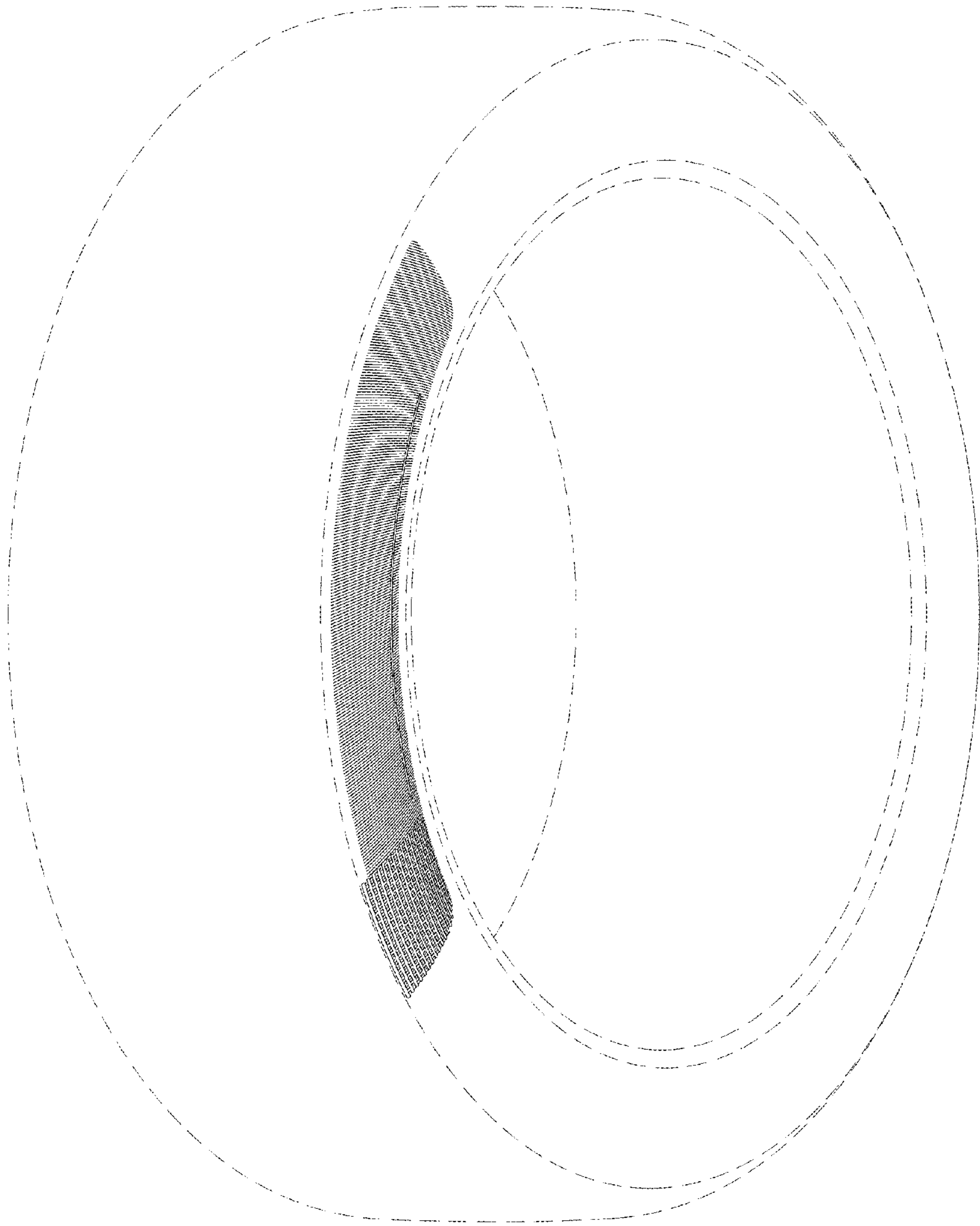


FIG. 1

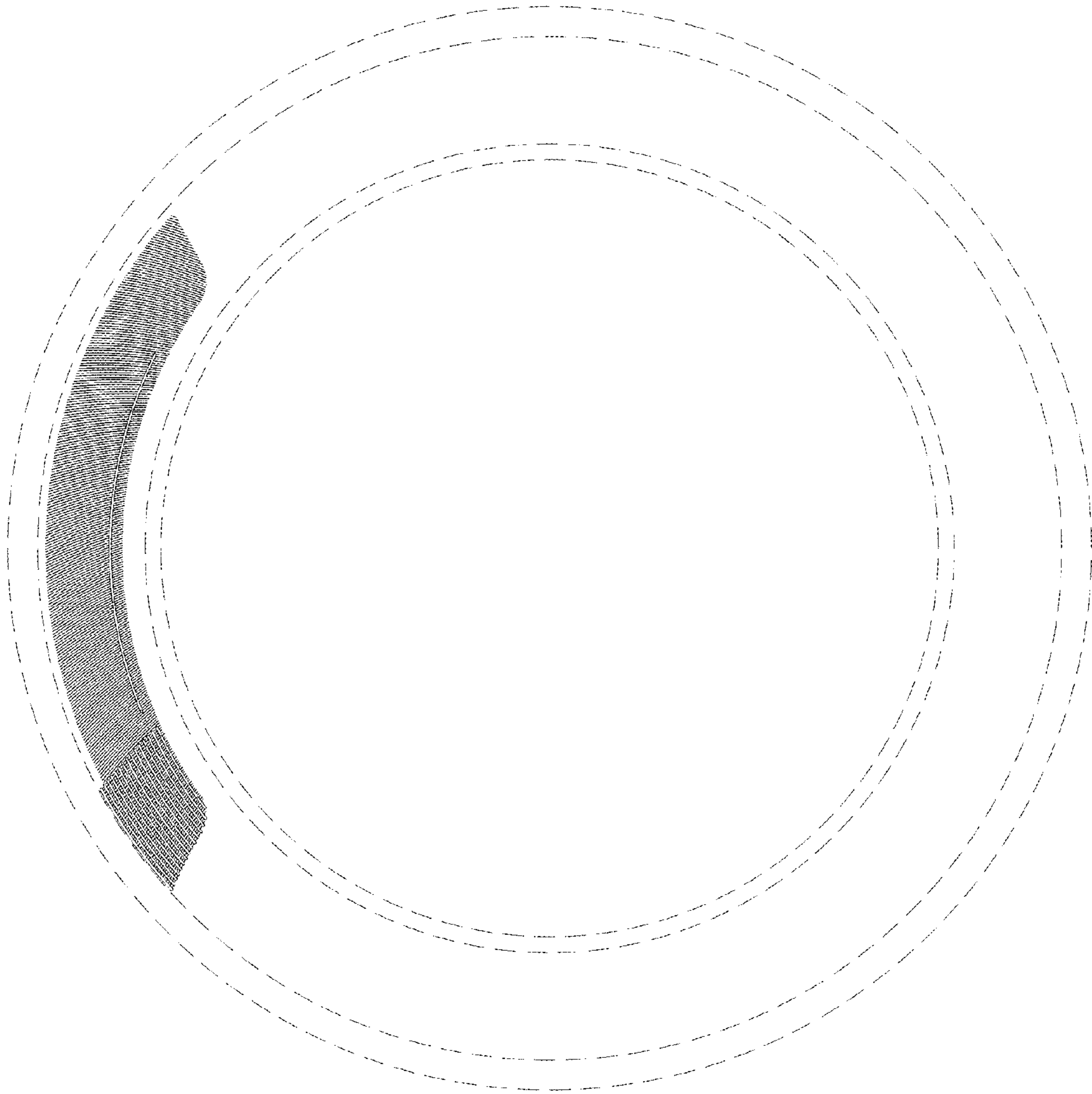


FIG. 2




FIG. 3




FIG. 4