



US00D738299S

(12) **United States Design Patent**
Jacobs et al.

(10) **Patent No.:** **US D738,299 S**
(45) **Date of Patent:** **** Sep. 8, 2015**

(54) **TIRE TREAD**

(71) Applicants: **Jeremy J. Jacobs**, Findlay, OH (US);
Christopher D. Grote, Findlay, OH
(US)

(72) Inventors: **Jeremy J. Jacobs**, Findlay, OH (US);
Christopher D. Grote, Findlay, OH
(US)

(73) Assignee: **COOPER TIRE & RUBBER**
COMPANY, Findlay, OH (US)

(**) Term: **14 Years**

(21) Appl. No.: **29/472,427**

(22) Filed: **Nov. 12, 2013**

(51) **LOC (10) Cl.** **12-15**

(52) **U.S. Cl.**
USPC **D12/601; D12/588**

(58) **Field of Classification Search**
USPC D12/568-603; 152/209.1-209.28
CPC B60C 11/11; B60C 2011/1213; B60C 11/00;
B60C 11/04; B60C 11/1281; B60C
2011/0374; B60C 1/0016; B60C 11/12;
B60C 11/0306; B60C 11/0309; B60C 11/13;
B60C 11/042; B60C 11/24

See application file for complete search history.

(56) **References Cited**

U.S. PATENT DOCUMENTS

D624,488	S	*	9/2010	Nakamura	D12/588
D647,037	S	*	10/2011	Lo	D12/588
D647,467	S	*	10/2011	Bonhomme et al.	D12/588
8,403,012	B2	*	3/2013	Harvey et al.	152/154.2
8,584,721	B2	*	11/2013	Fujii et al.	152/154.2
D715,217	S	*	10/2014	Dixon et al.	D12/600
8,996,239	B2	*	3/2015	Orlewski	701/32.7

OTHER PUBLICATIONS

U.S. Appl. No. 29/742,430, Jeremy J. Jacobs, et al.
U.S. Appl. No. 61/903,152, Jeremy J. Jacobs, et al.

* cited by examiner

Primary Examiner — George D Kirschbaum
Assistant Examiner — Jennifer Watkins

(74) *Attorney, Agent, or Firm* — Fay Sharpe LLP

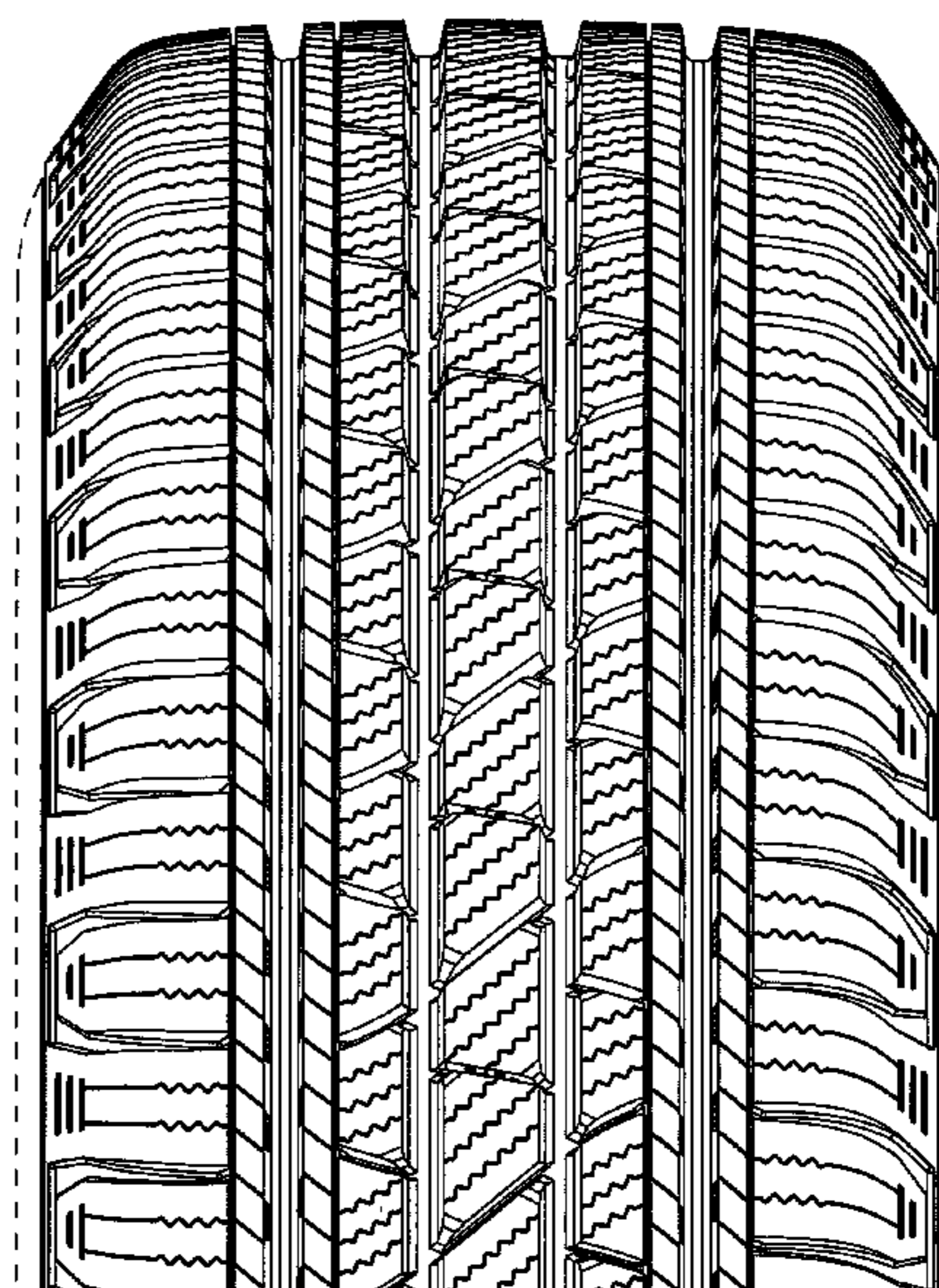
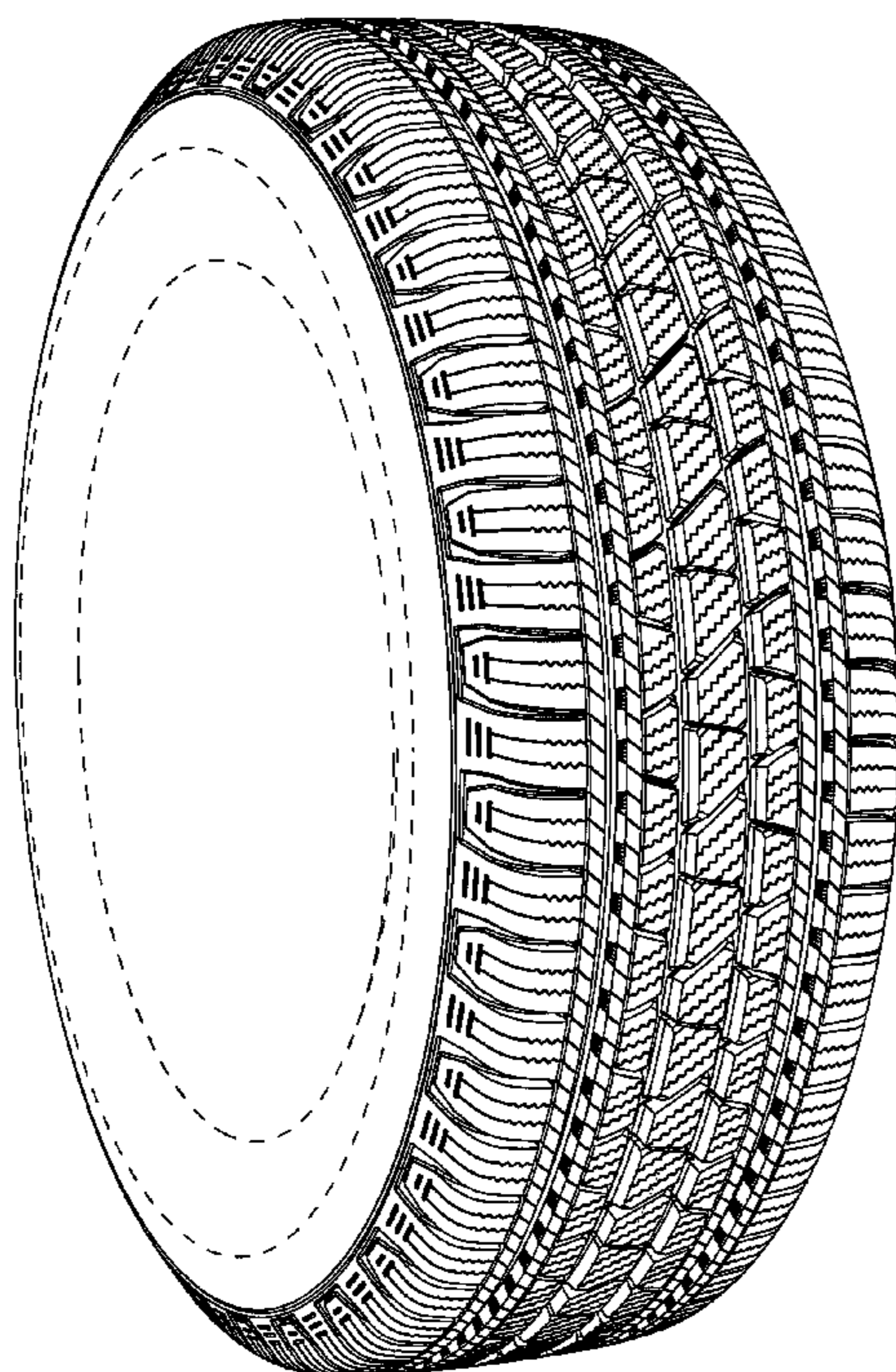
(57) **CLAIM**

The ornamental design for a tire tread, as shown and described.

DESCRIPTION

FIG. 1 is a perspective view of a full tire including the tire tread of the present application;
FIG. 2 is an enlarged partial side view thereof;
FIG. 3 is a front view thereof; and,
FIG. 4 is an enlarged partial front view thereof.
The broken line showings of the sidewall, inner bead, and the peripheral boundary between the tire tread and the sidewall is included for the purpose of illustrating environment and forms no part of the claim.

1 Claim, 4 Drawing Sheets



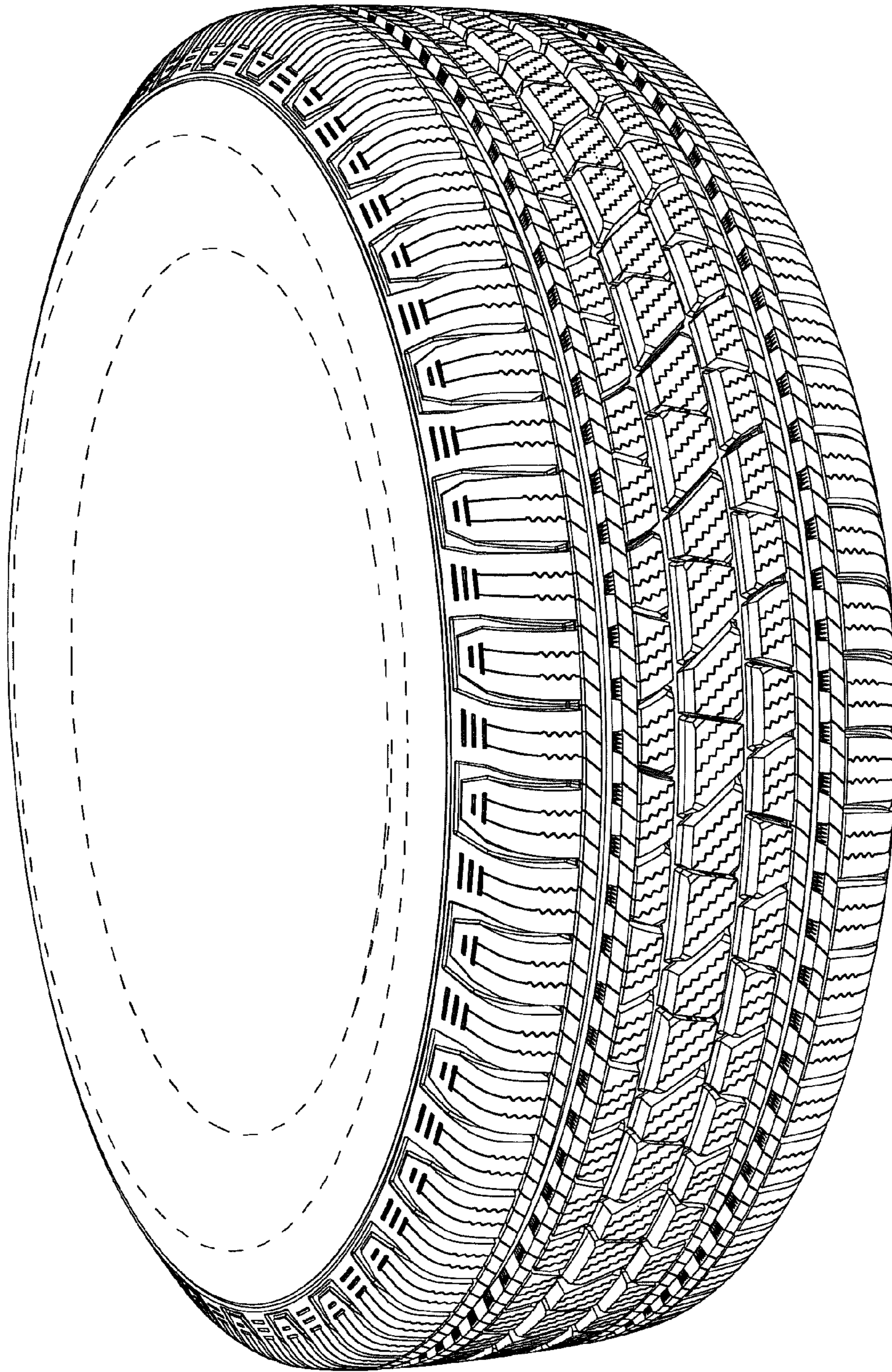


FIG. 1

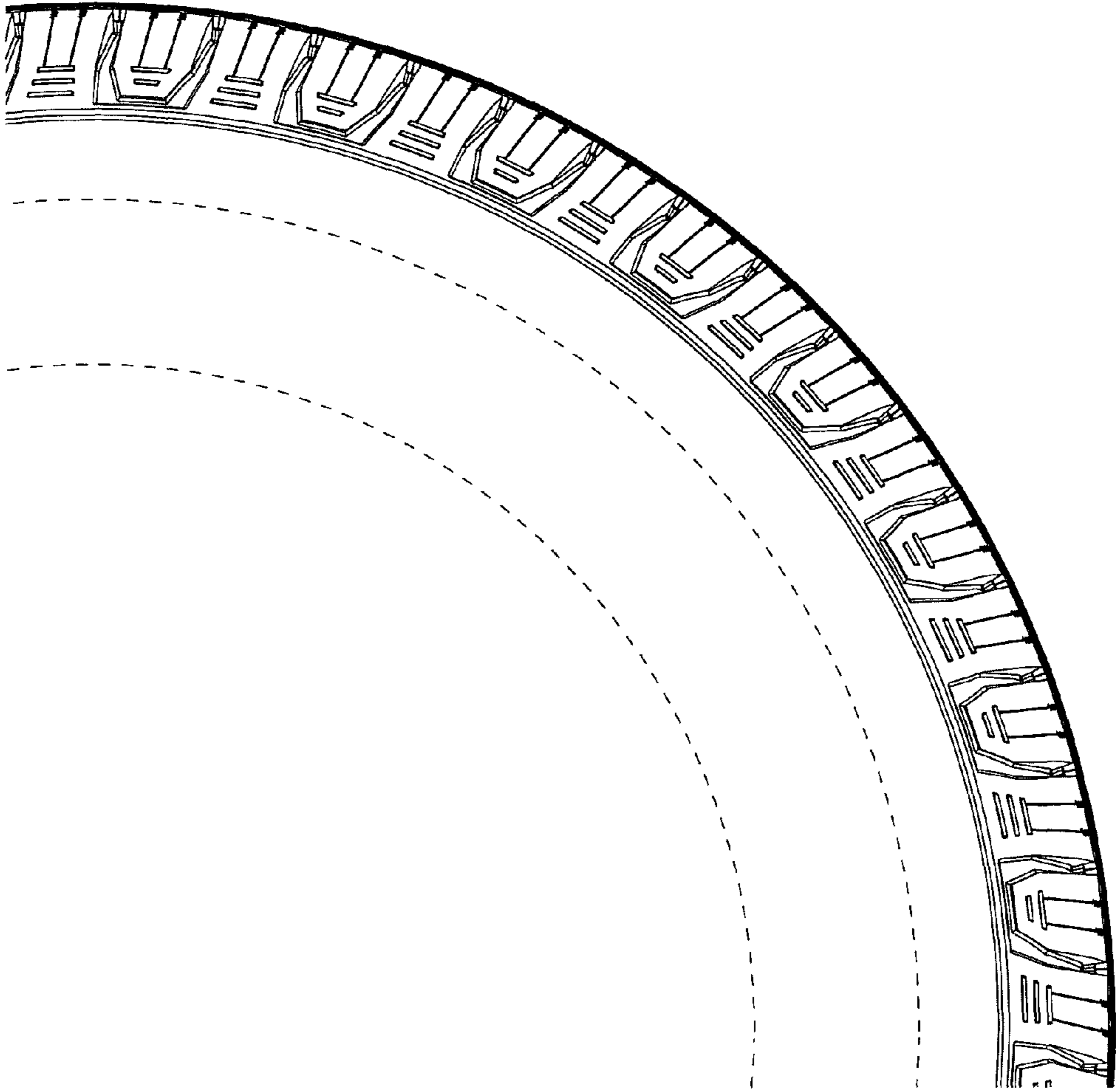


FIG. 2

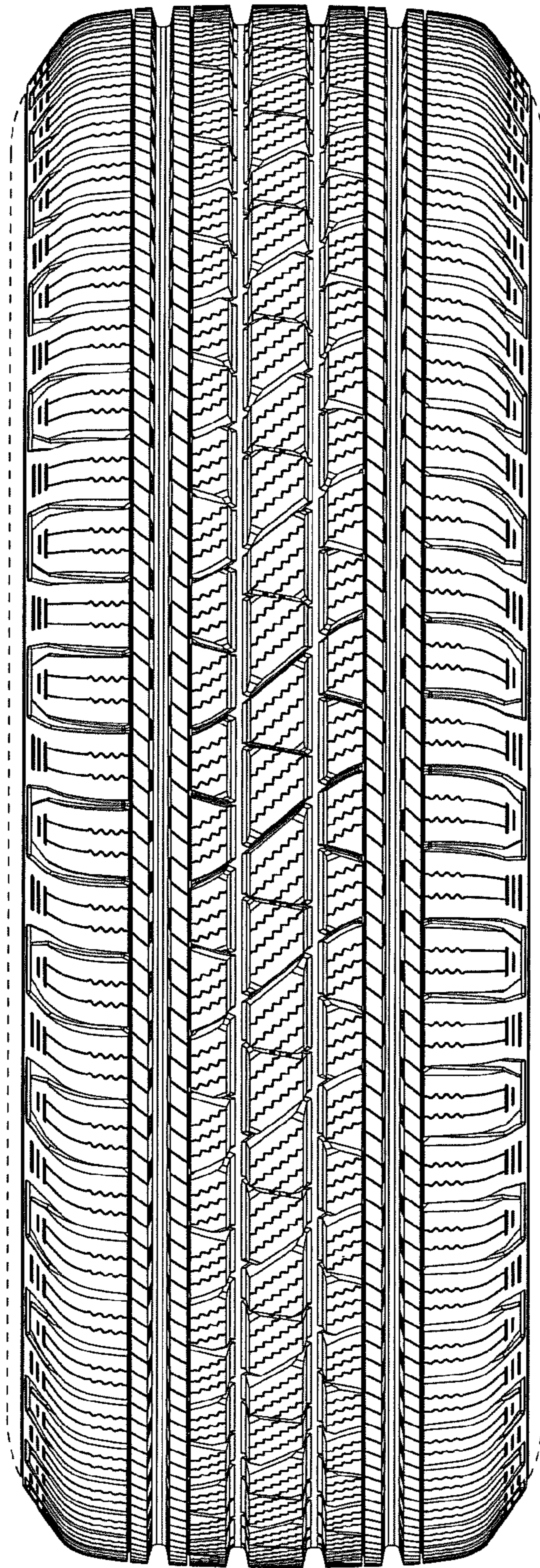


FIG. 3

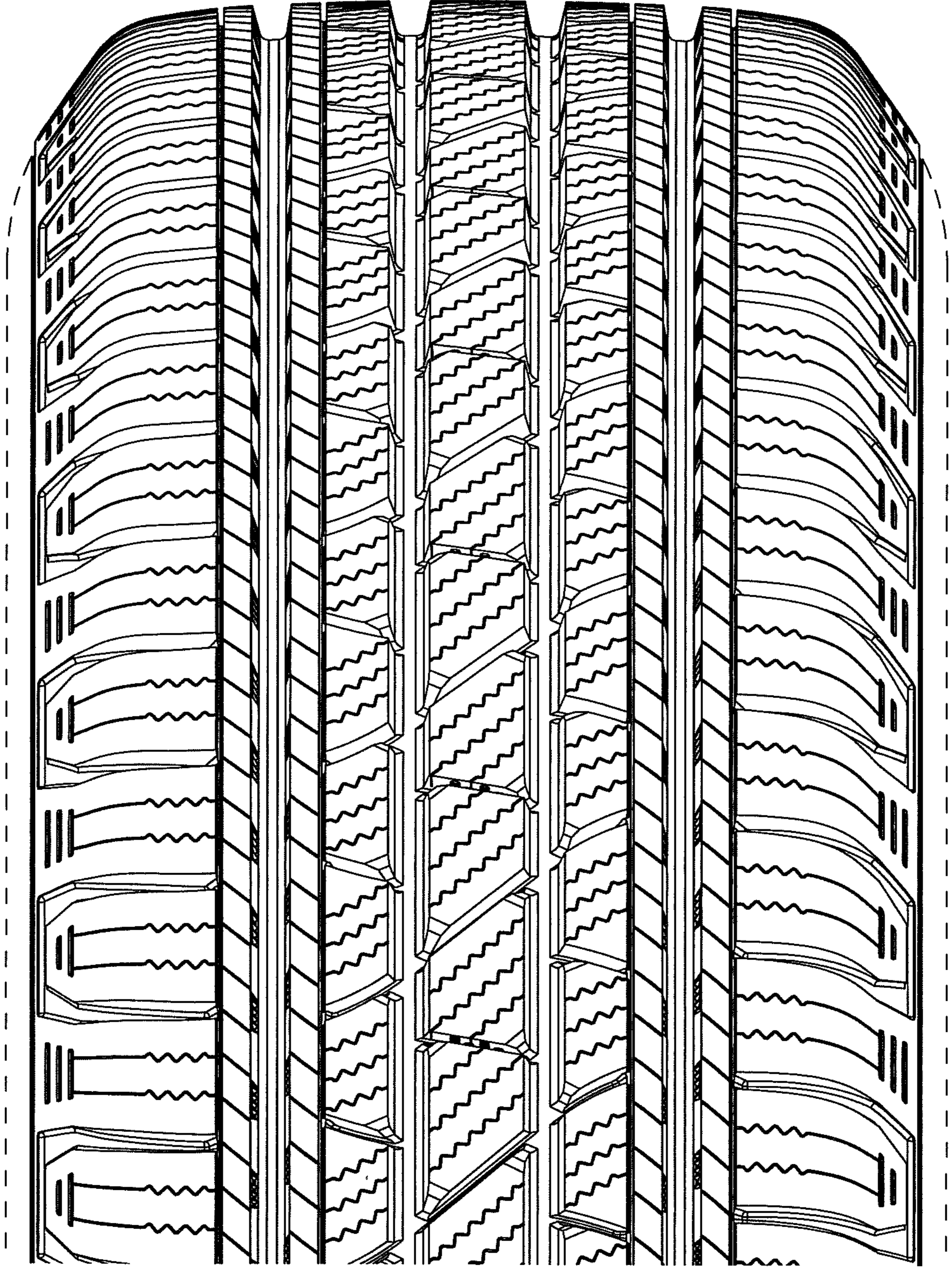


FIG. 4