



US00D738293S

(12) **United States Design Patent**
Cothran et al.

(10) **Patent No.:** **US D738,293 S**

(45) **Date of Patent:** **** Sep. 8, 2015**

(54) **TIRE TREAD**

(71) Applicants: **Compagnie Generale Des Etablissements Michelin**, Clermont-Ferrand (FR); **Michelin Recherche et Technique S.A.**, Granges-Paccot (CH)

(72) Inventors: **Scott Cothran**, Mauldin, SC (US); **Ronald Cress**, Greer, SC (US); **Joseph A. Stain**, Shelby, NC (US); **Maxime Rolland**, Greer, SC (US)

(73) Assignees: **MICHELIN RECHERCHE et TECHNIQUE S.A.**, Granges-Paccot (CH); **COMPAGNIE GENERALE DES ETABLISSEMENTS MICHELIN**, Clermont-Ferrand (FR)

(**) Term: **14 Years**

(21) Appl. No.: **29/473,595**

(22) Filed: **Nov. 25, 2013**

(51) **LOC (10) Cl.** **12-15**

(52) **U.S. Cl.**
USPC **D12/580**

(58) **Field of Classification Search**
USPC D12/568-603; 152/209.1-209.28, 455, 152/523
CPC B60C 1/00
See application file for complete search history.

(56) **References Cited**

U.S. PATENT DOCUMENTS

D350,513 S	9/1994	Mehta et al.	
D390,515 S	2/1998	Godsey et al.	
D444,424 S	7/2001	Habay	
D473,843 S *	4/2003	Le et al.	D12/600
D535,939 S	1/2007	Gordon et al.	
D549,643 S *	8/2007	Radulescu et al.	D12/600
D555,080 S	11/2007	Radulescu	
D601,083 S	9/2009	Williamson et al.	

D615,027 S	5/2010	Williamson et al.	
D619,083 S	7/2010	Reim et al.	
D619,086 S	7/2010	Reim et al.	
D628,146 S	11/2010	Bachtel et al.	
D639,235 S *	6/2011	Reim et al.	D12/600
D645,394 S	9/2011	De Staercke et al.	
D646,215 S	10/2011	De Staercke et al.	
D647,470 S	10/2011	Bachtel et al.	
D662,458 S	6/2012	De Benedittis et al.	

(Continued)

FOREIGN PATENT DOCUMENTS

WO WO 2009/082394 A1 7/2009

OTHER PUBLICATIONS

Michelin X Line Energy D, www.michelintruck.com, 2 pages, at least as early as Jun. 5, 2013.

(Continued)

Primary Examiner — George D Kirschbaum

(74) *Attorney, Agent, or Firm* — Dority & Manning, P.A.

(57) **CLAIM**

The ornamental design for a tire tread, as shown and described.

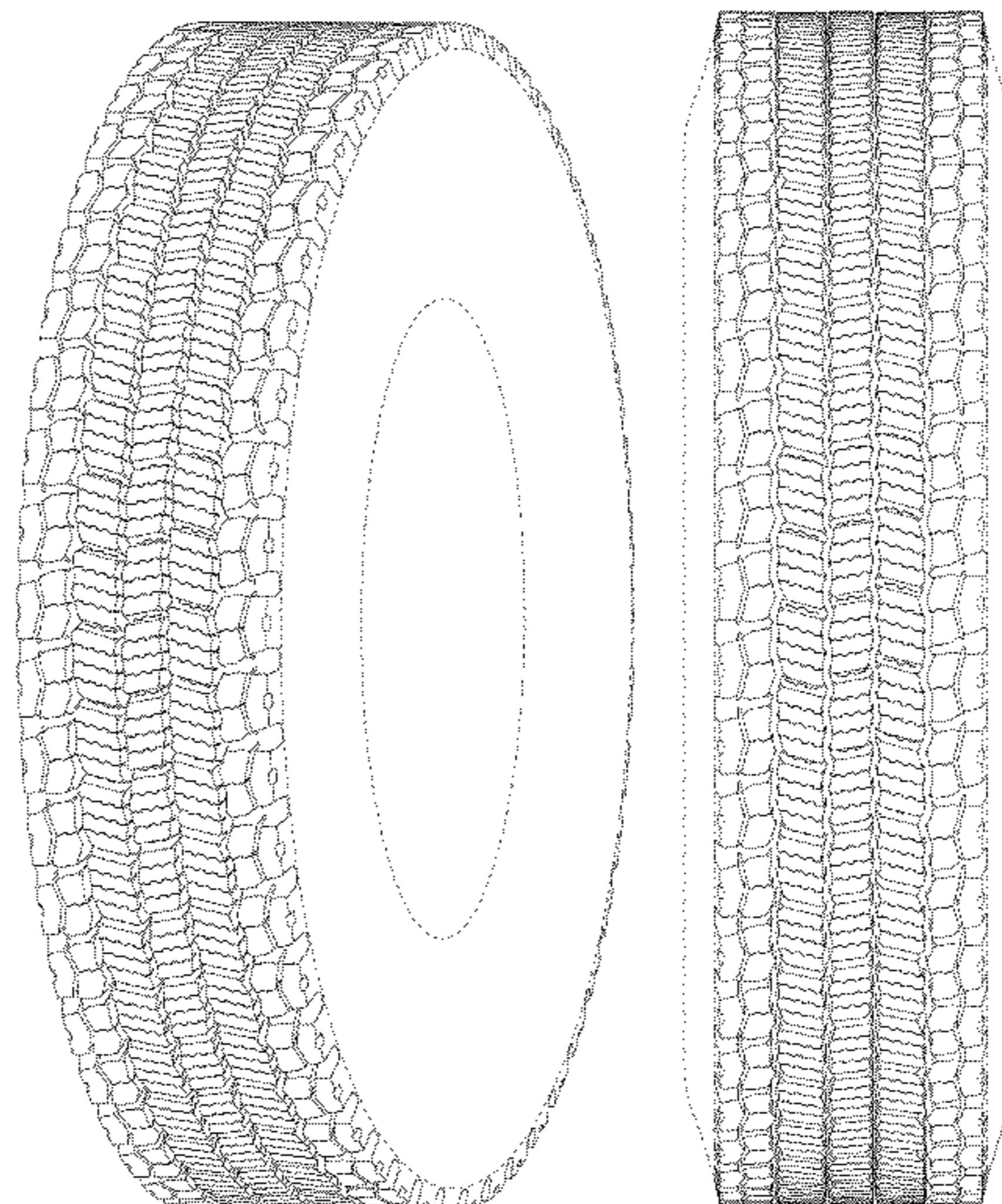
DESCRIPTION

FIG. 1 is a perspective view of a tire tread showing our new design, it being understood that the tread pattern repeats circumferentially throughout the outer circumference and shoulder of the tire, the opposite side perspective being identical thereto;

FIG. 2 is a front elevation view thereof; and, FIG. 3 is a side elevation view of the right side thereof, the left side elevation being identical thereto.

In the drawings, the recessed groove portions of the tire tread having a depth is best illustrated along the top and bottom edges of FIG. 2. In the drawings, the broken line disclosure of the tire sidewall depicts environmental structure and forms no part of the claimed design.

1 Claim, 3 Drawing Sheets



(56)

References Cited

U.S. PATENT DOCUMENTS

D669,420 S 10/2012 Barrett et al.
D674,743 S * 1/2013 Uphouse et al. D12/600
D675,977 S 2/2013 Bachtel et al.
D676,373 S 2/2013 Bachtel et al.
D676,800 S * 2/2013 Buchinger-Barnstorf ... D12/580

OTHER PUBLICATIONS

Michelin X Multi Energy D, www.michelintruck.com, 2 pages, at least as early as Jun. 5, 2013.

Michelin XDA3, www.michelintruck.com, 2 pages, at least as early as Jun. 5, 2013.

Michelin X One XDN2, www.michelintruck.com, 2 pages, at least as early as Jun. 5, 2013.

Michelin XDA Energy, www.michelintruck.com, 1 page, at least as early as Jun. 5, 2013.

Michelin XDN2, www.michelintruck.com, 2 pages, at least as early as Jun. 5, 2013.

Michelin XDN2 Grip, www.michelintruck.com, 1 page, at least as early as Jun. 5, 2013.

* cited by examiner

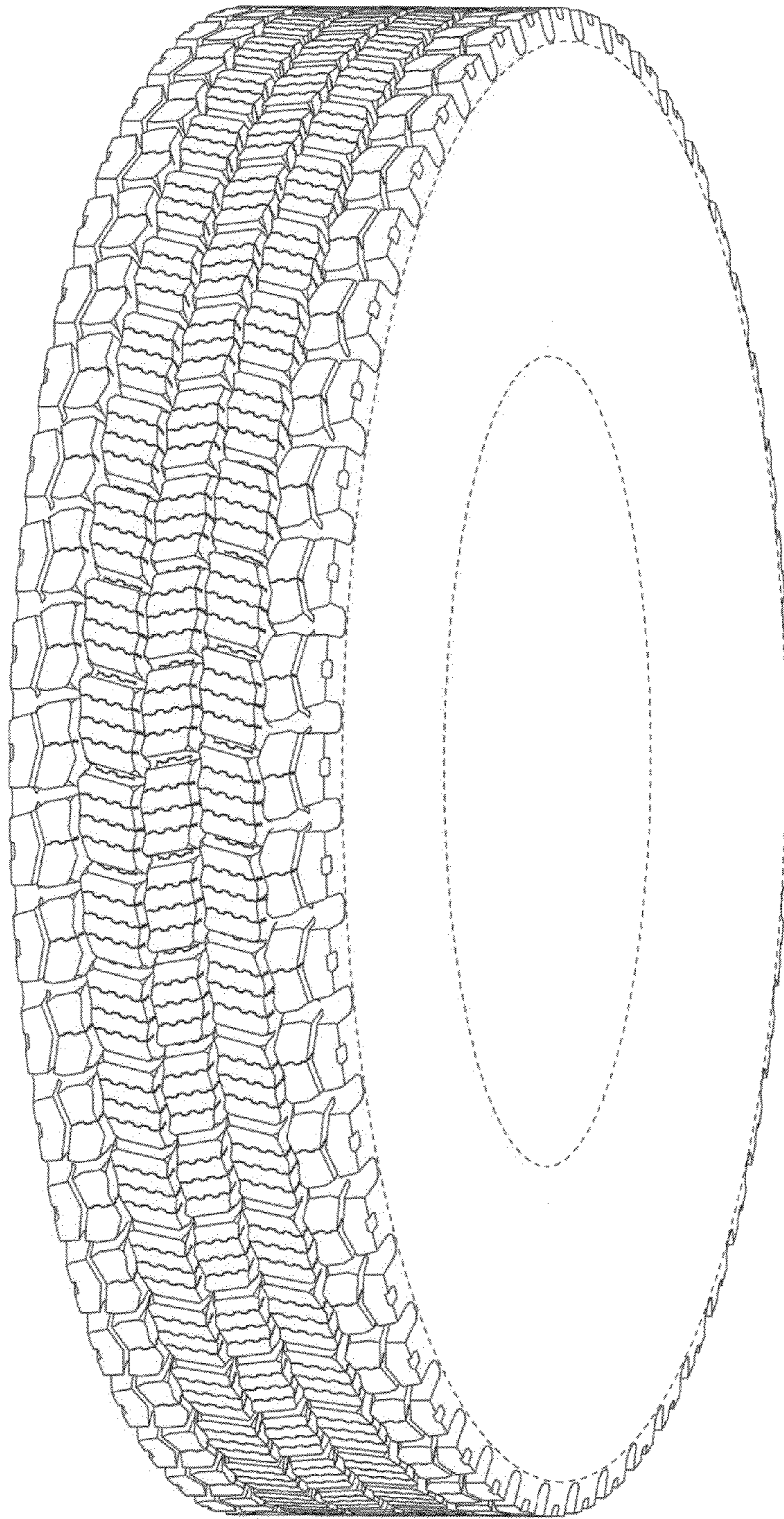


Fig. 1

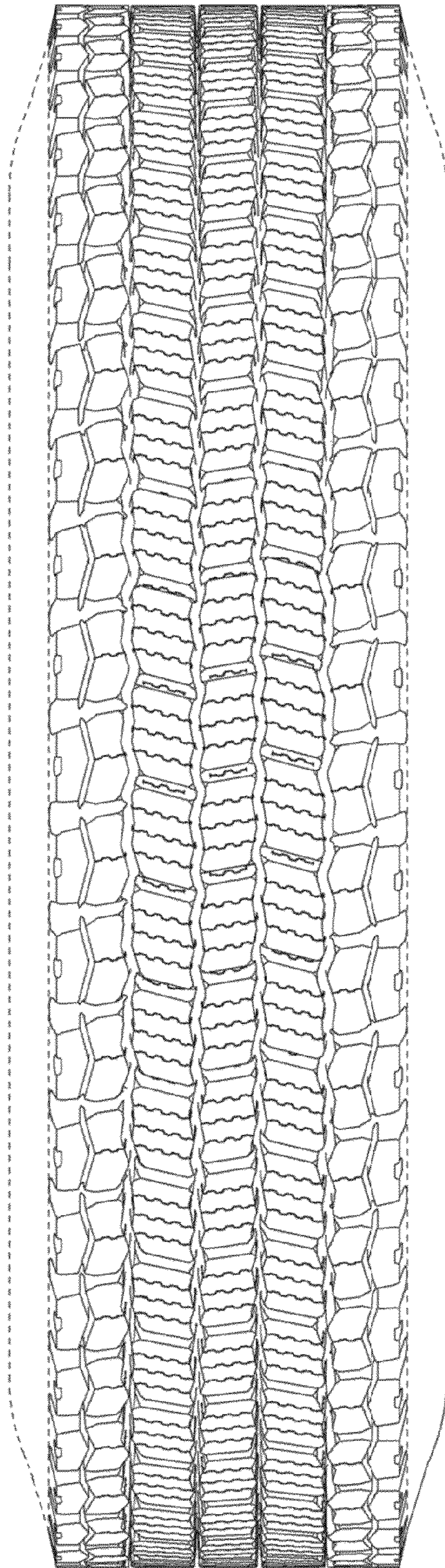


Fig. 2

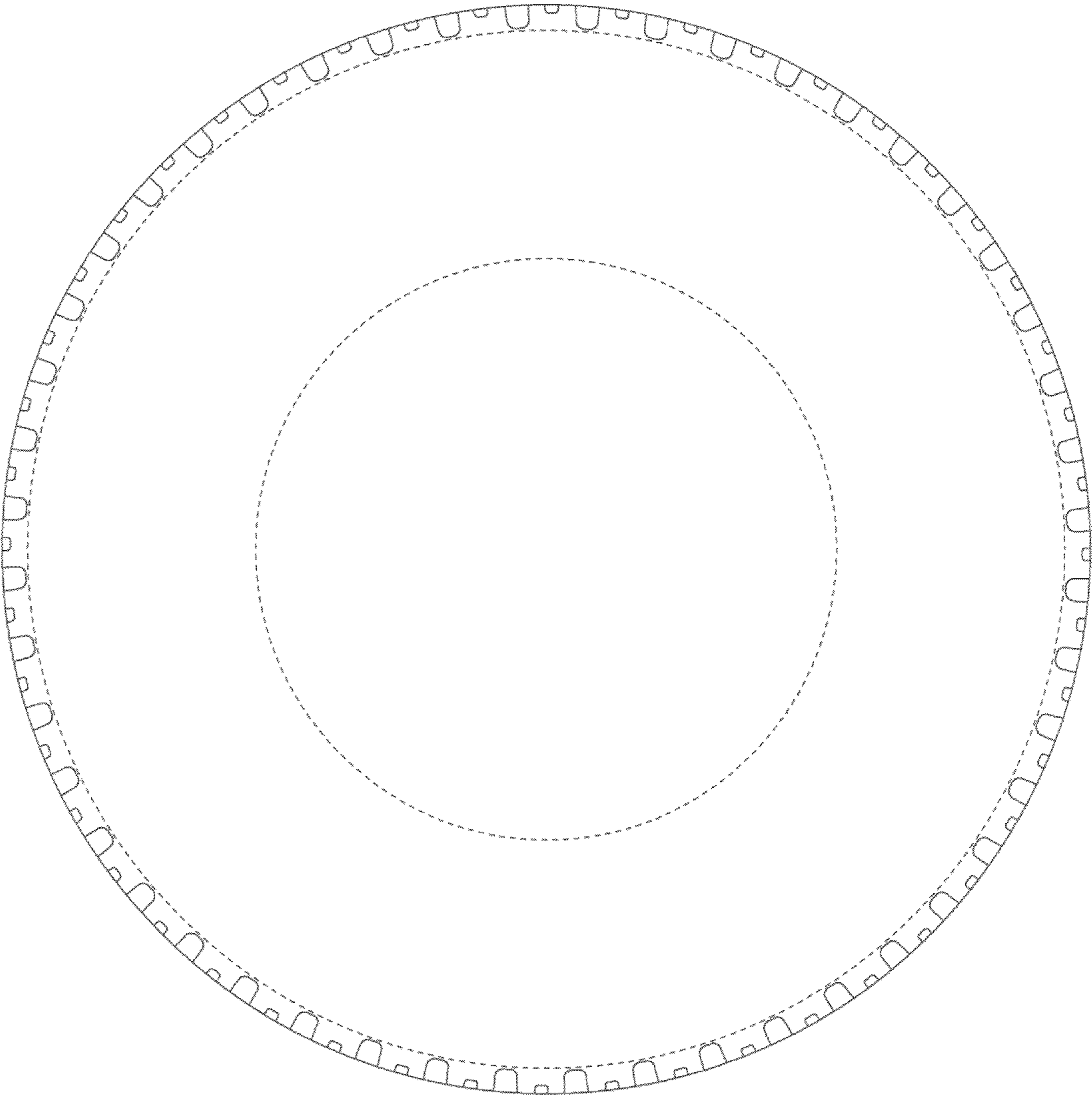


Fig. 3