



US00D738292S

(12) **United States Design Patent**
Hutz et al.

(10) **Patent No.:** **US D738,292 S**

(45) **Date of Patent:** **** Sep. 8, 2015**

(54) **TIRE TREAD**

- (71) Applicants: **Compagnie Generale des Etablissements Michelin**, Clermont-Ferrand (FR); **Michelin Recherche et Technique S.A.**, Granges-Paccot (CH)
- (72) Inventors: **John Anthony Hutz**, Greer, SC (US); **Anthony Jerome McPherson**, Piedmont, SC (US)
- (73) Assignees: **MICHELIN RECHERCHE et TECHNIQUE S.A.**, Granges-Paccot (CH); **COMPAGNIE GENERALE DES ETABLISSEMENTS MICHELIN**, Clermont-Ferrand (FR)

(**) Term: **14 Years**

(21) Appl. No.: **29/455,364**

(22) Filed: **May 20, 2013**

(51) **LOC (10) Cl.** **12-15**

(52) **U.S. Cl.**
USPC **D12/570**

(58) **Field of Classification Search**
USPC D12/605, 604; 152/209.1–209.2, 455, 152/523

CPC B60C 1/00
See application file for complete search history.

(56) **References Cited**

U.S. PATENT DOCUMENTS

- D531,573 S * 11/2006 Bedont et al. D12/591
- D637,145 S * 5/2011 Lippert et al. D12/589

OTHER PUBLICATIONS

Uniroyal Tiger Paw GTZ All Season tire, www.uniroyaltires.com, at least as early as May 8, 2013, 1 page.

* cited by examiner

Primary Examiner — George D Kirschbaum

(74) *Attorney, Agent, or Firm* — Dority & Manning, P.A.

(57) **CLAIM**

The ornamental design for a tire tread, as shown and described.

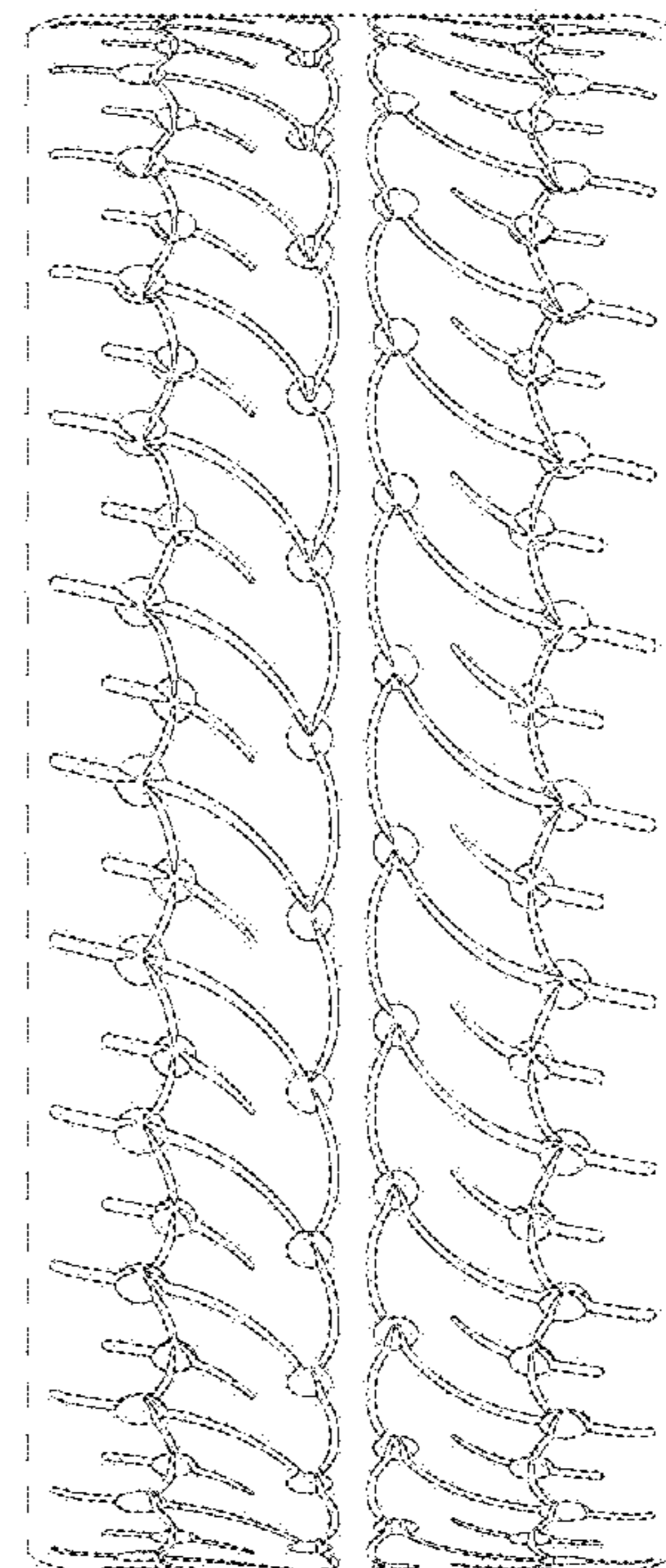
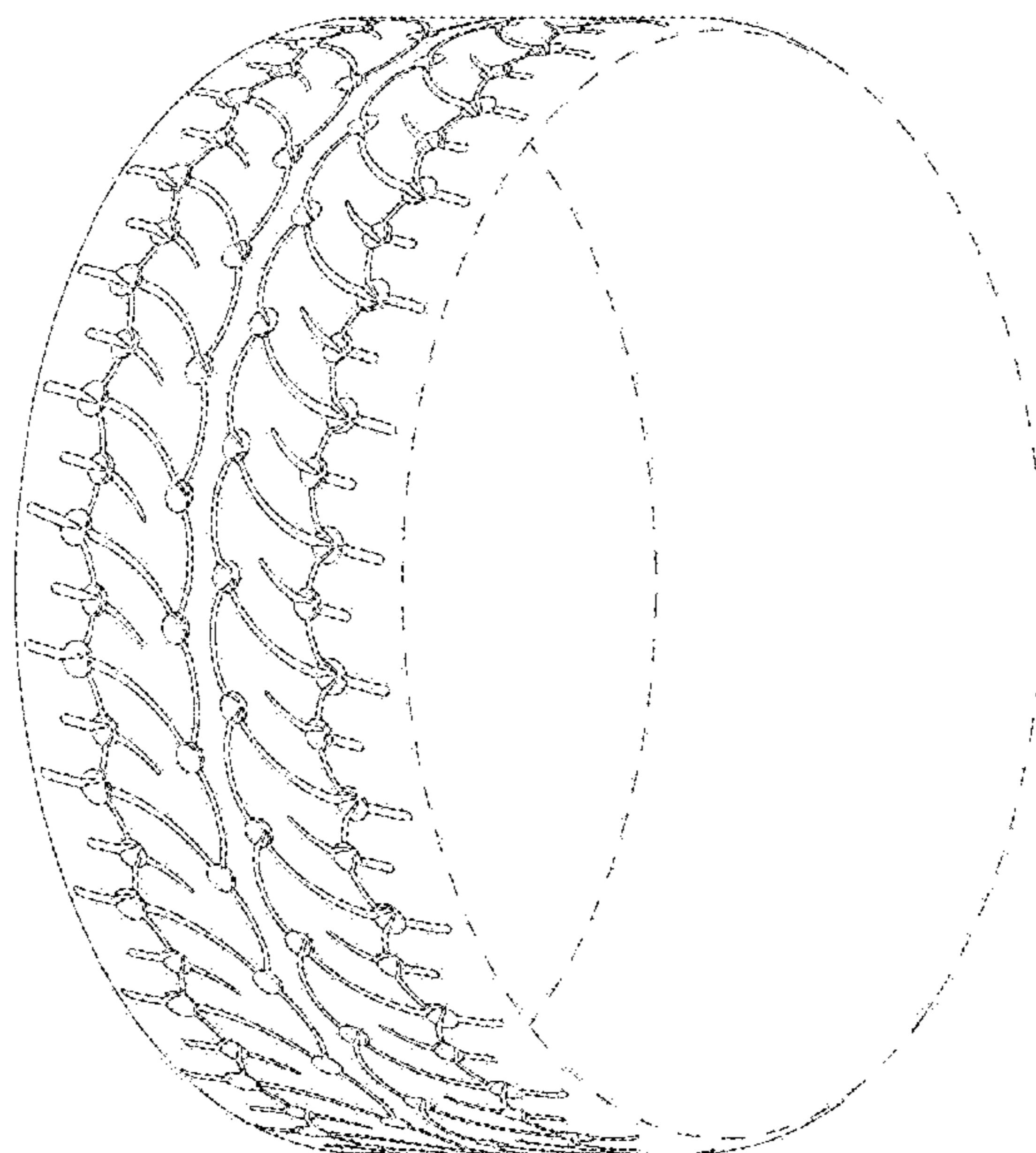
DESCRIPTION

FIG. 1 is a perspective view of a tire tread showing our new design, it being understood that the tread pattern repeats circumferentially throughout the outer circumference and shoulder of the tire, the opposite side perspective being identical thereto;

FIG. 2 is a front elevation view thereof; and, FIG. 3 is a side elevation view of the right side thereof, the left side elevation being identical thereto.

In the drawings, the recessed groove portions of the tire tread having a depth is best illustrated along the top and bottom edges of FIG. 2. In the drawings, the broken line disclosure of the tire sidewall depicts environmental structure and forms no part of the claimed design.

1 Claim, 3 Drawing Sheets



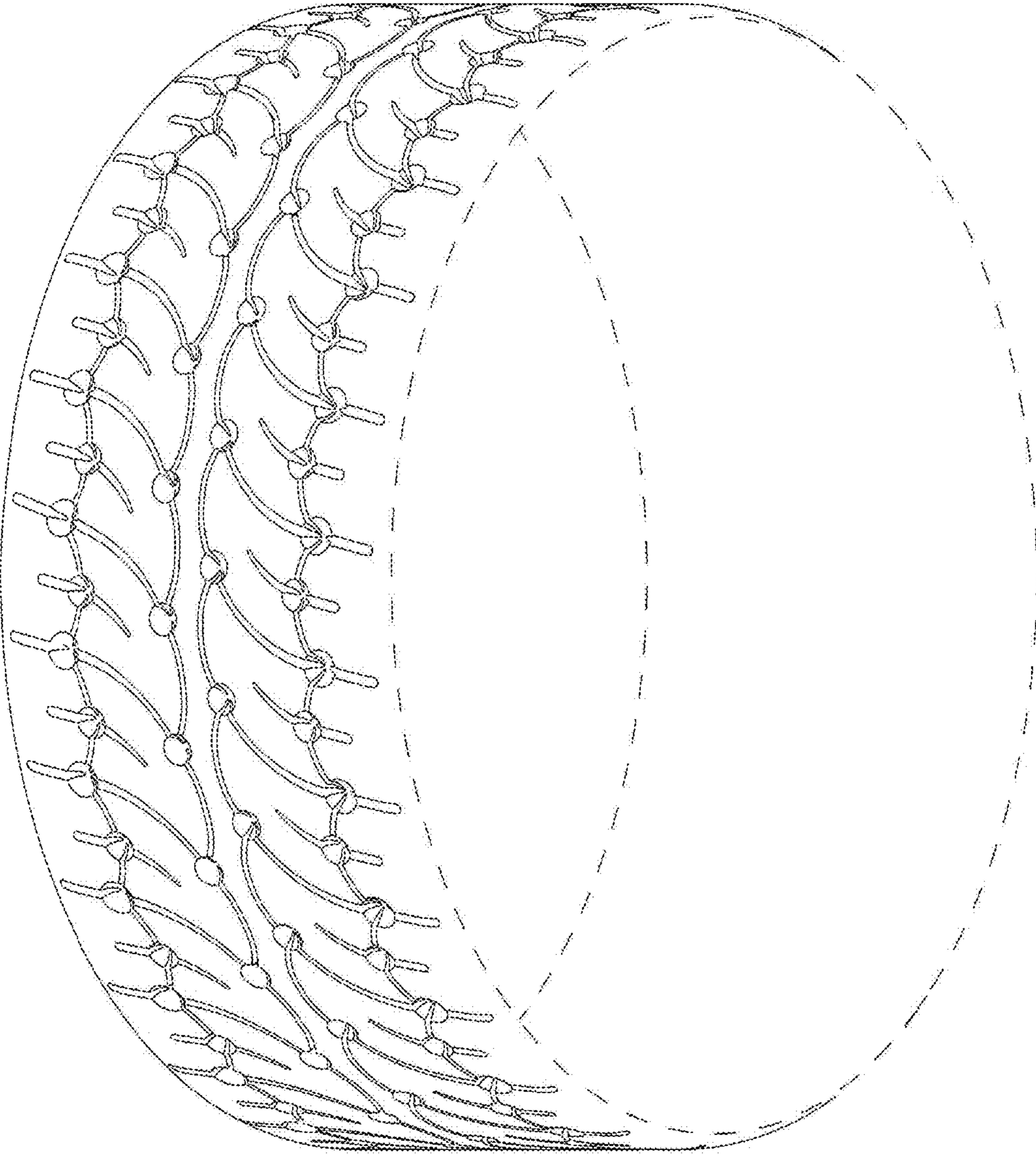


Fig. 1

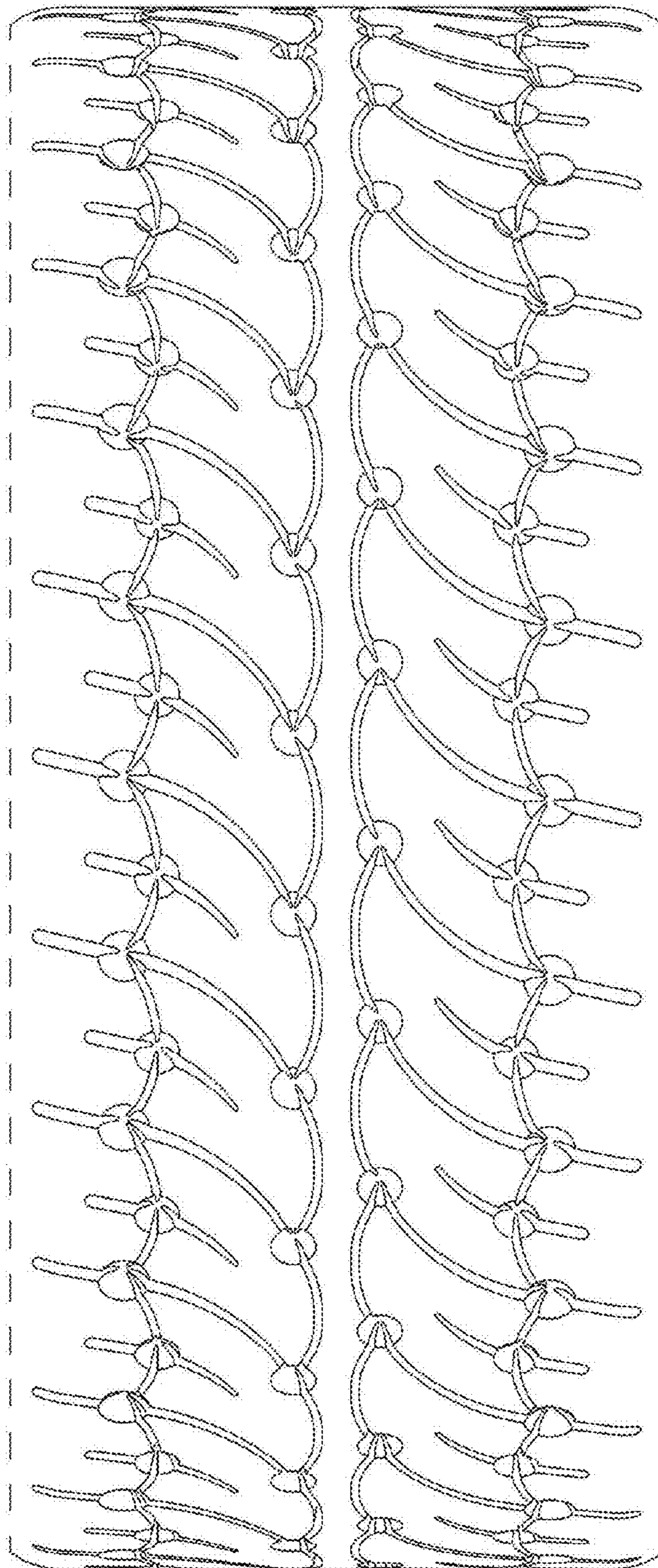


Fig. 2




Fig. 3