



US00D738279S

(12) **United States Design Patent**
Dionisopoulos et al.

(10) **Patent No.:** **US D738,279 S**

(45) **Date of Patent:** **** Sep. 8, 2015**

(54) **AUTOMOBILE WHEEL**

(71) Applicants: **Frank Dionisopoulos**, Grosse Pointe Shores, MI (US); **Khashayar Honarkhah**, Bloomfield Hills, MI (US); **Mark C Trostle**, Rochester, MI (US)

(72) Inventors: **Frank Dionisopoulos**, Grosse Pointe Shores, MI (US); **Khashayar Honarkhah**, Bloomfield Hills, MI (US); **Mark C Trostle**, Rochester, MI (US)

(73) Assignee: **FCA US LLC**, Auburn Hills, MI (US)

(**) Term: **14 Years**

(21) Appl. No.: **29/517,186**

(22) Filed: **Feb. 11, 2015**

(51) **LOC (10) Cl.** **12-16**

(52) **U.S. Cl.**
USPC **D12/209**

(58) **Field of Classification Search**
USPC D12/204–213
CPC B60B 7/00; B60B 7/02; B60B 7/04;
B60B 7/01; B60B 7/06; B60B 3/02; B60B
3/04; B60B 3/06; B60B 3/10; B60B 1/00;
B60B 1/08; B60B 1/10; B60B 1/12

See application file for complete search history.

(56) **References Cited**

U.S. PATENT DOCUMENTS

D492,927 S	*	7/2004	Fitzgerald	D12/211
D670,223 S	*	11/2012	Chung	D12/209
D704,116 S	*	5/2014	Chung	D12/209
D706,198 S	*	6/2014	Chung	D12/211
D711,807 S	*	8/2014	Hale	D12/209
D714,706 S	*	10/2014	Chung	D12/211
D719,889 S	*	12/2014	Hodges	D12/209

* cited by examiner

Primary Examiner — Stacia Cadmus

(74) *Attorney, Agent, or Firm* — Ralph E Smith

(57) **CLAIM**

The ornamental design for an automobile wheel, as shown and described.

DESCRIPTION


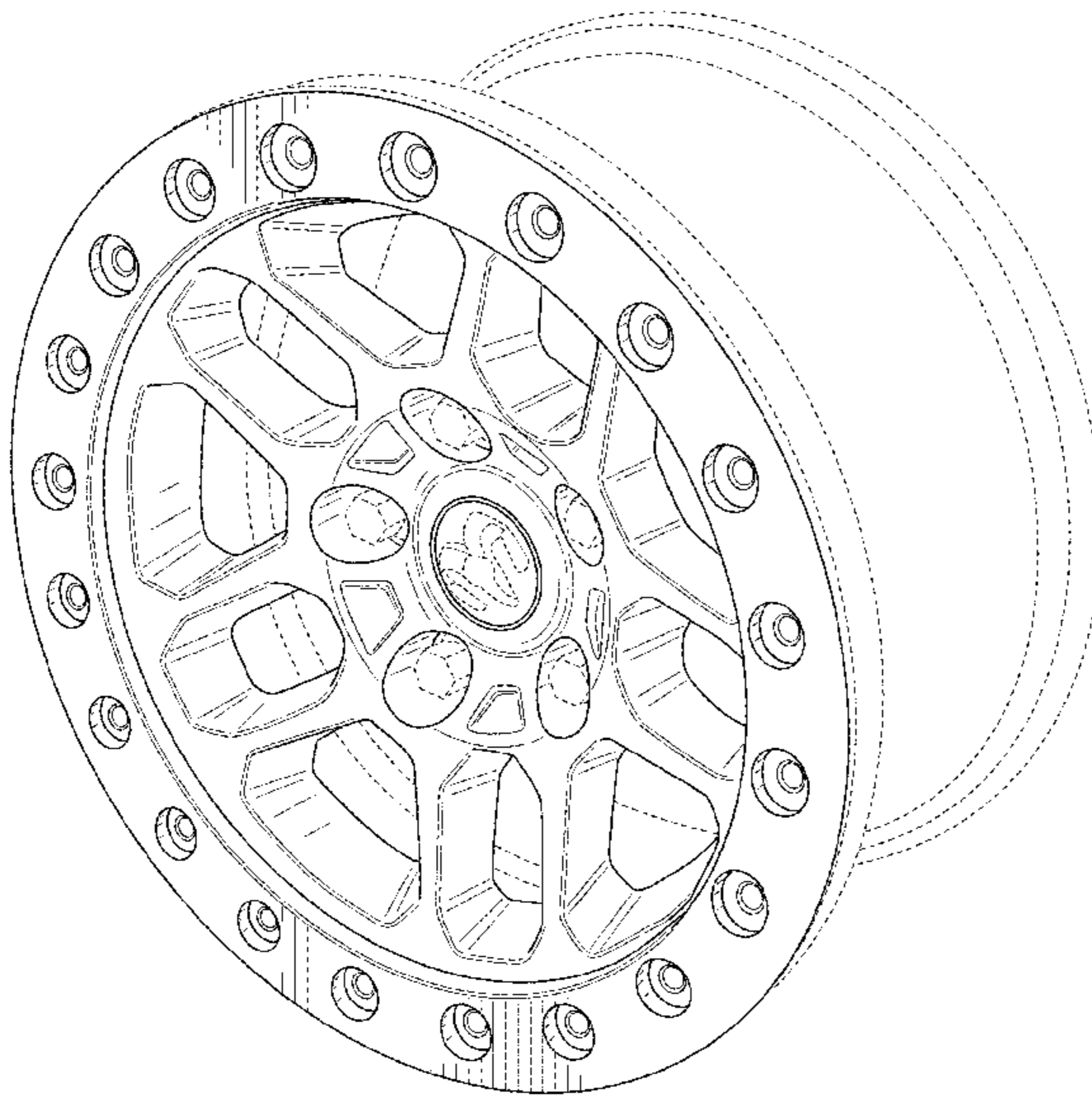
FIG. 1 is a left side perspective view of an automobile wheel showing our new design;

FIG. 2 is a right side perspective view thereof; and,

FIG. 3 is a front view.

It will be understood that the broken lines shown in the drawings illustrate portions of the automobile wheel that form no part of claimed design.

1 Claim, 3 Drawing Sheets



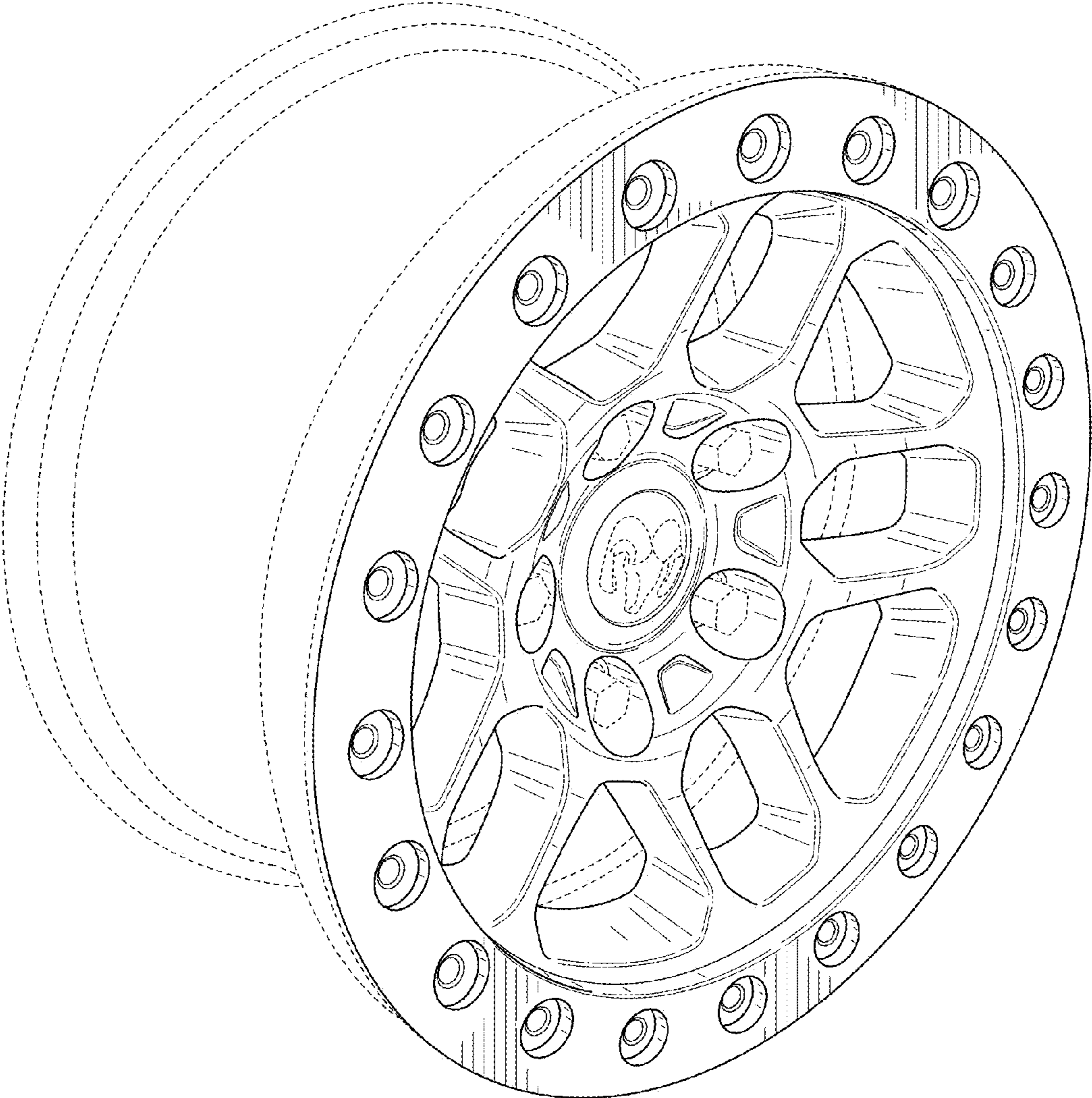


FIG. 1

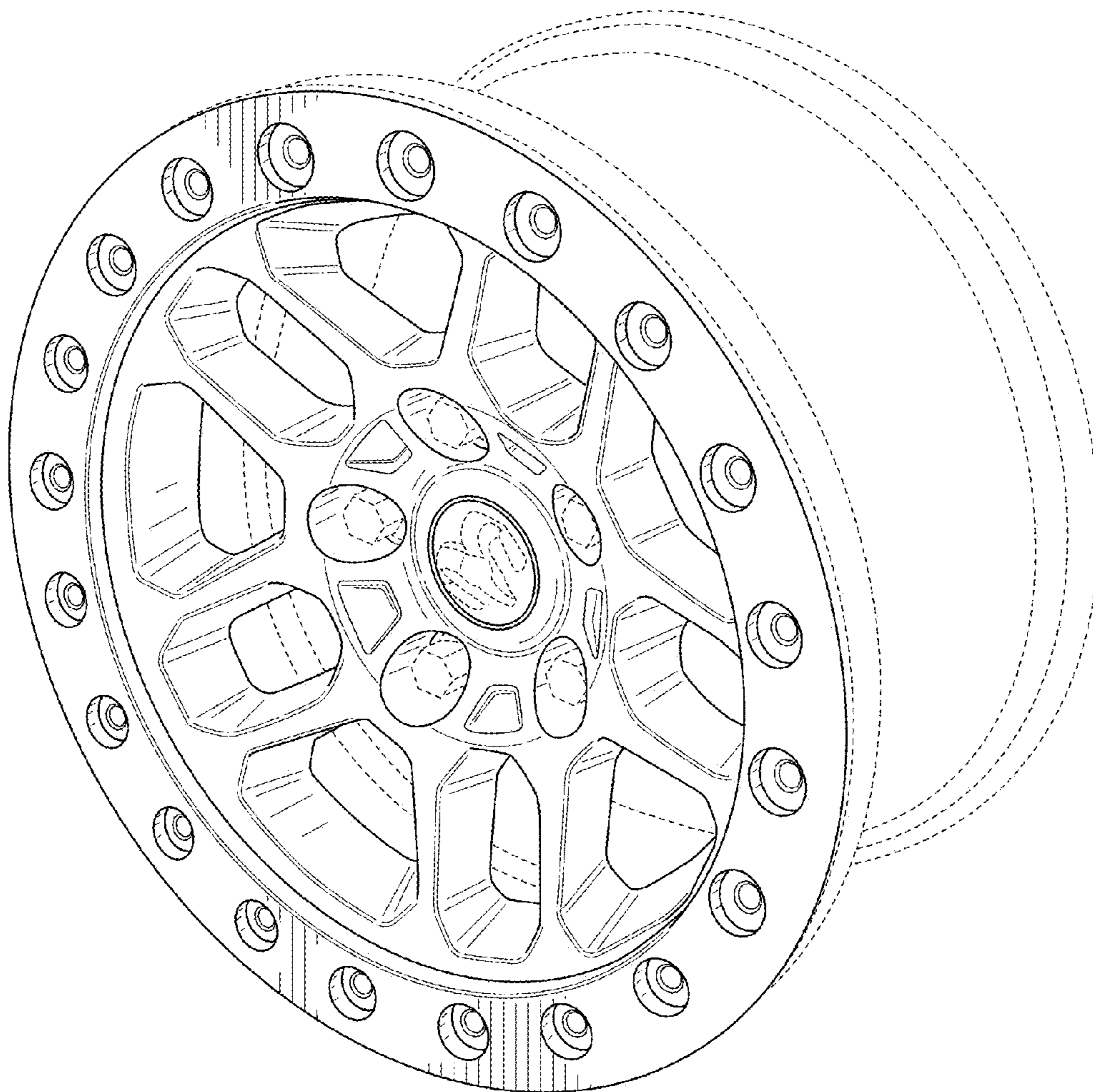


FIG. 2




FIG. 3