

US00D738258S

(12) **United States Design Patent**
Perlo et al.

(10) **Patent No.:** **US D738,258 S**
(45) **Date of Patent:** **** Sep. 8, 2015**

- (54) **CAR**
- (71) Applicant: **P-GEVS S.r.l.**, Cascine Vica-Rivoli (Torino) (IT)
- (72) Inventors: **Pietro Perlo**, Cascine Vica-Rivoli (IT); **Pietro Guerrieri**, Cascine Vica-Rivoli (IT)
- (73) Assignee: **P-GEVS S.R.L.**, Cascine Vica-Rivoli (Torino) (IT)
- (**) Term: **14 Years**
- (21) Appl. No.: **29/456,996**
- (22) Filed: **Jun. 6, 2013**
- (30) **Foreign Application Priority Data**
Dec. 6, 2012 (EM) 002148502-0001
- (51) **LOC (10) Cl.** **12-08**
- (52) **U.S. Cl.**
USPC **D12/91**
- (58) **Field of Classification Search**
USPC D12/86, 88, 90, 91, 92; D21/424, 433, D21/434; 296/181.1, 181.5
See application file for complete search history.

(56) **References Cited**

U.S. PATENT DOCUMENTS

D490,019 S *	5/2004	Sakae	D12/91
D504,087 S *	4/2005	Hakamata et al.	D12/91
D504,639 S *	5/2005	Oishi et al.	D12/91
D532,337 S *	11/2006	Hakamata et al.	D12/91
D540,214 S *	4/2007	Nakai et al.	D12/91
D551,119 S *	9/2007	Okamoto	D12/91

D563,275 S *	3/2008	Kim et al.	D12/91
D567,713 S *	4/2008	Ohishi et al.	D12/91
D568,210 S *	5/2008	Ohishi et al.	D12/91
D572,628 S *	7/2008	Nakajima	D12/90
7,988,453 B2 *	8/2011	Loo et al.	439/34
8,011,718 B2 *	9/2011	Tsuyuzaki et al.	296/203.04
D657,716 S *	4/2012	Cartabiano et al.	D12/91

OTHER PUBLICATIONS

2011 Toyota Matrix. Vehicle Brochure. Mar. 16, 2011 [online], [retrieved on Feb. 25, 2013]. Retrieved from the Internet <URL: http://www.auto-brochures.com/makes/Toyota/Matrix/Toyota_US%20Matrix_2011.pdf>.*

2012 Nissan Versa Hatchback. Vehicle Brochure. Jun. 13, 2011 [online], [retrieved on Feb. 25, 2013]. Retrieved from the Internet <URL: http://www.auto-brochures.com/makes/Nissan/Versa/Nissan_US%20Versa_Hatchback_2012.pdf>.*

* cited by examiner

Primary Examiner — Philip S Hyder

Assistant Examiner — Darlington Ly

(74) *Attorney, Agent, or Firm* — Heslin Rothenberg Farley & Mesiti P.C.; Victor A. Cardona, Esq.

(57) **CLAIM**

The ornamental design for a car, as shown and described.

DESCRIPTION

FIG. 1 is a front elevational view of a car comprising the new design;

FIG. 2 is a right side elevational view thereof;



FIG. 3 is left side elevational view thereof;

FIG. 4 is a rear elevational view thereof; and,

FIG. 5 is top plan view thereof.

The broken lines shown in the drawings illustrate portions of the car that form no part of the claimed design.

1 Claim, 5 Drawing Sheets



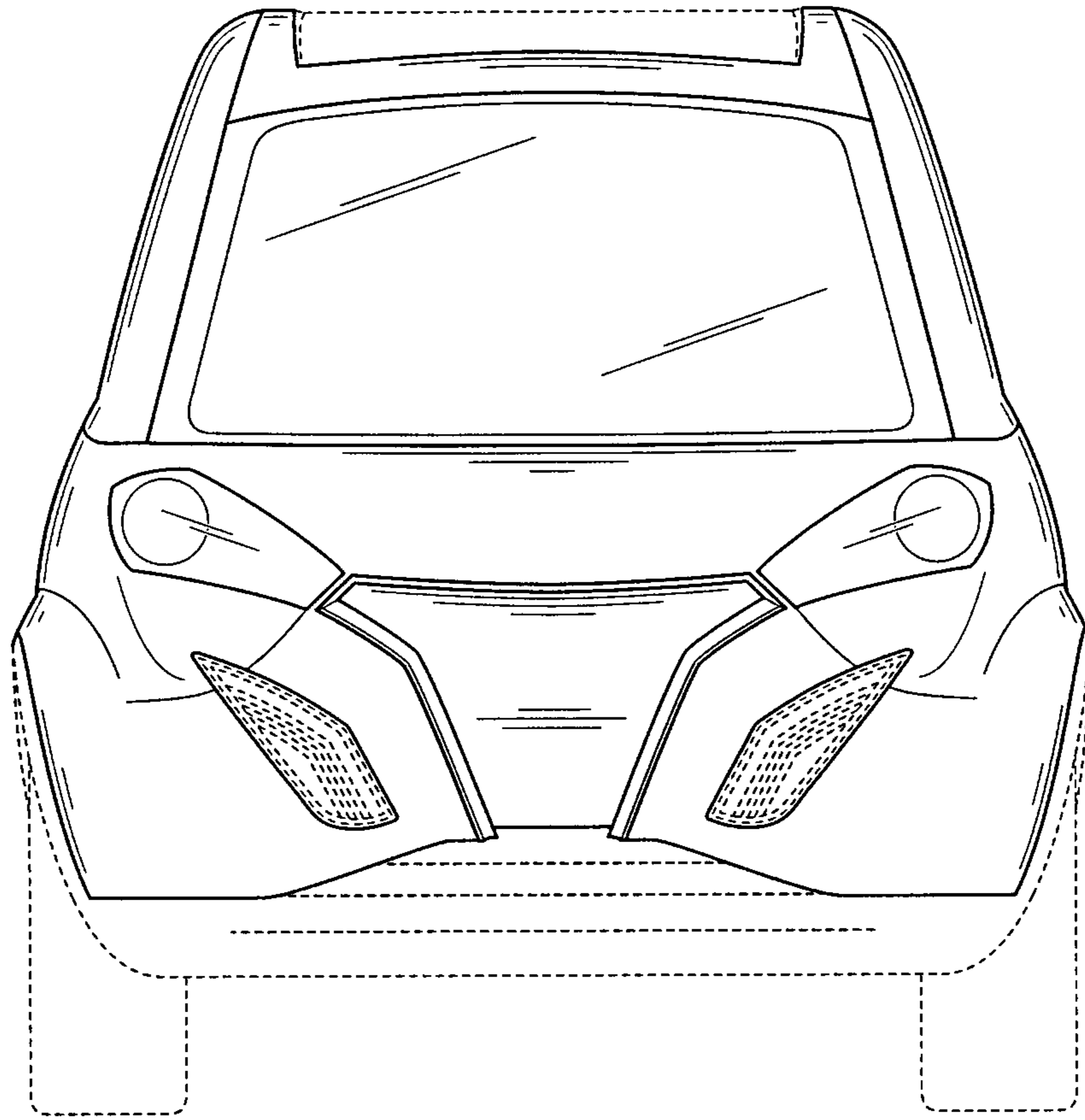


FIG. 1

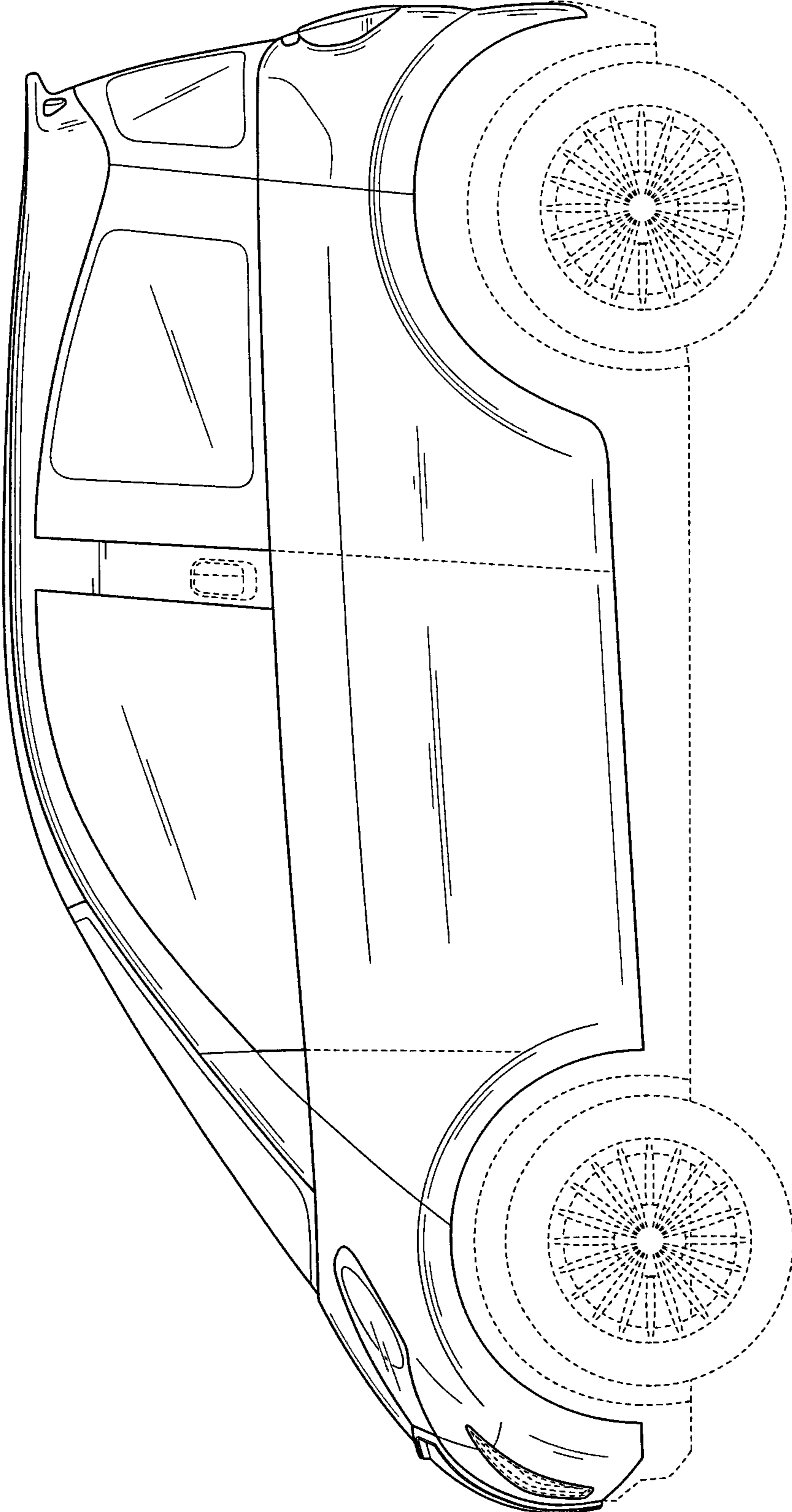


FIG. 2

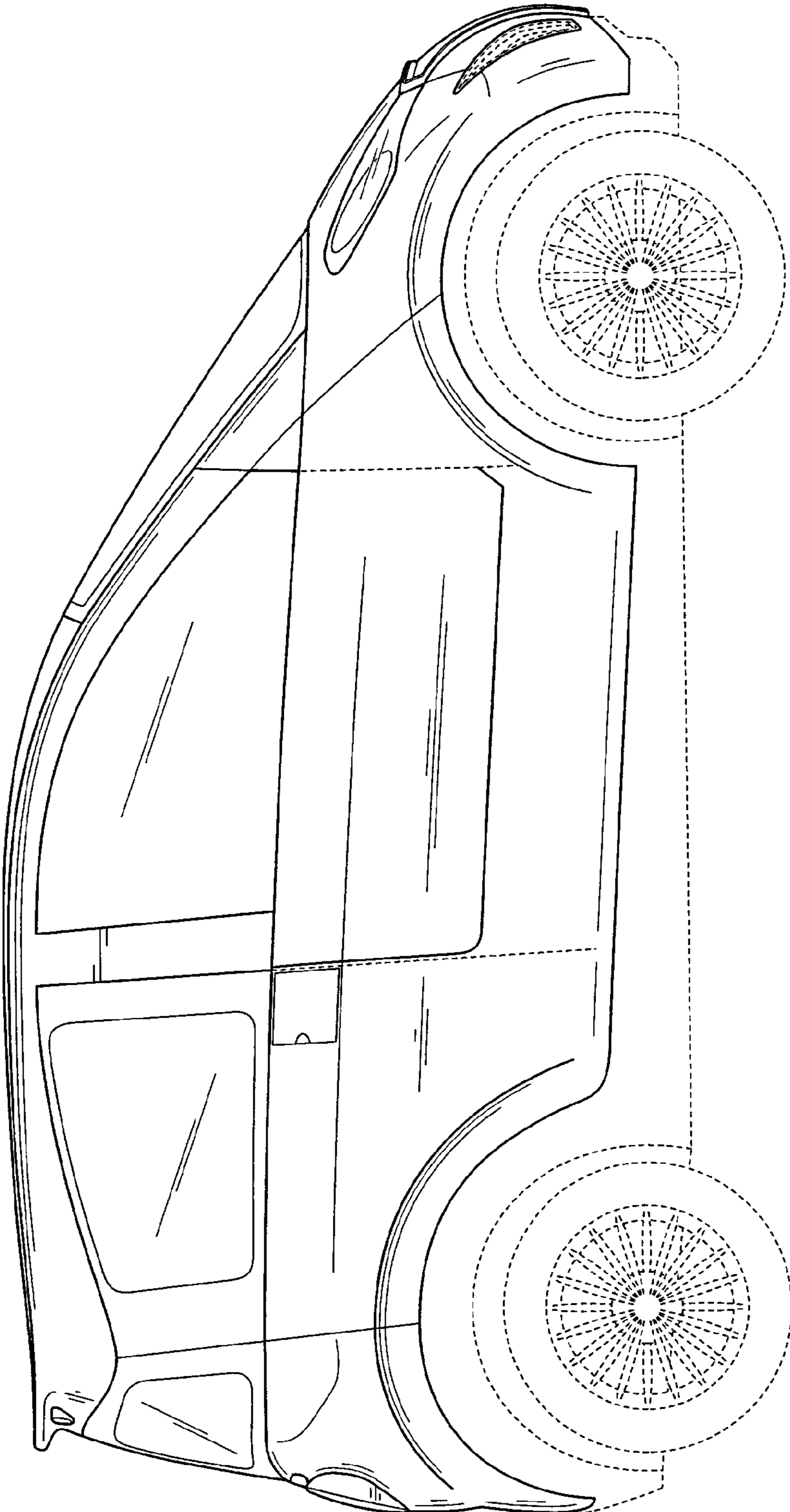


FIG. 3

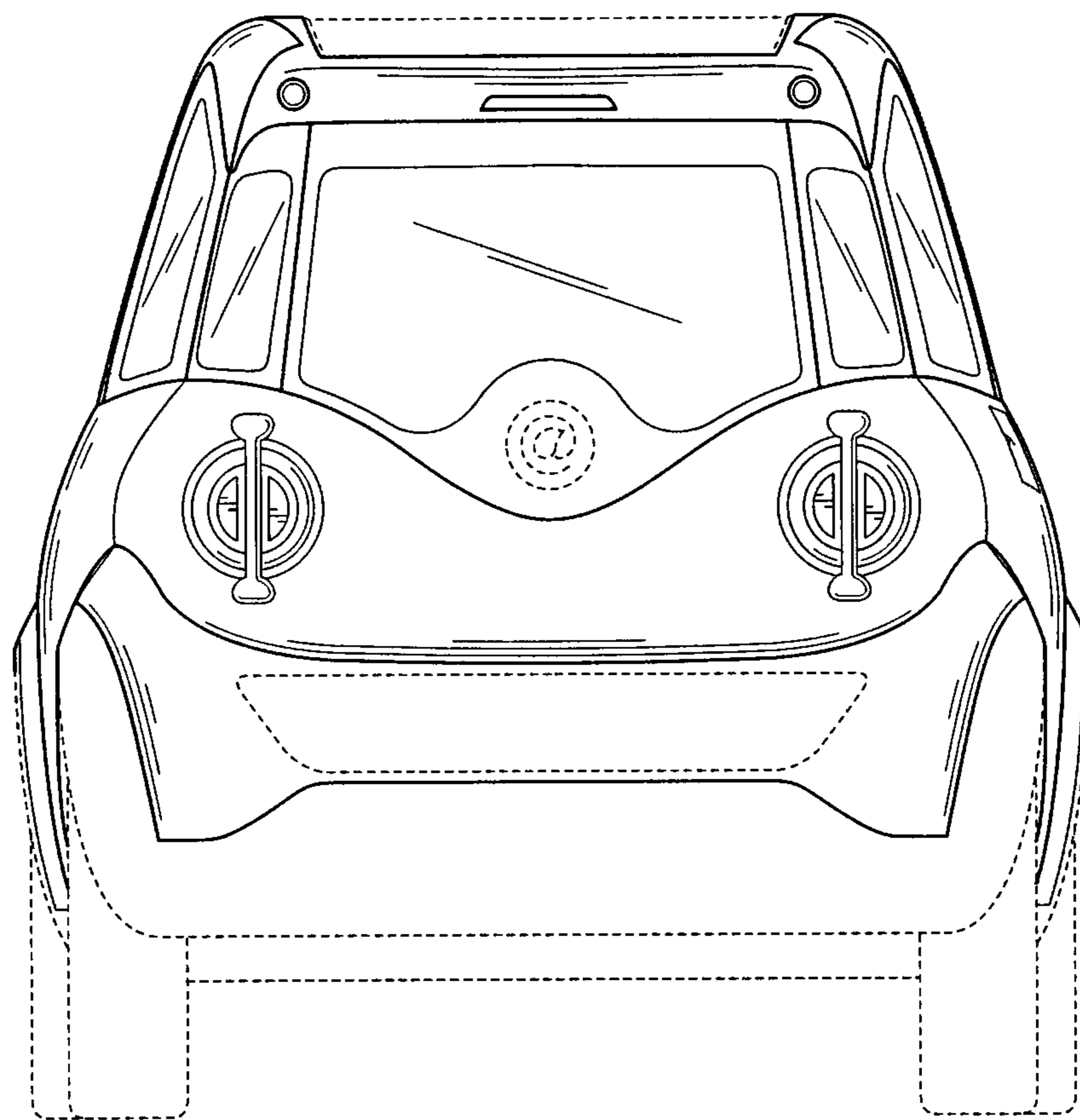


FIG. 4

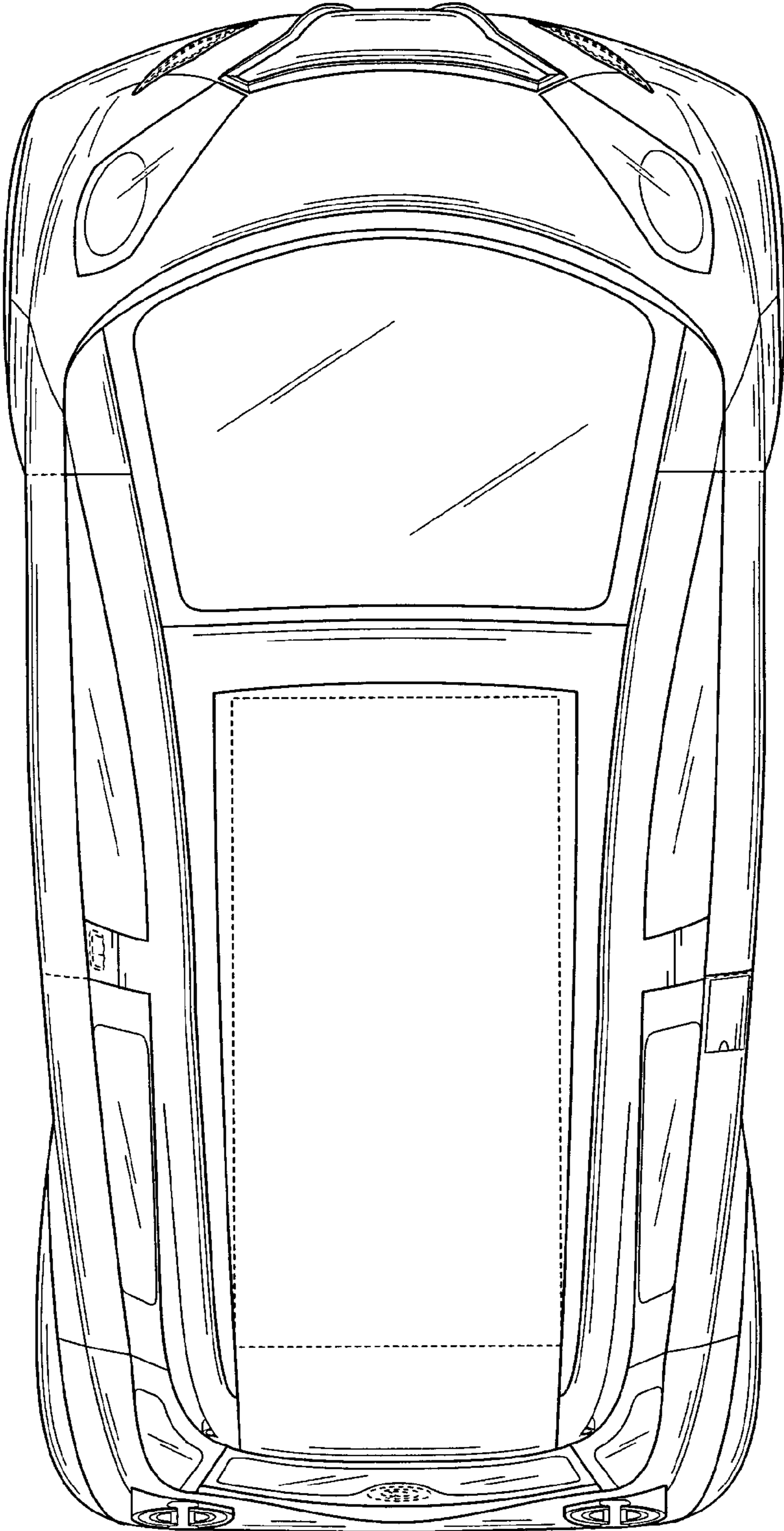


FIG. 5