



US00D738250S

(12) **United States Design Patent**
Cerrato

(10) **Patent No.:** **US D738,250 S**
(45) **Date of Patent:** **** *Sep. 8, 2015**

(54) **WATCH STRAP**

(71) Applicant: **TUDOR WATCH U.S.A., LLC**, New York, NY (US)

(72) Inventor: **Davide Cerrato**, Geneva (CH)

(73) Assignee: **TUDOR WATCH U.S.A., LLC**, New York, NY (US)

(*) Notice: This patent is subject to a terminal disclaimer.

(**) Term: **14 Years**

(21) Appl. No.: **29/494,296**

(22) Filed: **Jun. 19, 2014**

(30) **Foreign Application Priority Data**

Feb. 28, 2014 (CH) 140457

(51) **LOC (10) Cl.** **11-01**

(52) **U.S. Cl.**
USPC **D11/3**

(58) **Field of Classification Search**
USPC D11/1-39, 86, 87, 93, 94, 200, 201;
63/1.11-1.17, 3, 3.1, 3.2, 4, 5.1, 5.2,
63/6-11, 15, 15.1-15.4, 15.45, 15.5, 15.6,
63/15.65, 15.7, 21, 22, 24, 25, 33, 38;
D10/30-39, 46, 94; 368/276-278,
368/281-283, 285-287; 24/1, 3.1, 71 J,
24/163 R, 182, 265 B, 265 WS; D3/215,
D3/216; 224/101, 175, 180

See application file for complete search history.

(56) **References Cited**

U.S. PATENT DOCUMENTS

2,456,319 A * 12/1948 Read D10/32
2,513,782 A * 7/1950 Berkeley D11/3

2,582,473 A * 1/1952 Belfert 368/286
4,757,926 A * 7/1988 Leo 368/282
D399,760 S * 10/1998 Riley D10/32
D487,402 S * 3/2004 Dubarry D10/32
D533,085 S * 12/2006 Mourgue D10/32
D544,372 S * 6/2007 Seyr et al. D10/32
D631,373 S * 1/2011 Mikkelsen D10/32
D711,760 S * 8/2014 Savoy D11/3
D719,467 S * 12/2014 Bradbury D10/32

OTHER PUBLICATIONS

Introducing The Tudor Heritage Ranger, published Mar. 2014, online. Site visited Dec. 24, 2014. Internet URL:<"http://www.hodinkee.com/blog/baselworld-2014-introducing-the-new-tudor-heritage-ranger">.*

The New Tudor Heritage Ranger Review, published Jun. 14, 2014, online. Site visited: Dec. 24, 2014. Internet URL:<"http://bulangandsons.com/the-new-tudor-ranger-review-part1/">.*

* cited by examiner

Primary Examiner — Cynthia Ramirez

Assistant Examiner — Llorellys Martinez-Rivera

(74) *Attorney, Agent, or Firm* — Sughrue Mion, PLLC

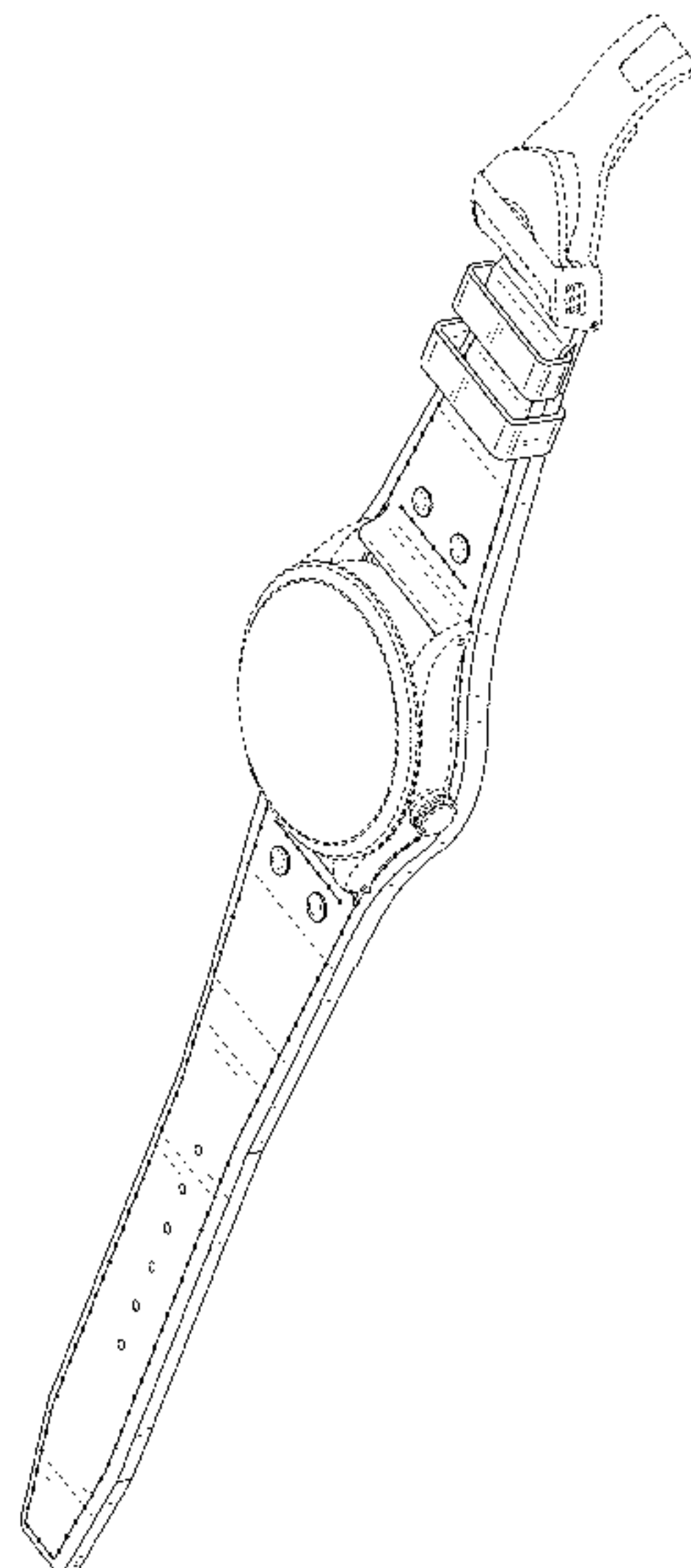
(57) **CLAIM**

The ornamental design for a watch strap, as shown and described.

DESCRIPTION

FIG. 1 is a perspective view of a watch strap showing my design;
FIG. 2 is a front view thereof;
FIG. 3 is a rear view thereof;
FIG. 4 is a first side view thereof;
FIG. 5 is a second side view thereof;
FIG. 6 is a first end view thereof; and,
FIG. 7 is a second end view thereof.
The broken lines are for the purpose of showing environmental structure only and form no part of the claimed design.

1 Claim, 4 Drawing Sheets



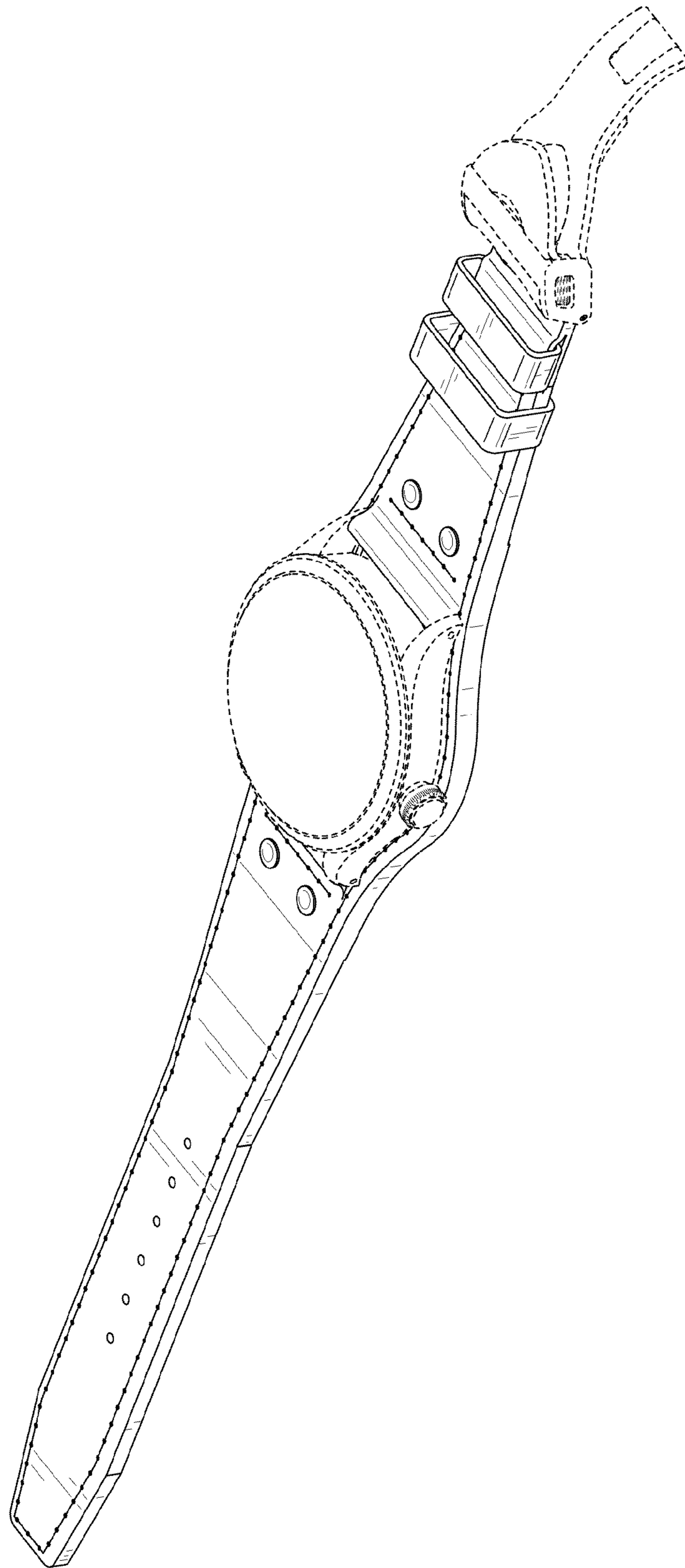


FIG. 1

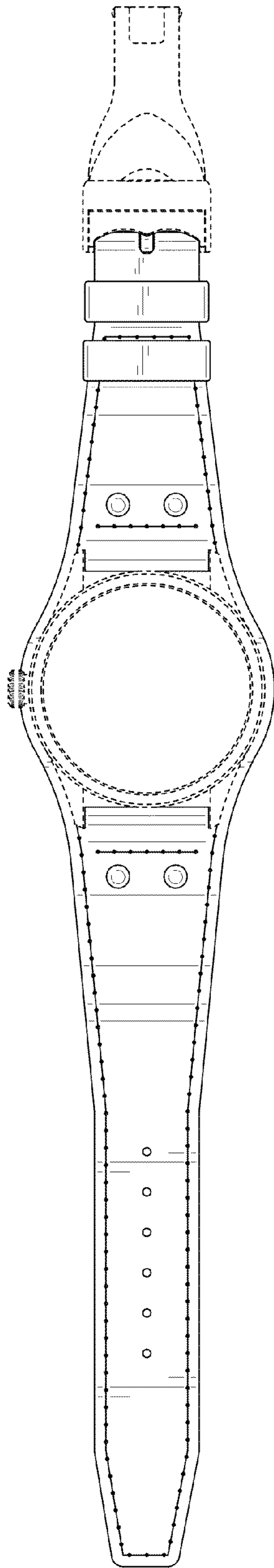


FIG. 2

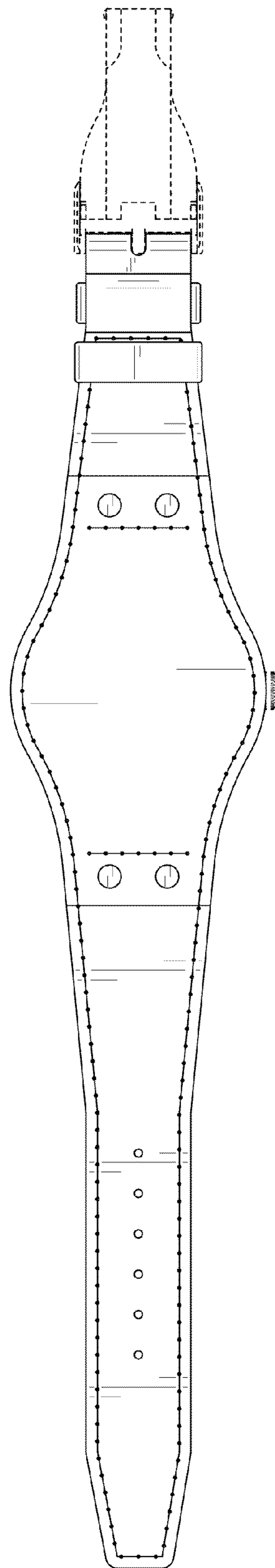


FIG. 3

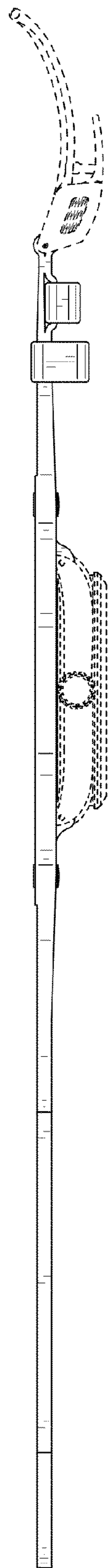


FIG. 4

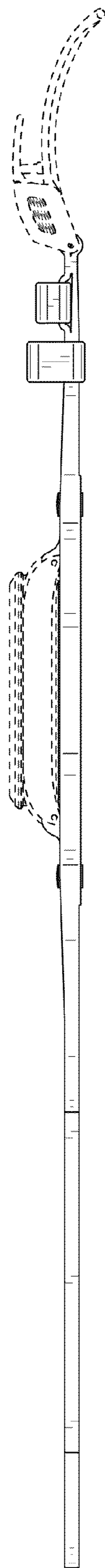


FIG. 5

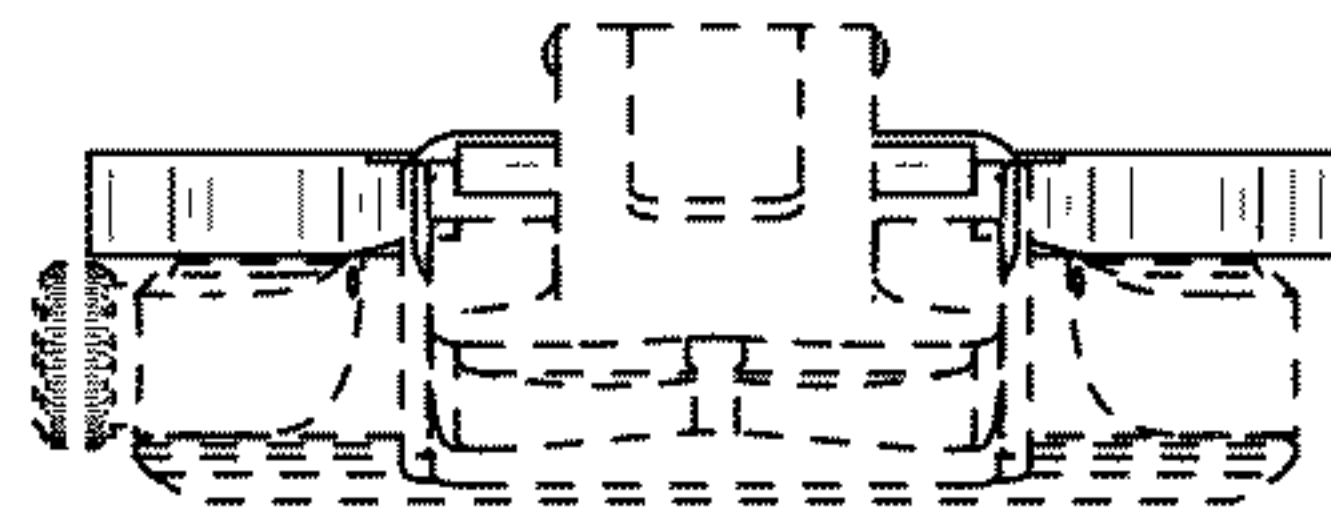


FIG. 6

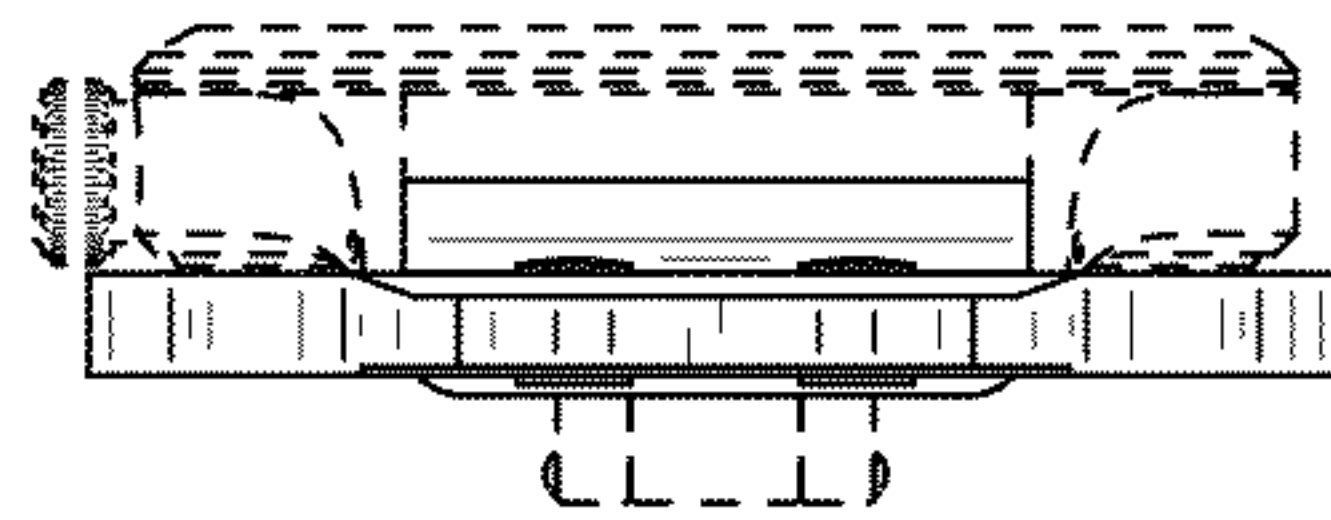


FIG. 7