



US00D738198S

(12) **United States Design Patent**  
**Kidd**

(10) **Patent No.:** **US D738,198 S**  
(45) **Date of Patent:** **\*\* Sep. 8, 2015**

(54) **HOOK**

(56) **References Cited**

(71) Applicant: **BISBELL MAGNETIC PRODUCTS LIMITED**, Burton Upon Trent, Staffordshire (GB)  
(72) Inventor: **David Joseph Kidd**, Buxton (GB)  
(73) Assignee: **BISBELL MAGNETIC PRODUCTS LIMITED**, Burton Upon Trent, Staffordshire (GB)

U.S. PATENT DOCUMENTS

D557,120 S *	12/2007	Snell .....	D8/372
D614,480 S *	4/2010	Goodman et al. ....	D8/372
D635,846 S *	4/2011	Klein et al. ....	D8/372
D697,388 S *	1/2014	Pan .....	D8/367
D697,389 S *	1/2014	Pan .....	D8/367
D700,044 S *	2/2014	Goodman et al. ....	D8/372
D714,621 S *	10/2014	Pan .....	D8/367
D719,819 S *	12/2014	Goodman et al. ....	D8/372
D721,264 S *	1/2015	Babicki .....	D8/367

(\*\*) Term: **14 Years**

\* cited by examiner

(21) Appl. No.: **29/458,996**

*Primary Examiner* — Cynthia Underwood

(22) Filed: **Jun. 25, 2013**

(74) *Attorney, Agent, or Firm* — King & Schickli, PLLC

(30) **Foreign Application Priority Data**

(57) **CLAIM**

The ornamental design of a hook, as shown and described.

Jan. 24, 2013 (EM) ..... 001358477-0003  
Jan. 24, 2013 (EM) ..... 001358477-0004

**DESCRIPTION**

(51) **LOC (10) Cl.** ..... **08-05**

FIG. 1 is a front perspective view of the hook of the present invention;

(52) **U.S. Cl.**  
USPC ..... **D8/367**

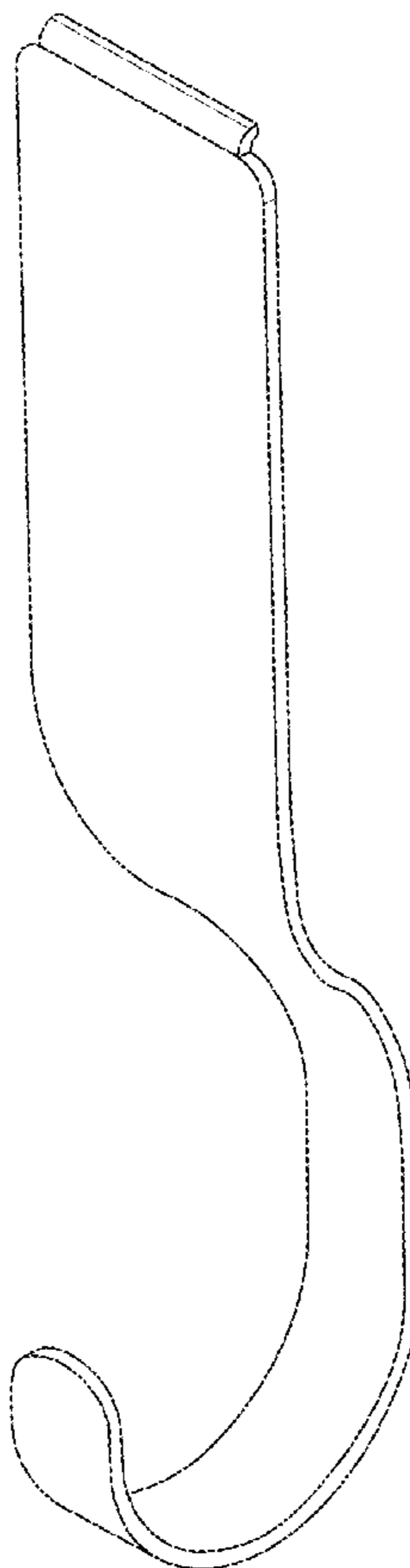
FIG. 2 is a front view of the hook of FIG. 1; and,

(58) **Field of Classification Search**  
USPC ..... D8/367, 354, 349, 373, 372, 371;  
D6/323; 248/301–304, 339, 205.3

FIG. 3 is a right side view of the hook of FIG. 1, the left side being a mirror image thereof.

See application file for complete search history.

**1 Claim, 2 Drawing Sheets**



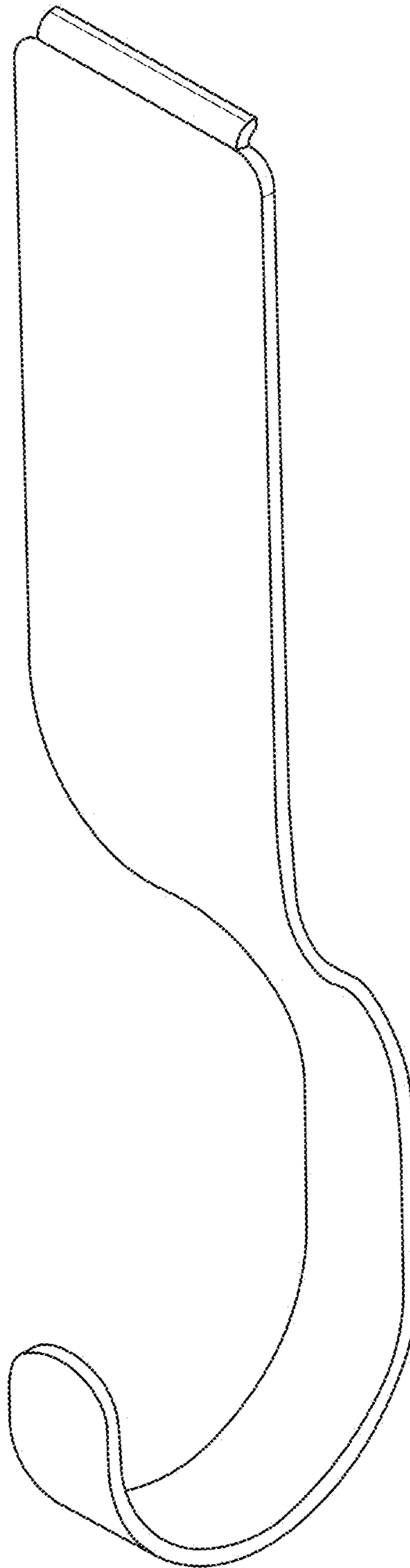


FIG. 1

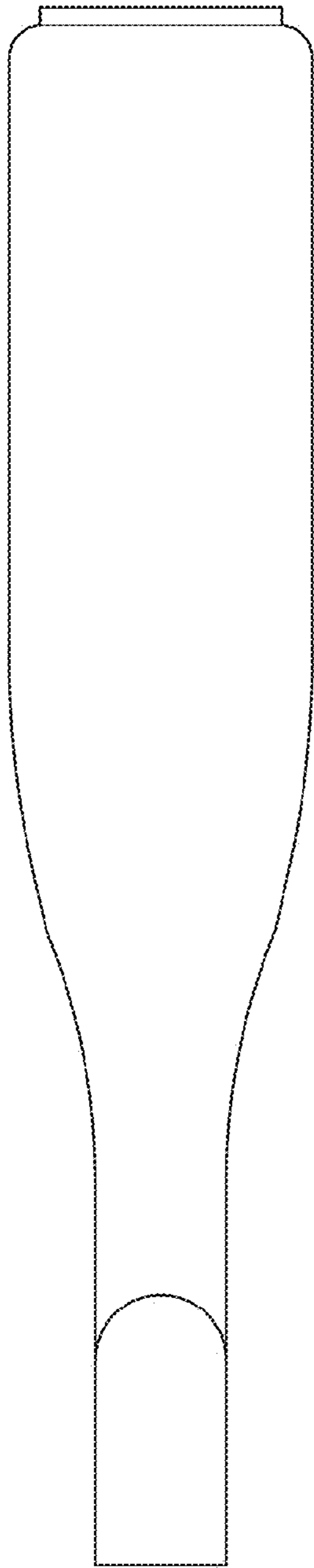


FIG. 2

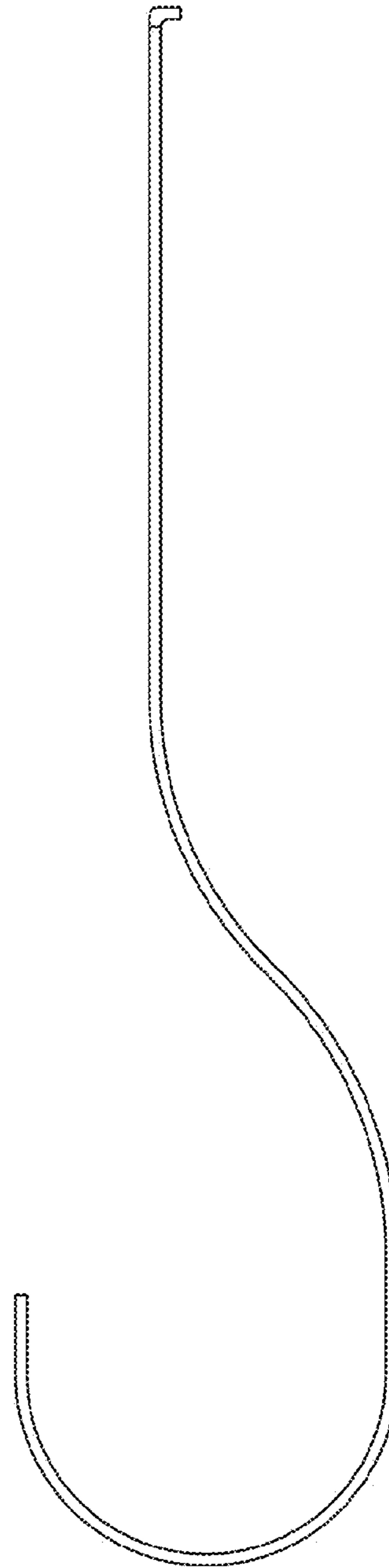


FIG. 3