



US00D738184S

(12) **United States Design Patent**  
**Harvey**

(10) **Patent No.:** **US D738,184 S**

(45) **Date of Patent:** **\*\* Sep. 8, 2015**

- (54) **ATTACHMENT TO A HANDLE**
  - (71) Applicant: **Jonathan Neil Harvey**, Bluffdale, UT (US)
  - (72) Inventor: **Jonathan Neil Harvey**, Bluffdale, UT (US)
  - (73) Assignee: **Jonathan Neil Harvey**, Bluffdale, UT (US)
  - (\*\*) Term: **14 Years**
  - (21) Appl. No.: **29/482,673**
  - (22) Filed: **Feb. 20, 2014**
  - (51) **LOC (10) Cl.** ..... **08-06**
  - (52) **U.S. Cl.**  
USPC ..... **D8/321; D8/303**
  - (58) **Field of Classification Search**  
USPC ..... D8/107, 300, 301, 302, 303, 321;  
16/410, 411, 414, 427, 430, 441;  
74/553, 554; D12/179
- See application file for complete search history.

D465,719	S *	11/2002	Ditzig et al. ....	D8/321
6,658,965	B2	12/2003	Allen	
D606,467	S *	12/2009	Ballard et al. ....	D12/179
8,359,713	B1	1/2013	Chen	
2007/0062006	A1 *	3/2007	Wright .....	16/430
2010/0275415	A1 *	11/2010	Gonzales et al. ....	16/429
2012/0137821	A1	6/2012	Badollet	

**FOREIGN PATENT DOCUMENTS**

DE	202009004874	U1	12/2009
EP	1354793	A3	3/2003

**OTHER PUBLICATIONS**

International Search Report and Written Opinion for PCT/US2014/034838, Aug. 29, 2014, p. 1-40.  
Spirgrips Biking With Happy Hands website, retrieved at <http://www.spirgrips.com/>, on Dec. 15, 2014.

\* cited by examiner

*Primary Examiner* — Derrick Holland  
*Assistant Examiner* — Lauren Calve  
(74) *Attorney, Agent, or Firm* — Maschoff Brennan

(56) **References Cited**

**U.S. PATENT DOCUMENTS**

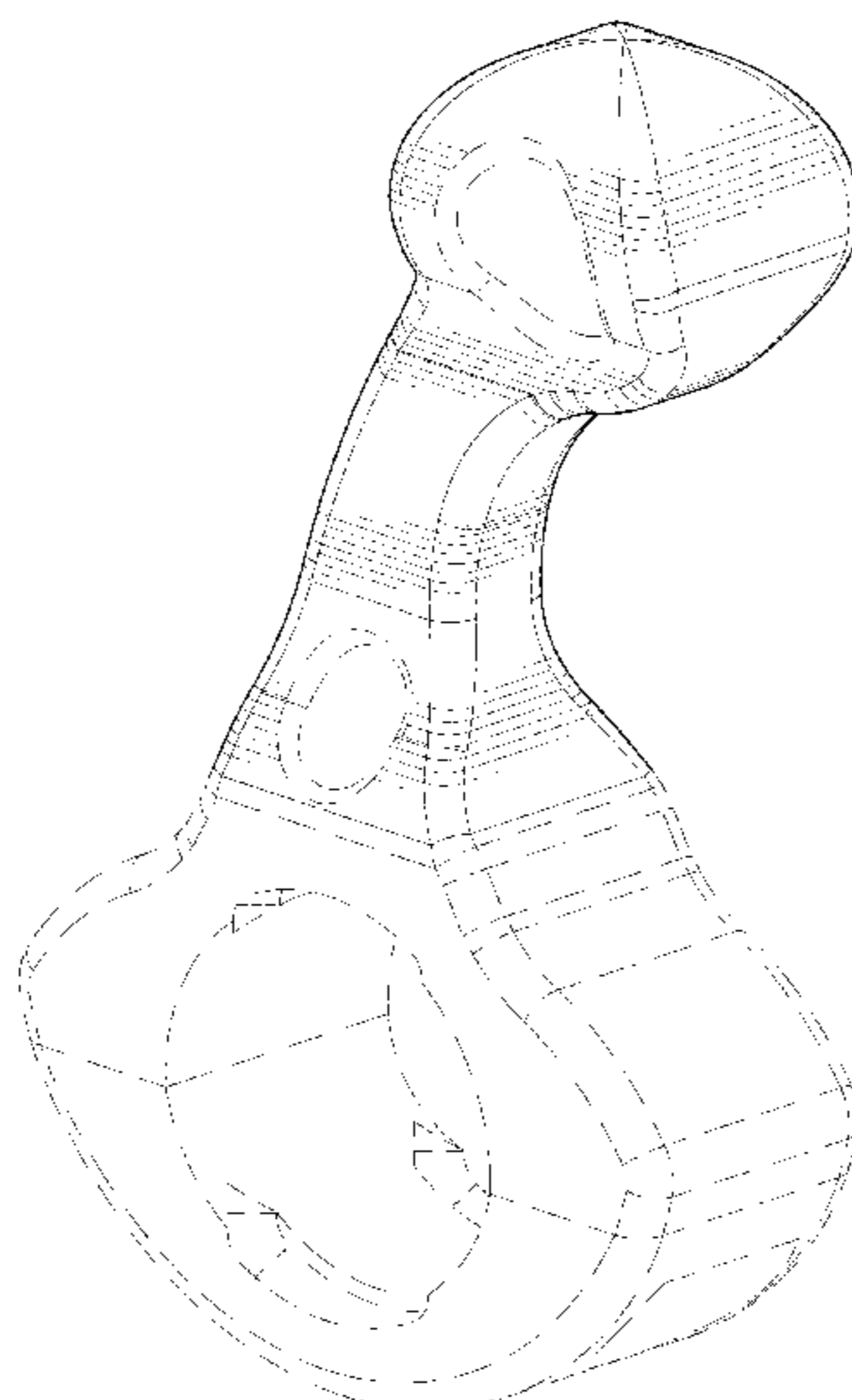
581,260	A	4/1897	Biddle	
452,577	A	5/1897	Latta	
587,626	A	8/1897	Vollmer	
599,564	A	2/1898	Kinter	
3,937,629	A	2/1976	Hamasaka	
4,004,818	A	1/1977	Ramillon	
4,641,857	A	2/1987	Gailiunas	
D305,401	S *	1/1990	Winston .....	D8/303
5,235,871	A	8/1993	Yamazaki et al.	
5,425,285	A	6/1995	Cheng	
5,429,013	A	7/1995	Taylor	
5,758,548	A	6/1998	Smith	
D411,497	S *	6/1999	Lagaay .....	D12/179
D412,824	S *	8/1999	Hoefle et al. ....	D8/303
5,983,747	A	11/1999	Chen	
6,305,052	B1 *	10/2001	Sinclair .....	16/430


(57) **CLAIM**  
The ornamental design for an attachment to a handle, as shown and described.

**DESCRIPTION**


FIG. 1 is a perspective view of an attachment to a handle; FIG. 2 is a second perspective view thereof; FIG. 3 is a right side view thereof; FIG. 4 is a left side view thereof; FIG. 5 is a front view thereof; FIG. 6 is a back view thereof; FIG. 7 is a top view thereof; and, FIG. 8 is a bottom view thereof. The broken lines shown represent unclaimed subject matter and form no part of the claimed design.

**1 Claim, 6 Drawing Sheets**

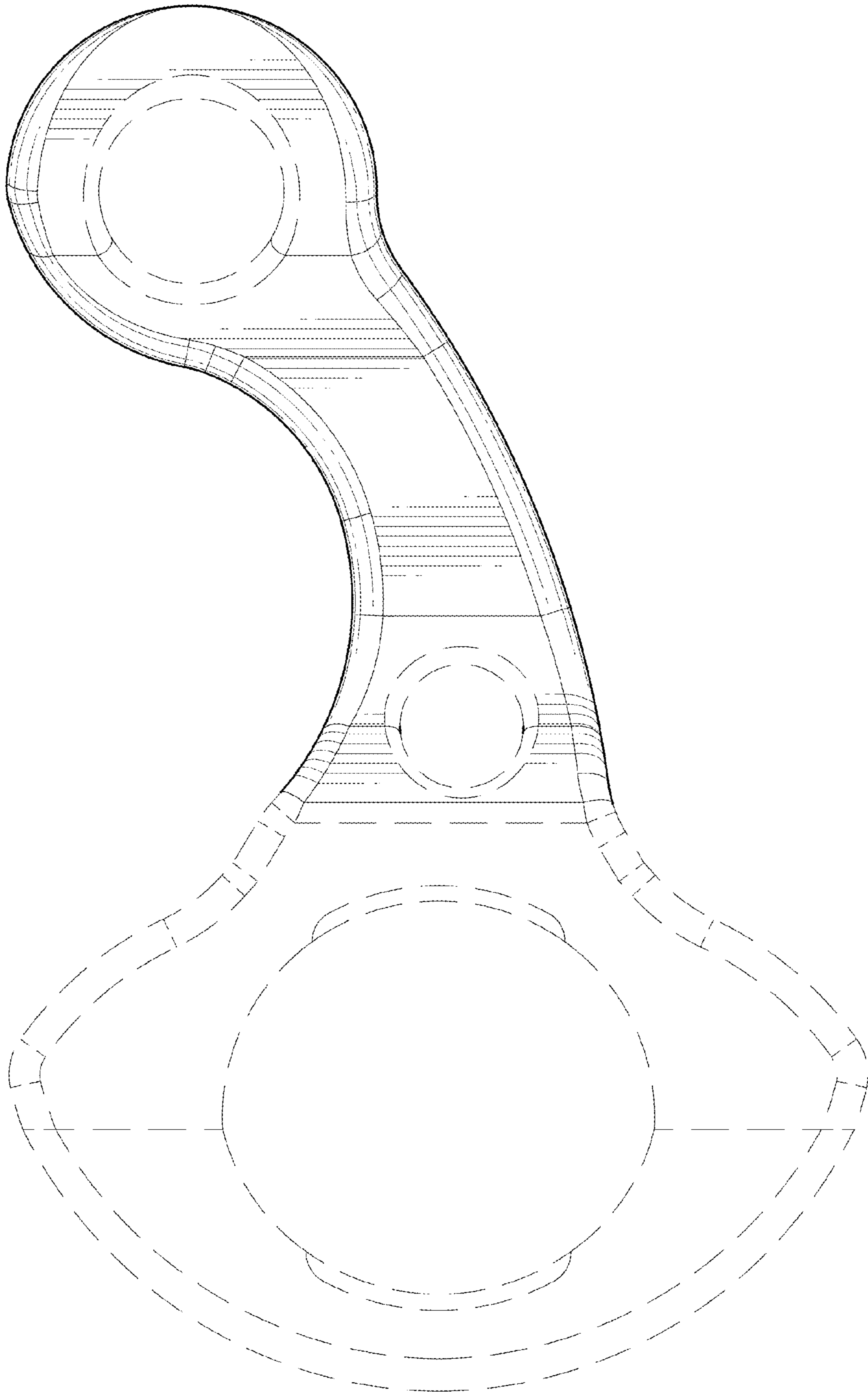




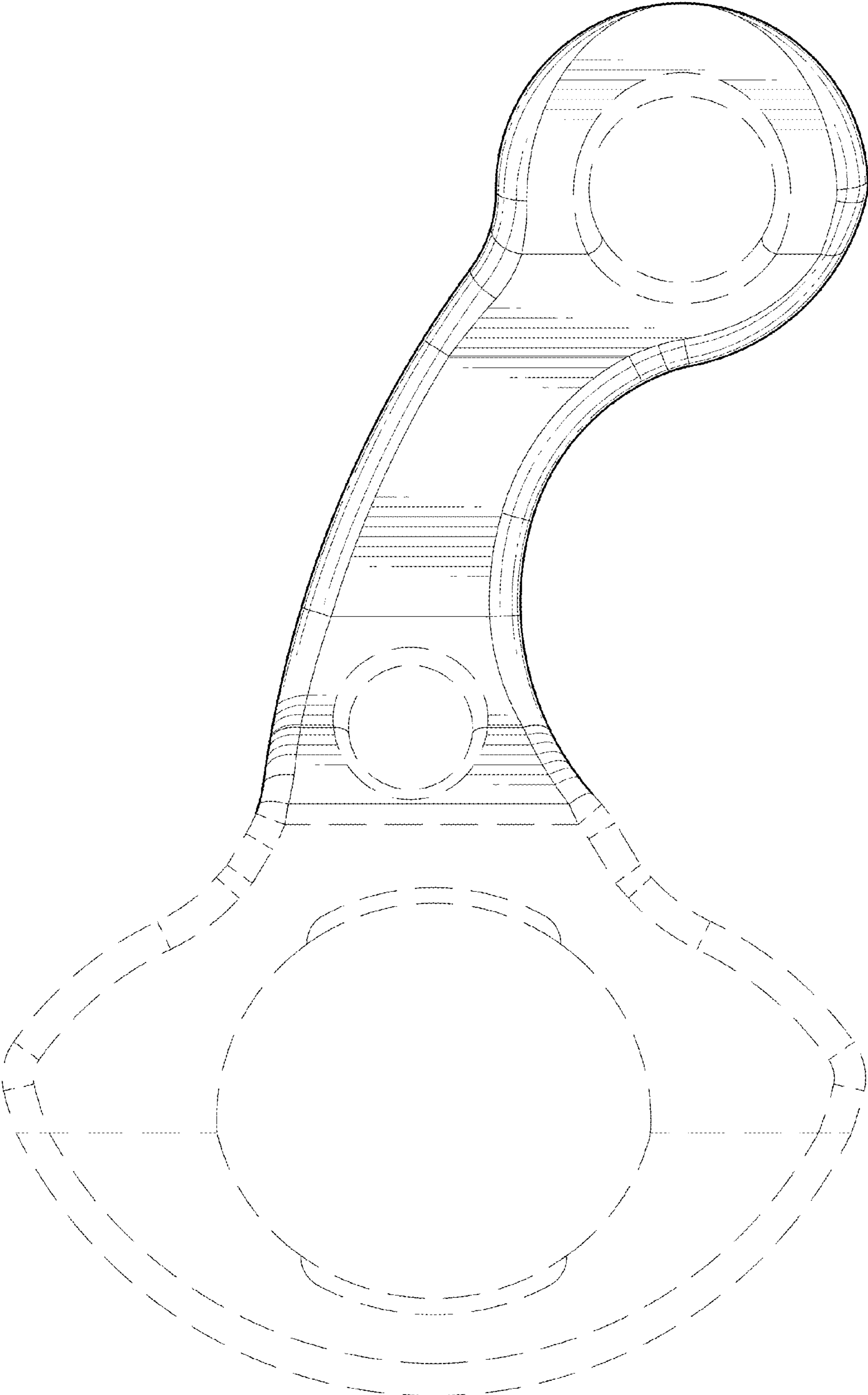
**Fig. 1**



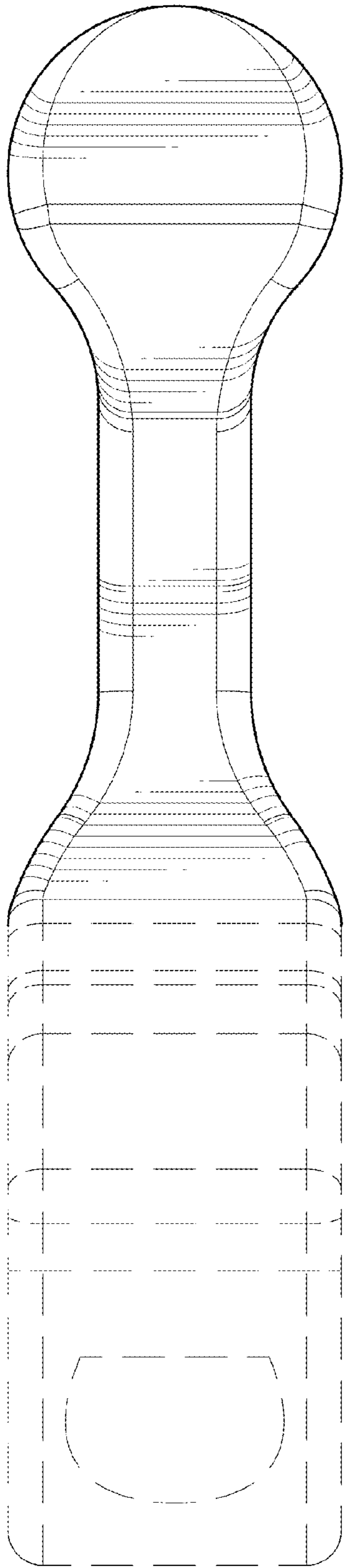
**Fig. 2**



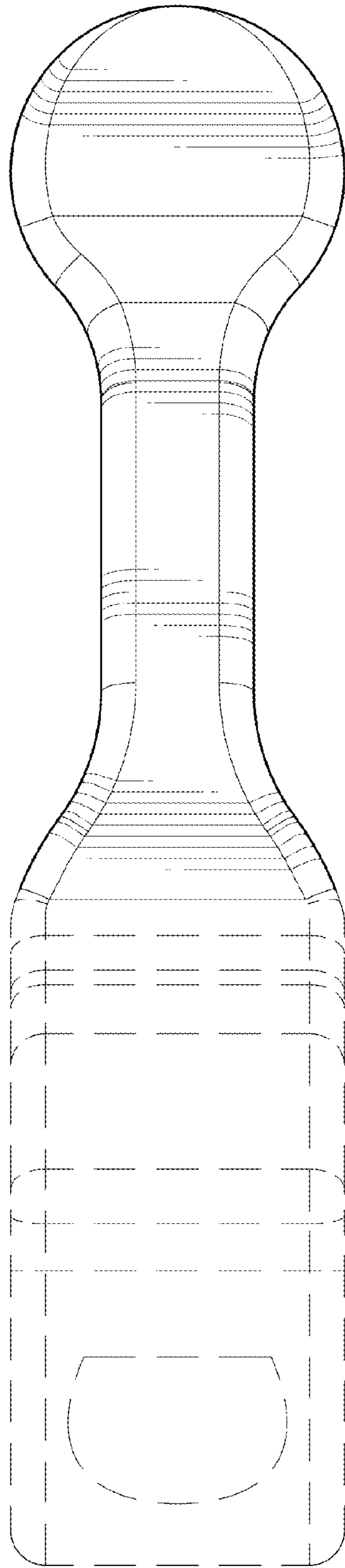
**Fig. 3**



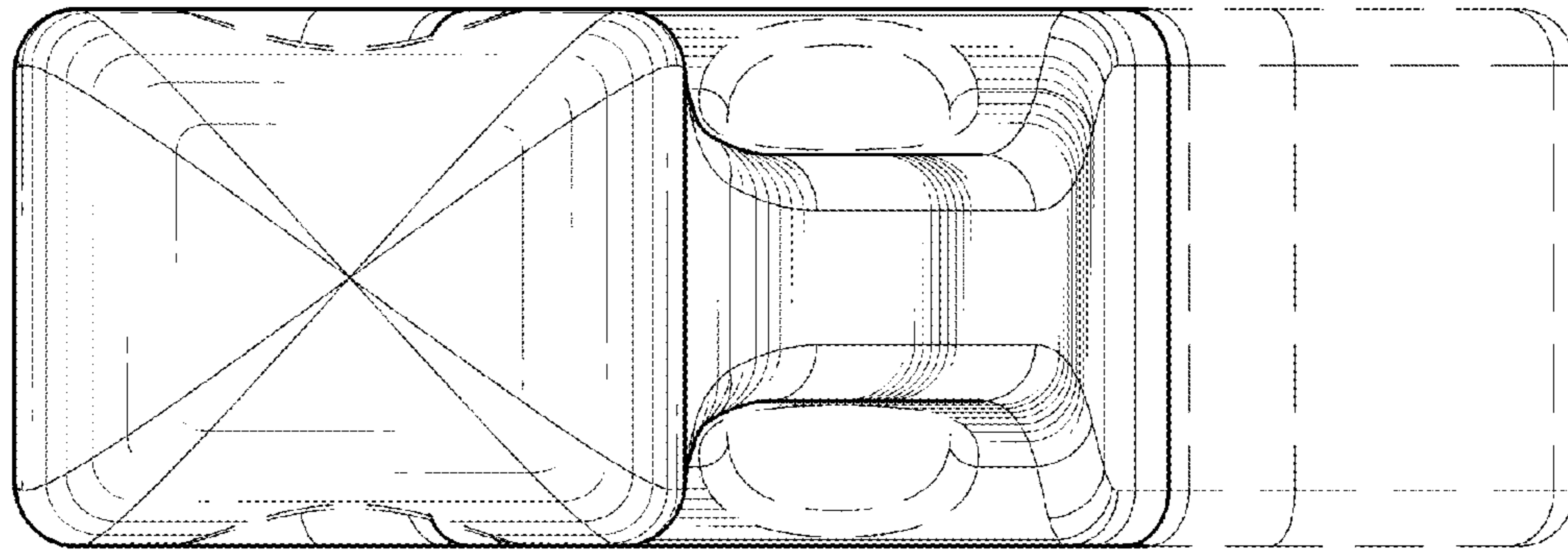
**Fig. 4**



**Fig. 5**



**Fig. 6**



**Fig. 7**



**Fig. 8**