

US00D738167S

(12) **United States Design Patent**
Weernink

(10) **Patent No.:** **US D738,167 S**

(45) **Date of Patent:** **** Sep. 8, 2015**

- (54) **TABLE BIN (CUBE)**
- (71) Applicant: **Johan Weernink**, Diepenheim (NL)
- (72) Inventor: **Johan Weernink**, Diepenheim (NL)
- (73) Assignee: **Rosti Mepal Support B.V.**, Lochem (NL)
- (**) Term: **14 Years**

4,657,176 A *	4/1987	Matsubara	229/117.01
D328,375 S *	7/1992	Levine	D34/7
D328,508 S *	8/1992	Crutchfield	D34/1
D339,438 S *	9/1993	Moran	D34/7
D362,180 S *	9/1995	Haines	D9/532
5,896,993 A *	4/1999	Nask et al.	206/508
6,036,042 A *	3/2000	Pietruch et al.	220/62.12
D434,223 S *	11/2000	Dombrowski	D3/273
D585,619 S *	1/2009	Presnell	D34/11
D639,006 S *	5/2011	Yang et al.	D34/1
D710,701 S *	8/2014	Lai	D9/456

- (21) Appl. No.: **29/454,122**
- (22) Filed: **May 7, 2013**
- (51) **LOC (10) Cl.** **07-03**
- (52) **U.S. Cl.**
USPC **D7/644**
- (58) **Field of Classification Search**
USPC D3/273; D7/391, 392, 392.1, 393, 397,
D7/629; D9/414, 420, 424-432, 435,
D9/451-452, 456, 532; D34/1, 7, 11
CPC A47J 36/027; A47J 36/06; A47J 37/10;
A47J 37/101; B65D 7/36; B65D 21/0209;
B65D 21/0219; B65D 31/08; B65D 43/00;
B65D 43/02; B65D 43/022; B65D 43/161;
B65D 43/162; B65D 45/00; B65D 45/16;
B65D 45/18; B65D 51/16; B65D 51/1683;
B65D 51/1688; B65D 51/1694; B65F 1/1615
See application file for complete search history.

FOREIGN PATENT DOCUMENTS

EM 002041228-0001 5/2012

* cited by examiner

Primary Examiner — Ricky Pham

(74) *Attorney, Agent, or Firm* — Fross Zelnick Lehrman & Zissu, P.C.; Charles T. J. Weigell, Esq.

(57) **CLAIM**

The ornamental design for a table bin (cube), as shown and described.

DESCRIPTION

FIG. 1 is a front view of a table bin showing my new design; FIG. 2 is a side view of the table bin shown in FIG. 1, with the opposite side being a mirror image thereof; FIG. 3 is a rear view of the table bin shown in FIG. 1; FIG. 4 is a top view of the table bin shown in FIG. 1; FIG. 5 is a bottom view of the table bin shown in FIG. 1; FIG. 6 is a front perspective view of the table bin shown in FIG. 1; and, FIG. 7 is an exploded front perspective view of the table bin shown in FIG. 1.

(56) **References Cited**

U.S. PATENT DOCUMENTS

D276,594 S *	12/1984	Fahey et al.	D9/420
D287,821 S *	1/1987	Holewinski et al.	D9/414

1 Claim, 7 Drawing Sheets

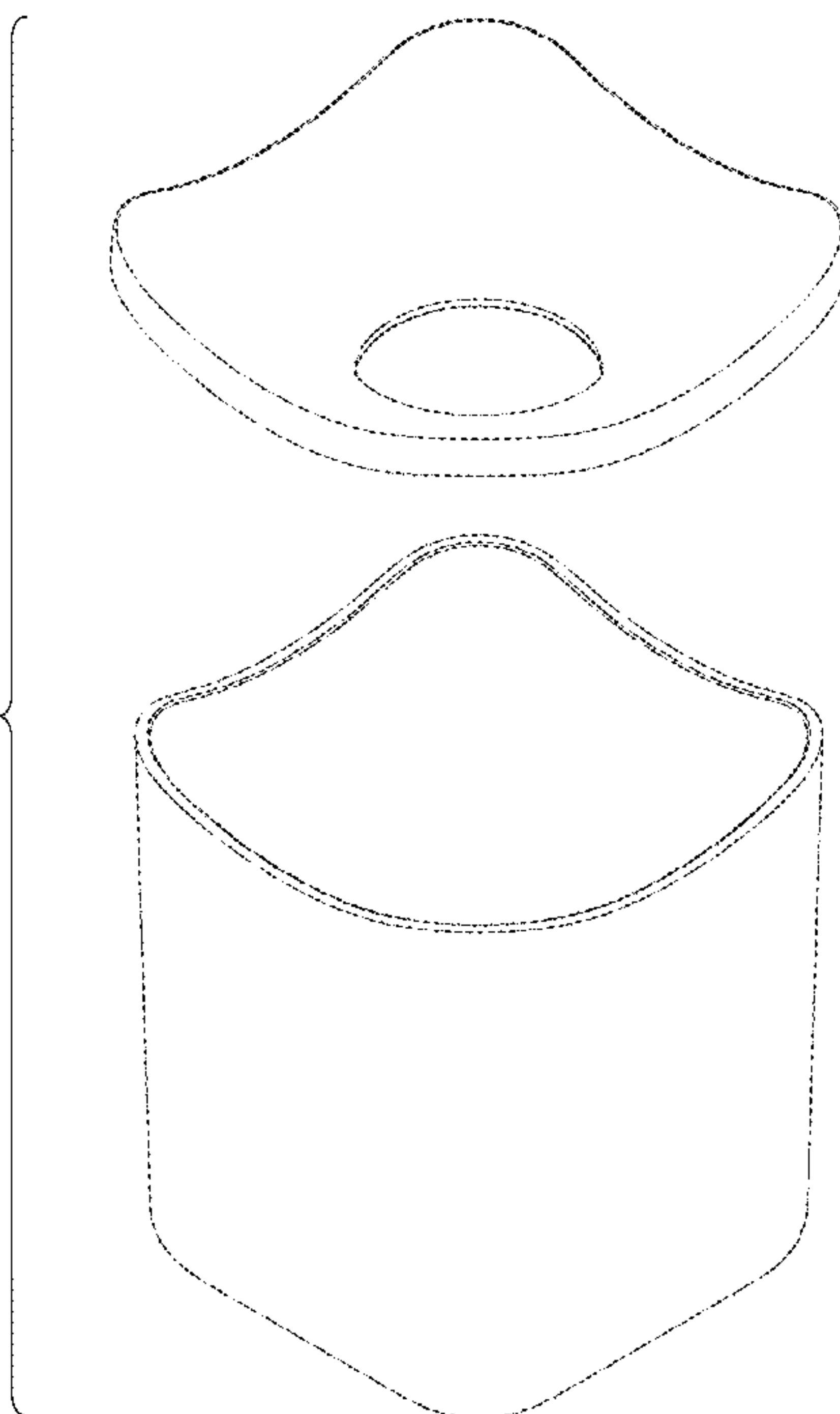


FIG. 1




FIG. 2




FIG. 3




FIG. 4

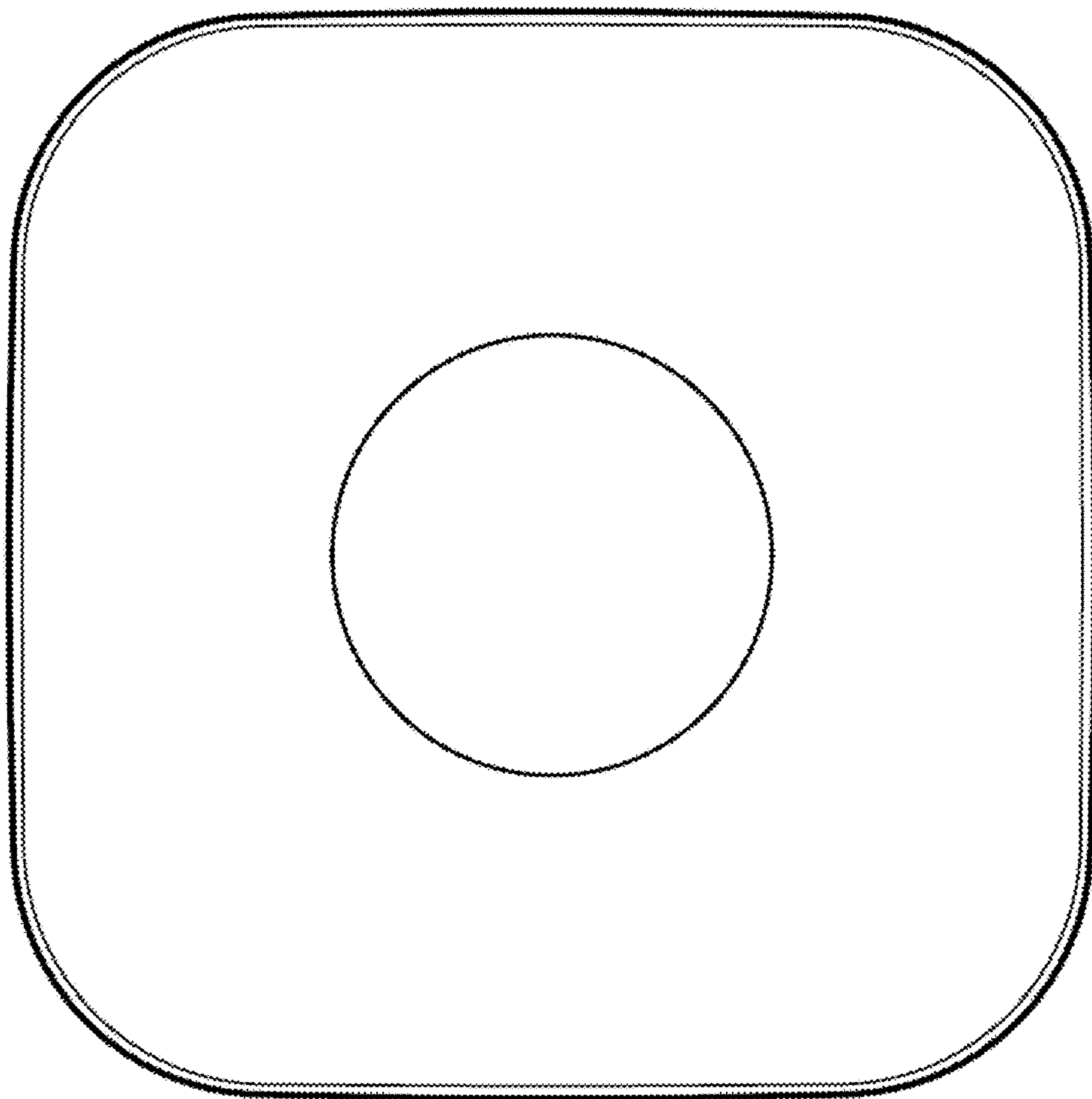


FIG. 5


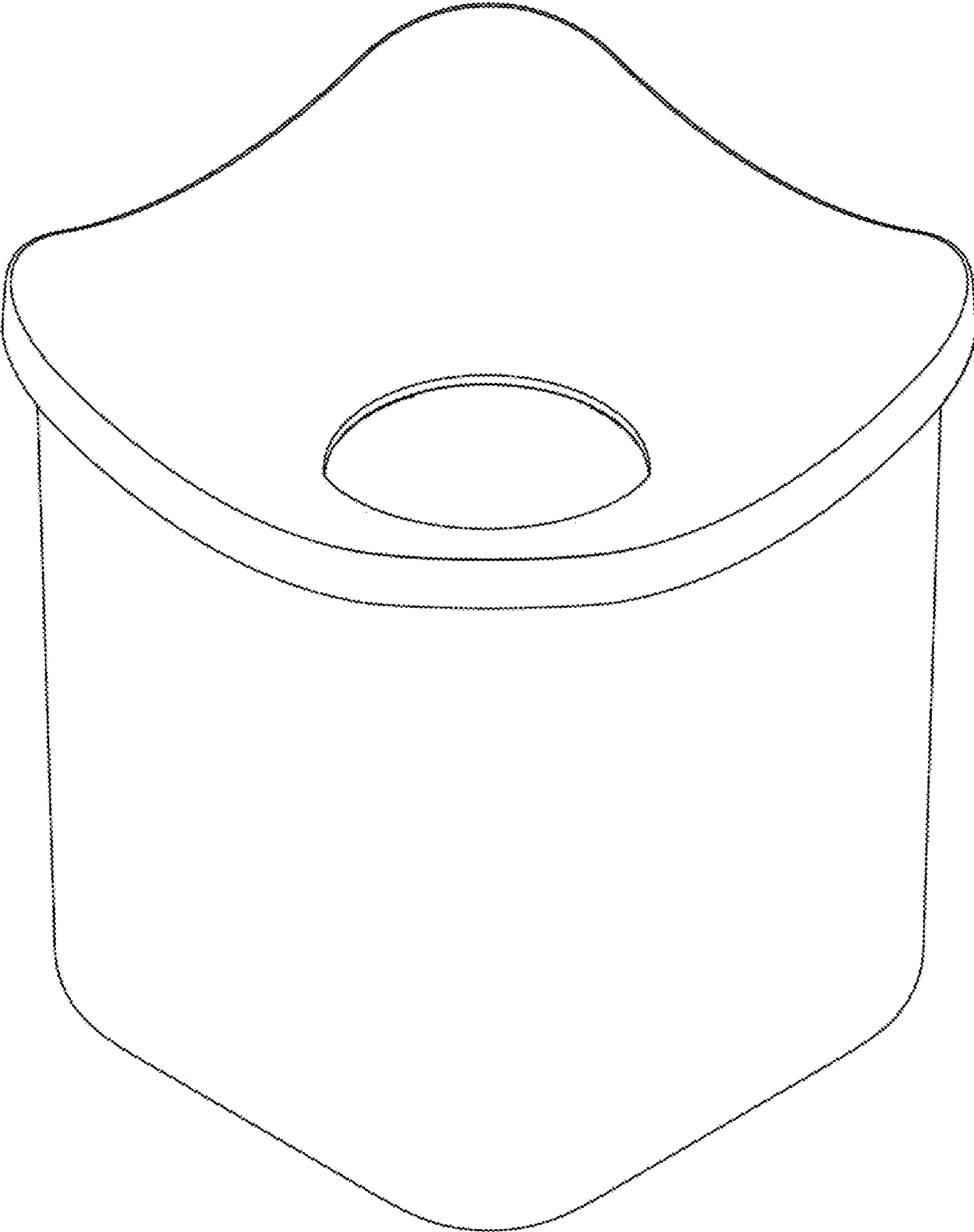


FIG. 6






FIG. 7