

US00D738163S

(12) **United States Design Patent**
Roth et al.

(10) **Patent No.:** **US D738,163 S**
(45) **Date of Patent:** **** Sep. 8, 2015**

(54) **CONTAINER**

(71) Applicant: **Cool Gear International, LLC,**
Plymouth, MA (US)

(72) Inventors: **Donna Roth,** Duxbury, MA (US); **John D. Mason,** Brockton, MA (US)

(73) Assignee: **Cool Gear International, LLC,**
Plymouth, MA (US)

(**) Term: **14 Years**

(21) Appl. No.: **29/490,722**

(22) Filed: **May 13, 2014**

(51) **LOC (10) Cl.** **07-01**

(52) **U.S. Cl.**

USPC **D7/517; D7/514; D7/520; D9/625**

(58) **Field of Classification Search**

USPC **D7/507, 509, 510, 511, 512, 514, 515, D7/516, 517, 520, 523, 533, 536, 543, 400, D7/399, 900, 397, 551.1; D9/435, 442, D9/420, 624, 625; D24/196, 197; 99/323, 99/323.3; 220/200, 703, 707, 705, 592.17**

CPC **A47G 19/22; A47G 19/2205; A47G 19/2211; A47G 19/2266**

See application file for complete search history.

(56) **References Cited**

U.S. PATENT DOCUMENTS

D117,550 S * 11/1939 Bergeron D7/517
D164,764 S * 10/1951 De Marsa D7/595
2,689,424 A * 9/1954 Clagett 40/324
D199,071 S * 9/1964 Figueras D7/536

D242,684 S * 12/1976 Meeker D7/556
D244,167 S * 5/1977 McCormick D7/517
D468,969 S * 1/2003 Lipson D7/517
D517,419 S * 3/2006 Kelleghan D9/616
D519,035 S * 4/2006 Kelleghan D9/616
D589,360 S * 3/2009 Alexander D9/626
D636,636 S * 4/2011 Glaser et al. D7/517
D664,396 S * 7/2012 Strobel et al. D7/516
D691,415 S * 10/2013 Mason D7/396.2
D709,730 S * 7/2014 Eckart et al. D7/396.4
D718,571 S * 12/2014 Eckart et al. D7/396.1
D719,406 S * 12/2014 Mason D7/517

* cited by examiner

Primary Examiner — Marianne Pandozzi

Assistant Examiner — Jae Liang

(74) *Attorney, Agent, or Firm* — Mintz Levin Cohn Ferris Glovsky and Popeo, P.C.; Steve Jensen; Richard B. Emmons

(57) **CLAIM**

The ornamental design for a container, as shown and described.

DESCRIPTION

FIG. 1 is a perspective view of a container showing our new design;

FIG. 2 is a front view thereof;

FIG. 3 is a rear view thereof;

FIG. 4 is a left side view thereof;

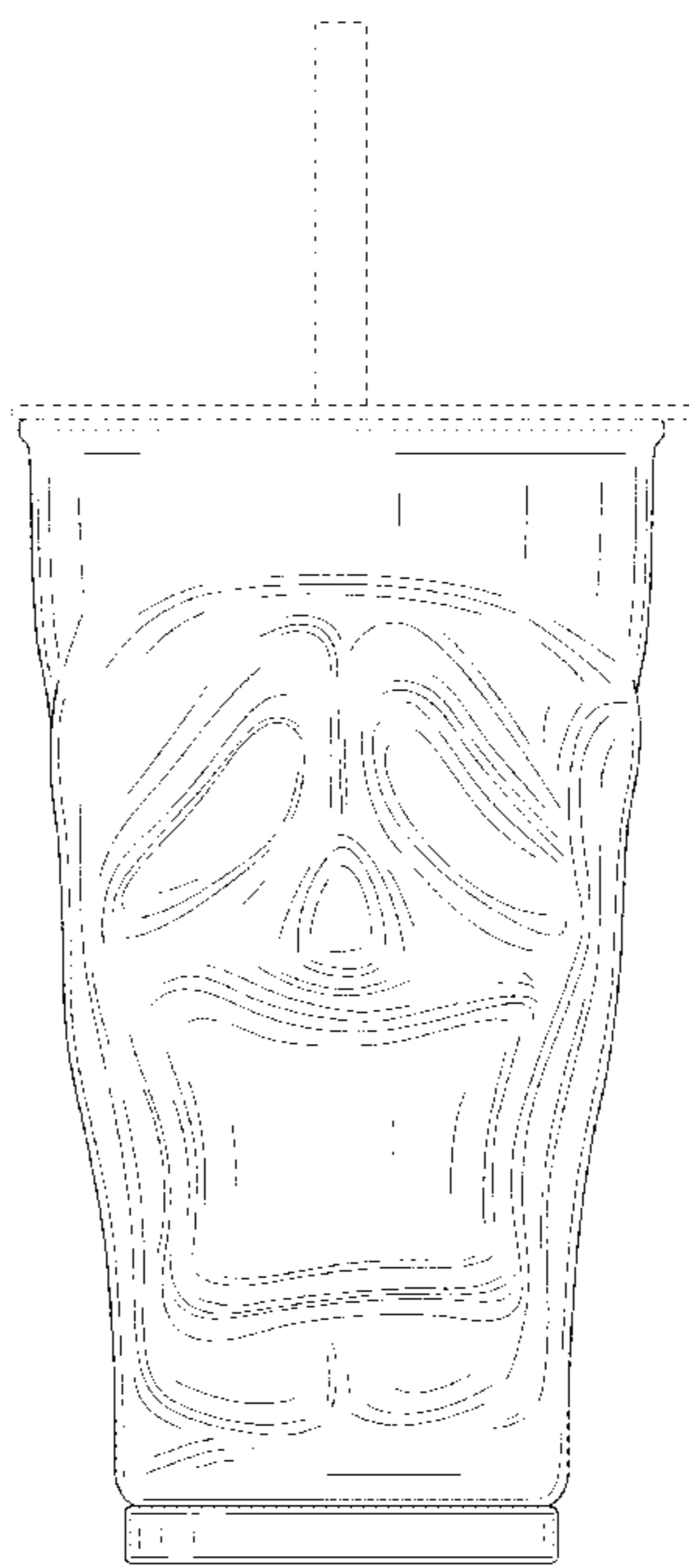
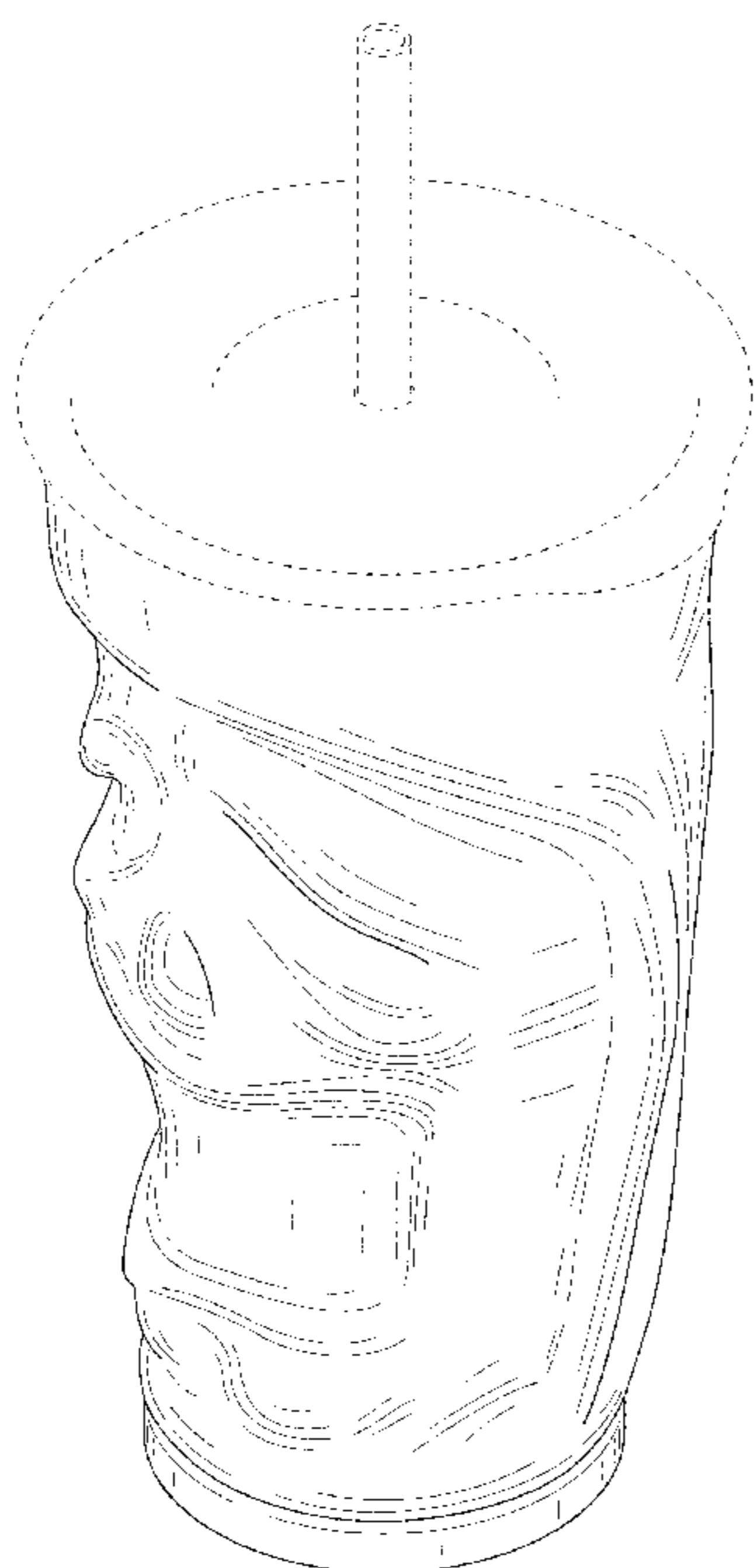
FIG. 5 is a right side view thereof;

FIG. 6 is a top view thereof; and,

FIG. 7 is a bottom thereof.

The broken line showing in the figure drawings are included for the purpose of illustration and form no part of the claimed design.

1 Claim, 6 Drawing Sheets



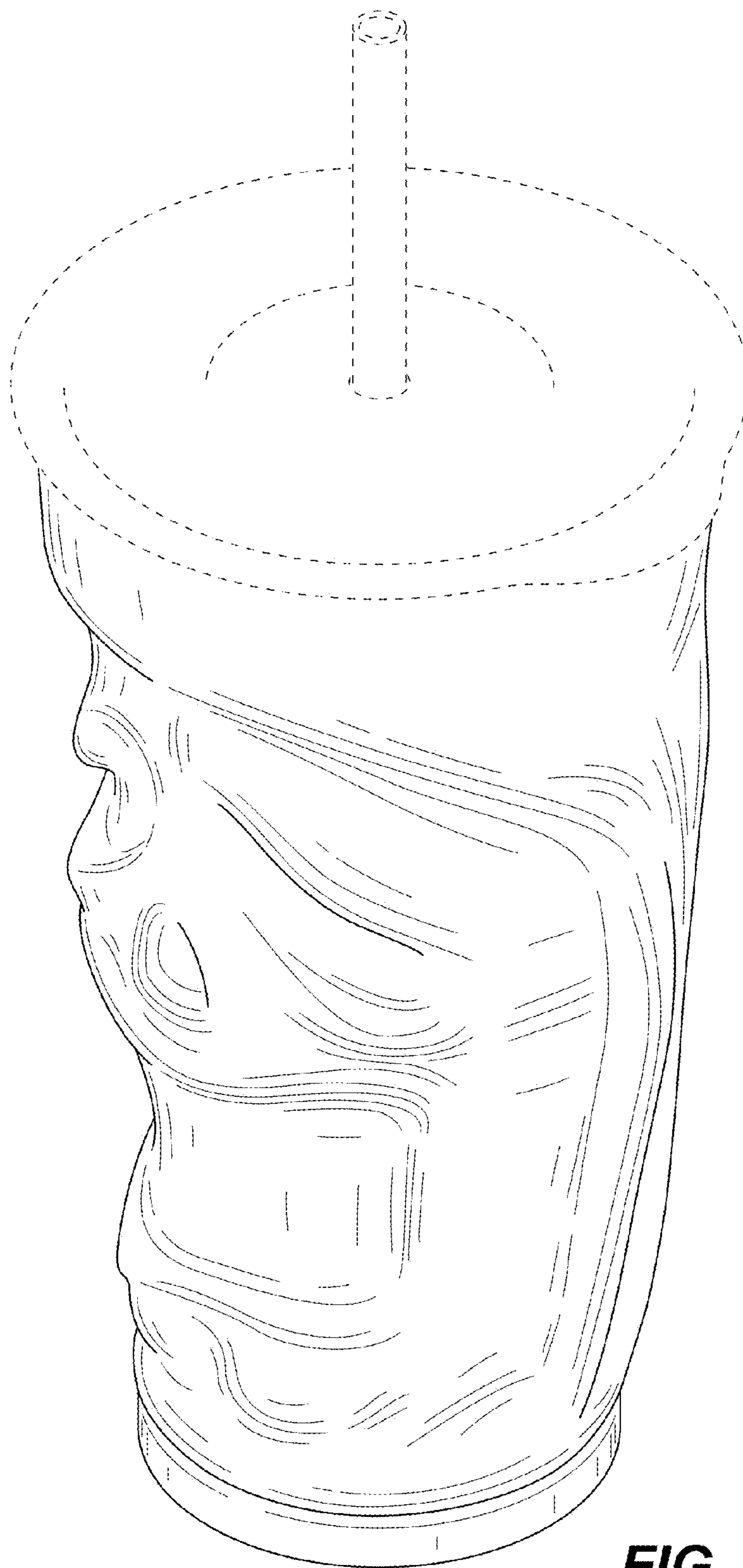


FIG. 1




FIG. 2




FIG. 3



FIG. 4

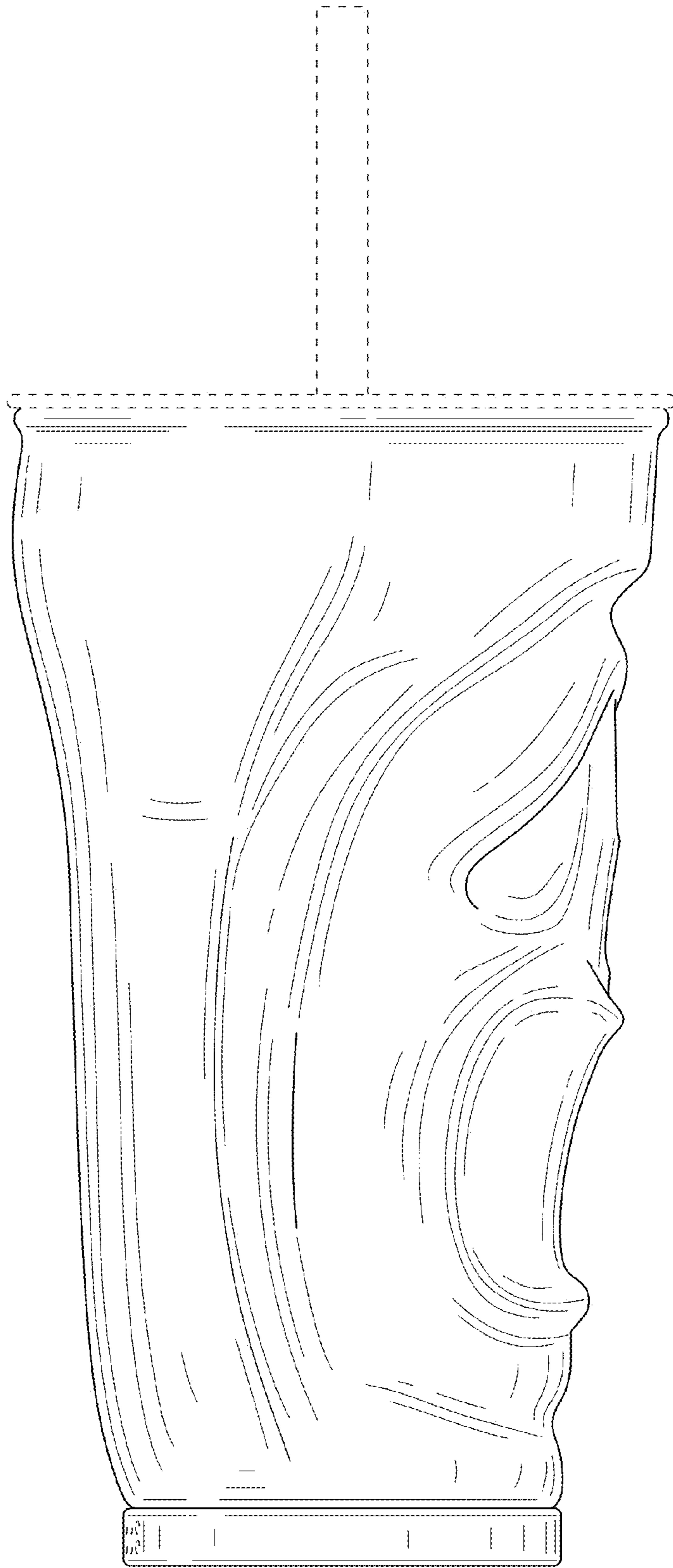


FIG. 5

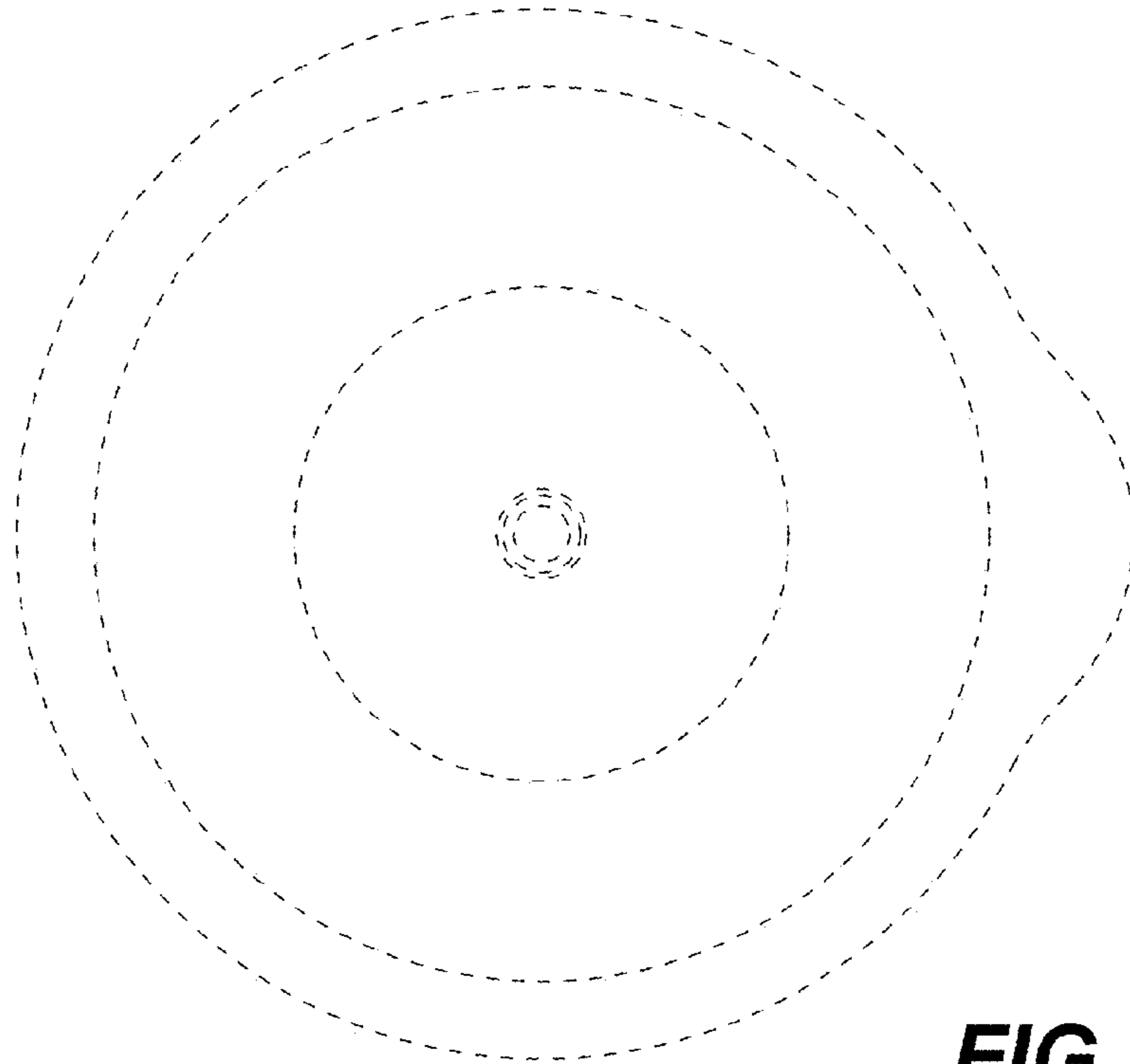


FIG. 6

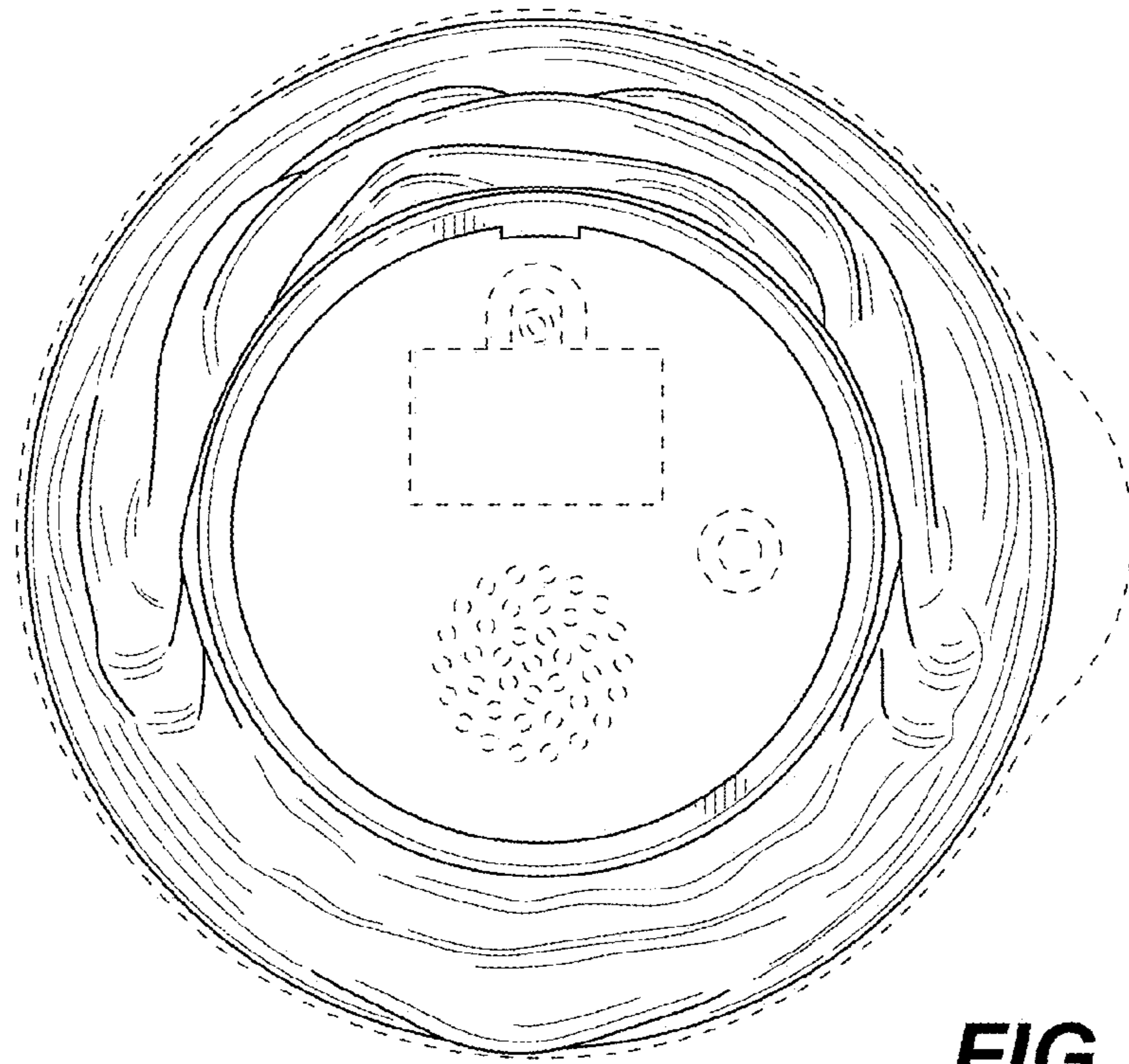


FIG. 7