



US00D738151S

(12) **United States Design Patent**  
**Weseman et al.**

(10) **Patent No.:** **US D738,151 S**  
(45) **Date of Patent:** **\*\* Sep. 8, 2015**

(54) **BEVERAGE DISPENSING MACHINE**

(71) Applicants: **Kurt Weseman**, New Haven, CT (US);  
**Alekandr Ananin**, Hamden, CT (US)

(72) Inventors: **Kurt Weseman**, New Haven, CT (US);  
**Alekandr Ananin**, Hamden, CT (US)

(73) Assignee: **La Vit Technology LLC**, New York, NY  
(US)

(\*\*) Term: **14 Years**

(21) Appl. No.: **29/487,197**

(22) Filed: **Apr. 7, 2014**

(51) **LOC (10) Cl.** ..... **07-01**

(52) **U.S. Cl.**  
USPC ..... **D7/306; D7/311**

(58) **Field of Classification Search**  
USPC ..... D7/306-311, 305, 300, 313; 99/279,  
99/284, 290, 280, 299, 307, 323.1;  
222/23, 129.1; 62/395; D20/1  
CPC ..... A47J 31/44; B67D 1/0041; B67D 3/00  
See application file for complete search history.

(56) **References Cited**

**U.S. PATENT DOCUMENTS**

2,737,880 A \* 3/1956 Johnson ..... 99/305  
D206,519 S \* 12/1966 Wolfe ..... D7/308

D274,028	S	*	5/1984	Jeans	.....	D7/308
D562,051	S	*	2/2008	Hulett et al.	.....	D7/306
D597,368	S	*	8/2009	Steiner	.....	D7/309
D613,112	S	*	4/2010	Lippert et al.	.....	D7/397
D623,461	S	*	9/2010	Ashbridge	.....	D7/306
D666,864	S	*	9/2012	Dahlstrom	.....	D7/309
D675,054	S	*	1/2013	Agostini et al.	.....	D7/309
D699,501	S	*	2/2014	Arora et al.	.....	D7/307
D702,237	S	*	4/2014	Oberpriller et al.	.....	D14/423
D713,668	S	*	9/2014	Metaxatos et al.	.....	D7/309
D719,390	S	*	12/2014	De Pra	.....	D7/309
D723,315	S	*	3/2015	Wilder et al.	.....	D7/306
2014/0272076	A1	*	9/2014	Nevin et al.	.....	426/590
2015/0013546	A1	*	1/2015	Kastor	.....	99/300

\* cited by examiner

*Primary Examiner* — Marianne Pandozzi

(57) **CLAIM**

The ornamental design for a beverage dispensing machine, as shown and described.

**DESCRIPTION**

FIG. 1 is a front view of a beverage dispensing machine showing our new design;

FIG. 2 is a right side view thereof, the left side being a mirror image thereof;

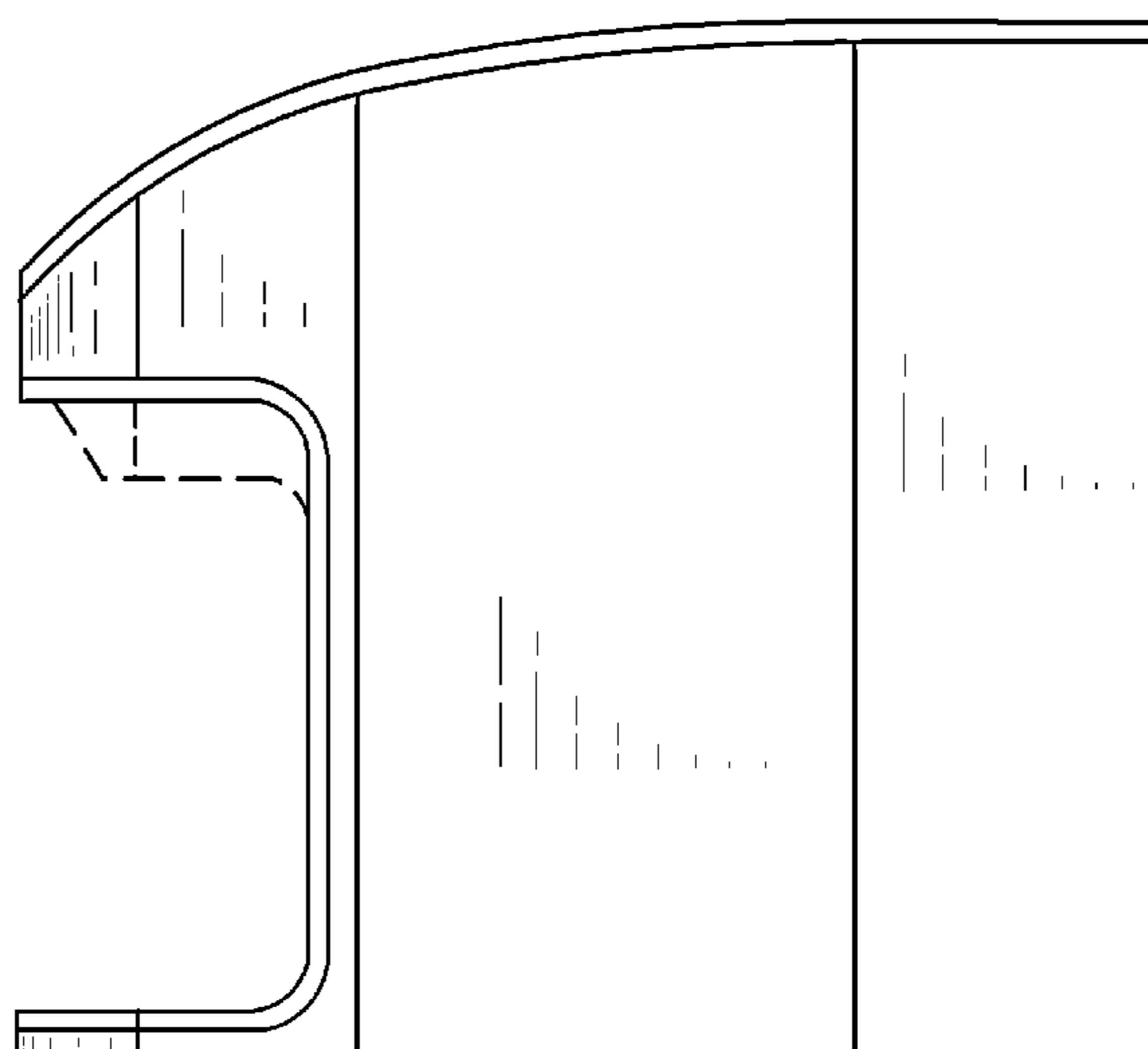
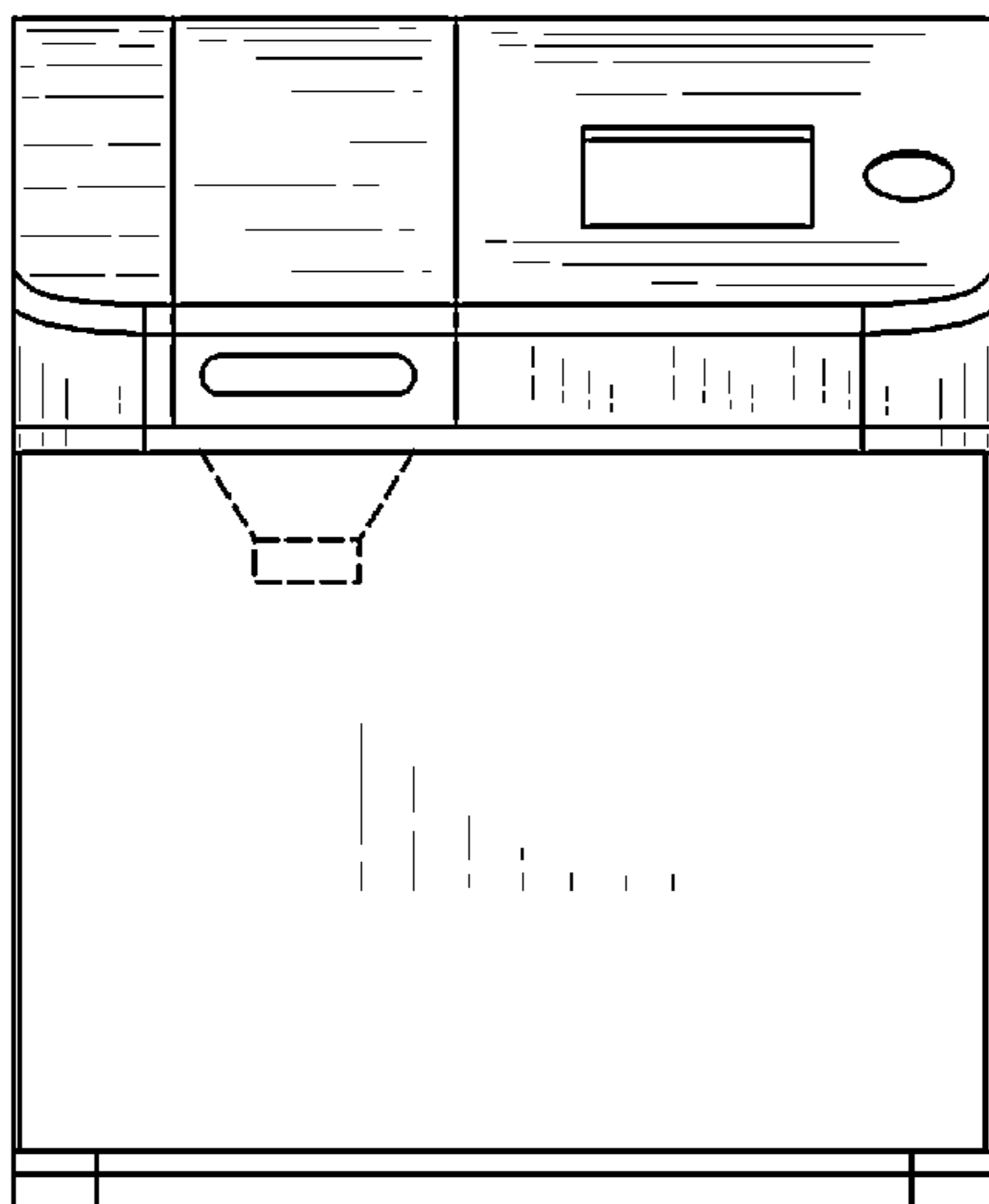
FIG. 3 is an top view thereof.

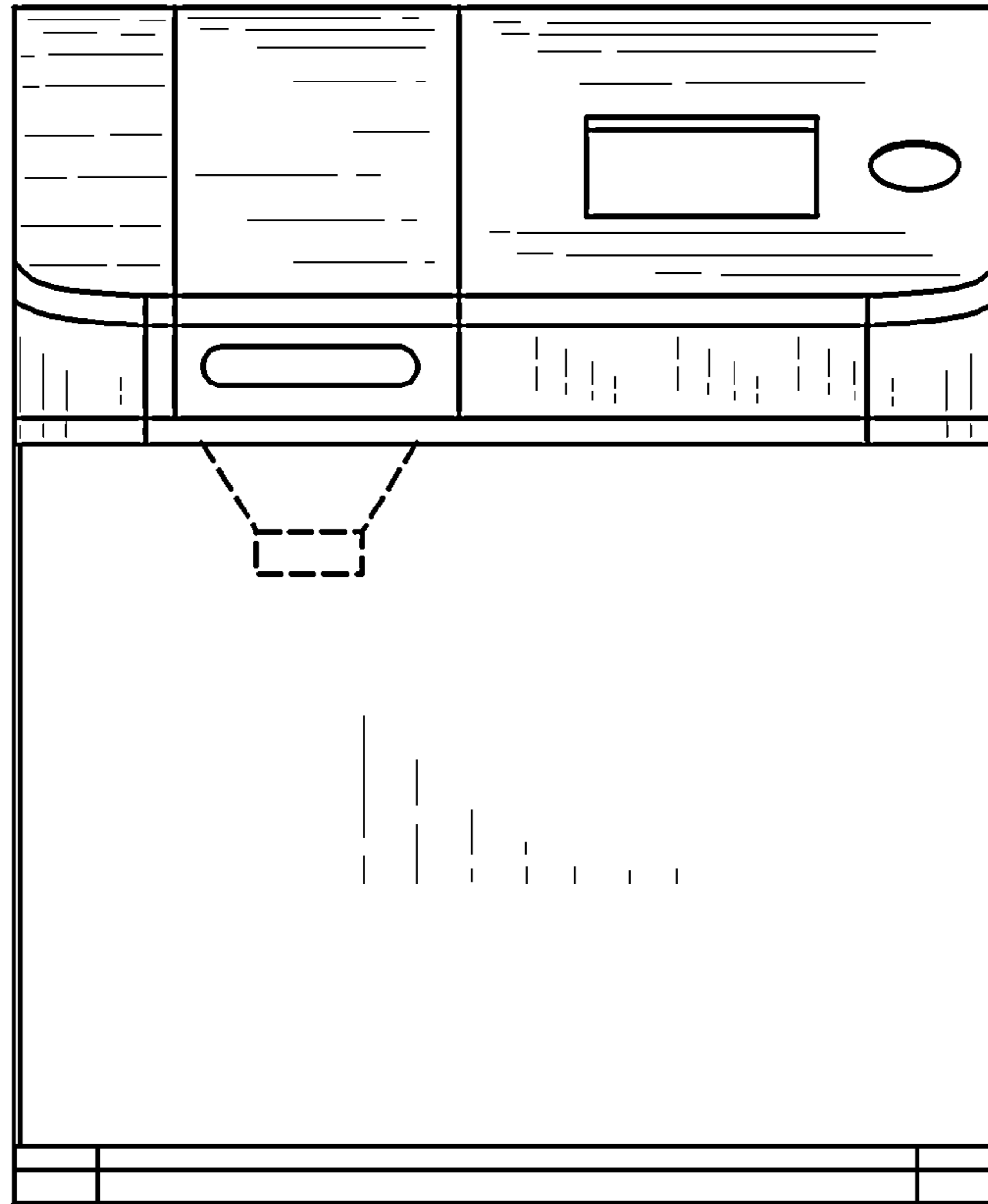
FIG. 4 is a back view thereof; and,

FIG. 5 is a bottom view thereof.

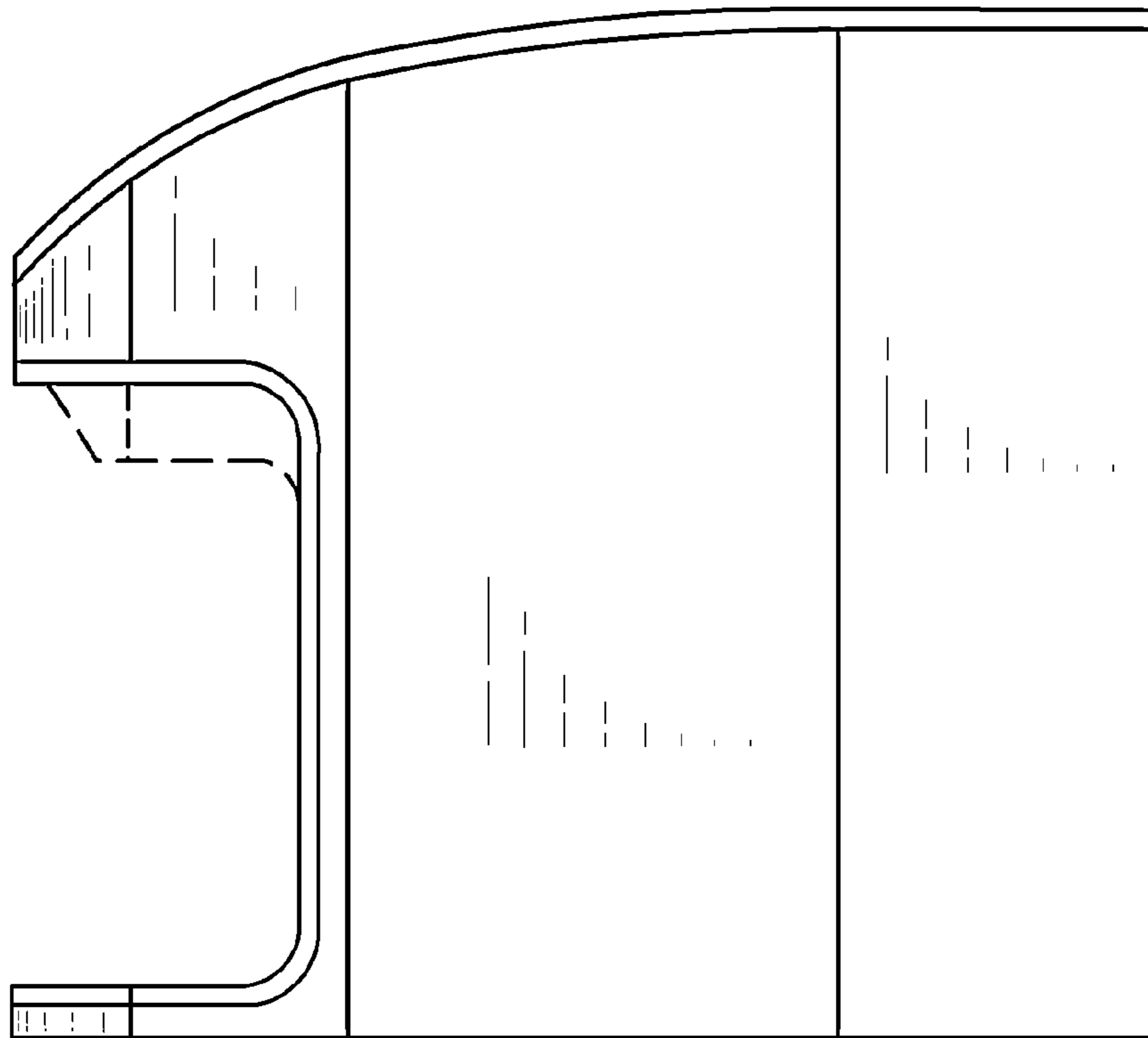
The broken lines in the drawings are included for the purpose of illustration and form no part of the claimed design.

**1 Claim, 5 Drawing Sheets**

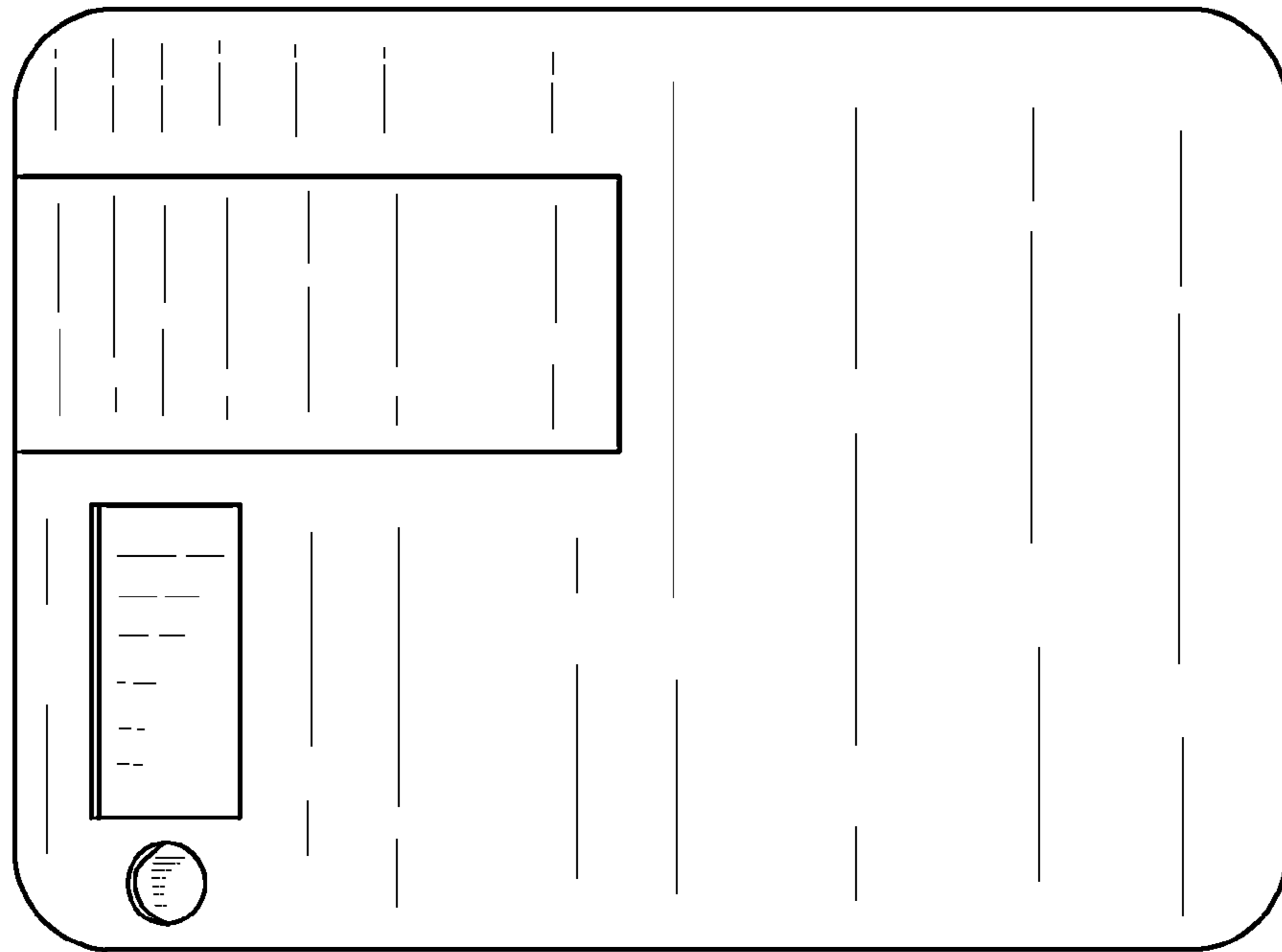





**FIG. 1**



**FIG. 2**



**FIG. 3**



**FIG. 4**



**FIG. 5**