



US00D738082S

(12) **United States Design Patent**  
**Ho**

(10) **Patent No.:** **US D738,082 S**  
(45) **Date of Patent:** **\*\* Sep. 8, 2015**

(54) **CUSHION INSOLE**

(71) Applicant: **Hoi Ming Michael Ho**, Ontario (CA)

(72) Inventor: **Hoi Ming Michael Ho**, Ontario (CA)

(\*\*) Term: **14 Years**

(21) Appl. No.: **29/504,780**

(22) Filed: **Oct. 9, 2014**

(51) **LOC (10) Cl.** ..... **02-04**

(52) **U.S. Cl.**  
USPC ..... **D2/961**

(58) **Field of Classification Search**  
USPC ..... D2/896, 946, 947, 949, 950, 961, 968,  
D2/951, 953, 954, 955, 956, 960; 36/83,  
36/88, 89, 91, 92, 93, 25 R, 28, 29, 30 R,  
36/30 A, 32 R, 34 R, 35 R, 34 A, 43, 44, 145,  
36/153, 154, 155

CPC ..... A43B 7/14; A43B 7/1405; A43B 7/141;  
A43B 7/1415; A43B 7/142; A43B 7/1425;  
A43B 7/143; A43B 7/1435; A43B 7/144;  
A43B 7/145; A43B 7/1455; A43B 7/146;  
A43B 7/1465; A43B 7/1475; A43B 7/148;  
A43B 7/1485; A43B 7/149; A43B 7/28;  
A43B 7/30; A43B 7/32; A43B 13/00; A43B  
13/02; A43B 13/04; A43B 13/14; A43B  
13/141; A43B 13/40; A43B 13/38; A43B  
9/00; A43B 9/125; A43B 17/00; A43B  
17/003; A43B 17/006; A43B 17/026; A43B  
17/03; A43B 17/02; A43B 17/14

See application file for complete search history.

(56) **References Cited**

**U.S. PATENT DOCUMENTS**

3,253,601 A \* 5/1966 Scholl ..... 36/153  
3,256,621 A \* 6/1966 Linton ..... 36/3 B  
D298,583 S \* 11/1988 Yung-Mao ..... D2/961  
D315,634 S \* 3/1991 Yung-Mao ..... D2/954

D373,013 S \* 8/1996 Rosetta ..... D2/961  
D407,194 S \* 3/1999 Brandt et al. .... D2/961  
D471,001 S \* 3/2003 Beck ..... D2/961  
D474,331 S \* 5/2003 Dean ..... D2/961  
D474,588 S \* 5/2003 Dean ..... D2/961  
D495,861 S \* 9/2004 Georgiou et al. .... D2/961  
D576,396 S \* 9/2008 Wolff ..... D2/961  
D591,494 S \* 5/2009 Jolicoeur ..... D2/961  
D604,033 S \* 11/2009 Feldman ..... D2/961  
D626,321 S \* 11/2010 Cagner ..... D2/961  
D657,543 S \* 4/2012 Bove ..... D2/961  
D664,754 S \* 8/2012 Klein et al. .... D2/961

(Continued)

*Primary Examiner* — Elizabeth J Oswecki

(74) *Attorney, Agent, or Firm* — Bacon & Thomas, PLLC

(57) **CLAIM**

The ornamental design for a cushion insole, as shown and described.

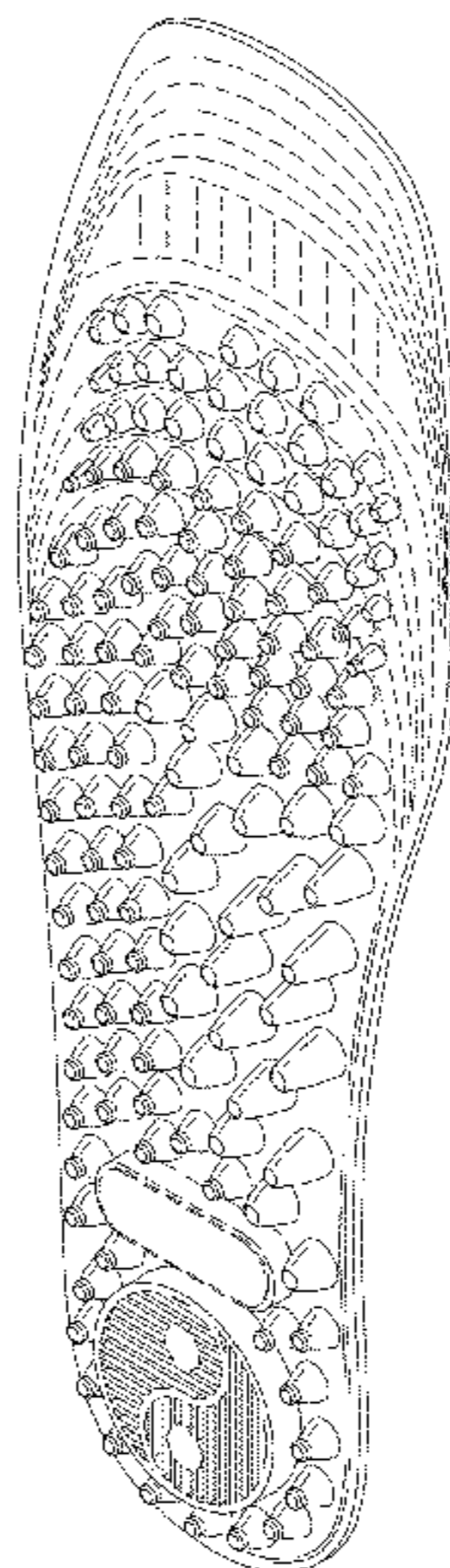
**DESCRIPTION**

FIG. 1 is a perspective view of a cushion insole showing my new design for use on the right foot;  
FIG. 2 is a front elevational view of the cushion insole of FIG. 1;  
FIG. 3 is a rear elevational view of the cushion insole of FIG. 1;  
FIG. 4 is a left side elevational view of the cushion insole of FIG. 1;  
FIG. 5 is a right side elevational view of the cushion insole of FIG. 1;  
FIG. 6 is a top plan view of the cushion insole of FIG. 1;  
FIG. 7 is a bottom plan view of the cushion insole of FIG. 1; and,  
FIG. 8 is a rear perspective view of the cushion insole of FIG. 1.

A cushion insole for use on the left foot will have views which are mirror images of FIGS. 1-8.

The broken lines shown in the drawings represent portions of the cushion insole that form no part of the claimed design.

**1 Claim, 7 Drawing Sheets**



# US D738,082 S

Page 2

---

(56)

## References Cited

### U.S. PATENT DOCUMENTS

D665,566 S *	8/2012	Klein et al. ....	D2/961	
D714,040 S *	9/2014	Lo .....	D2/961	* cited by examiner
D728,916 S *	5/2015	Vasyli .....	D2/961	
D734,010 S *	7/2015	Fischer et al. ....	D2/961	
D734,011 S *	7/2015	Lu .....	D2/961	

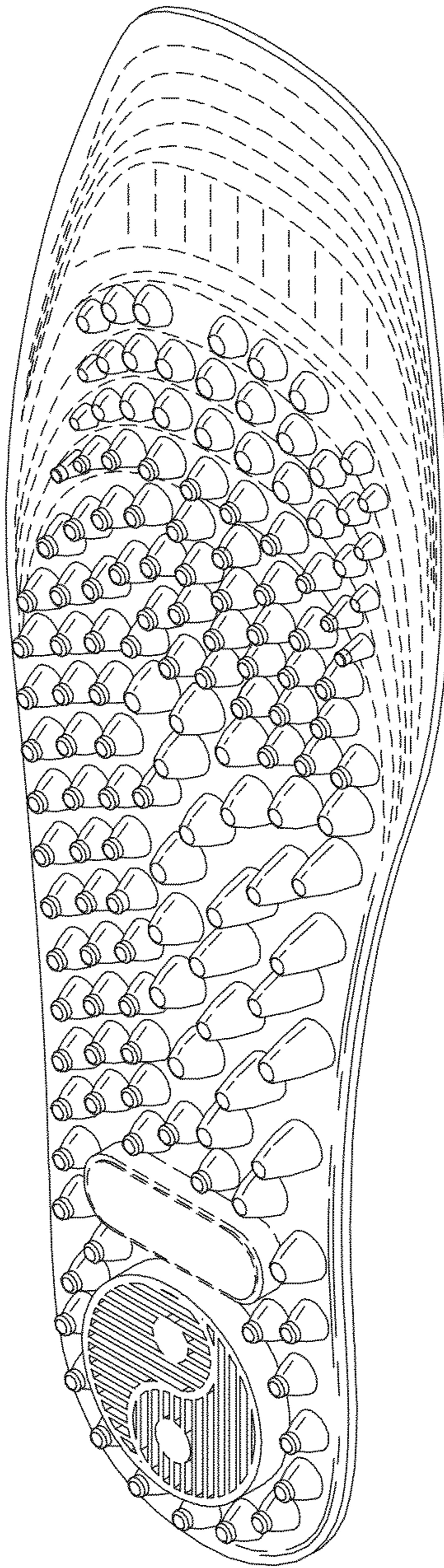


FIG. 1

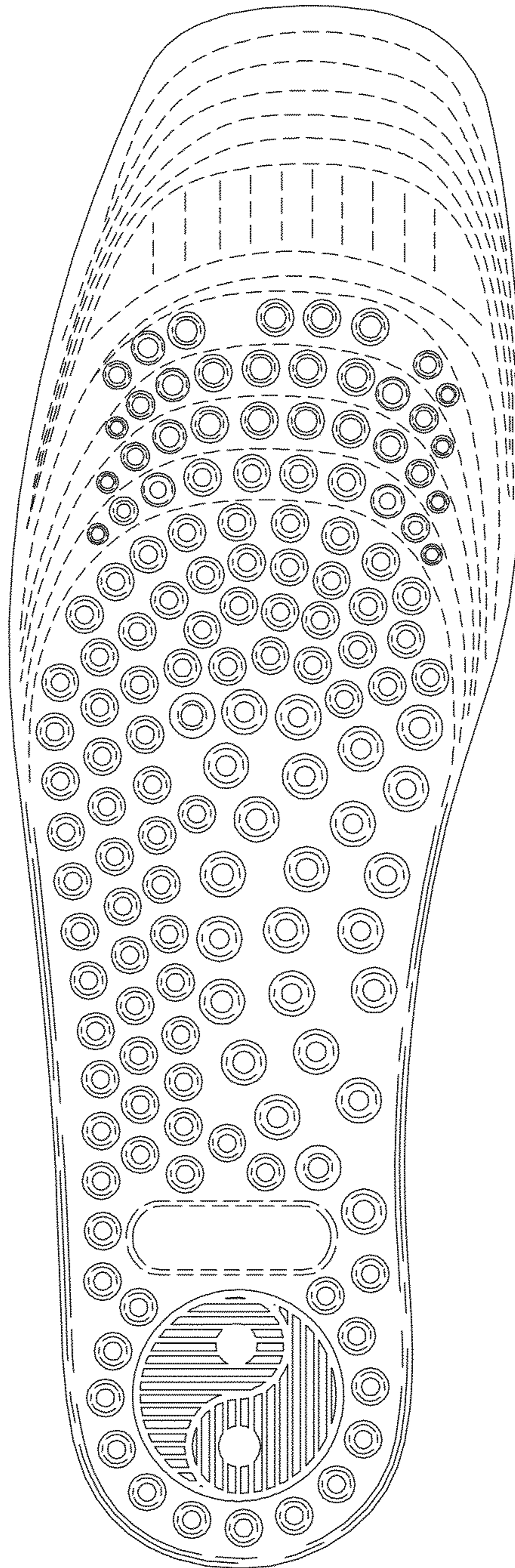


FIG. 2

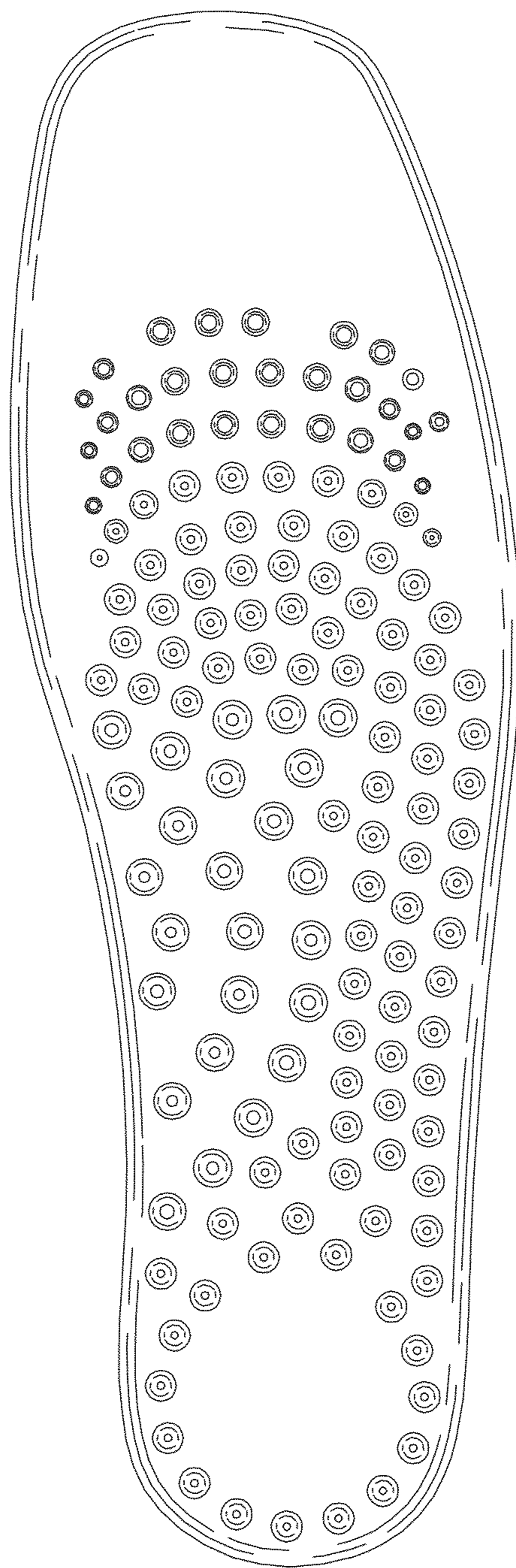


FIG. 3

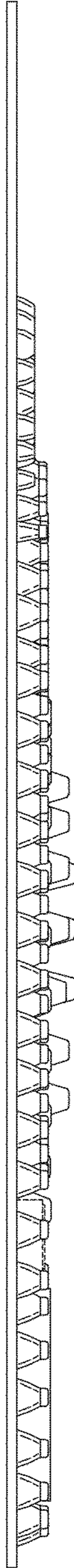


FIG. 4

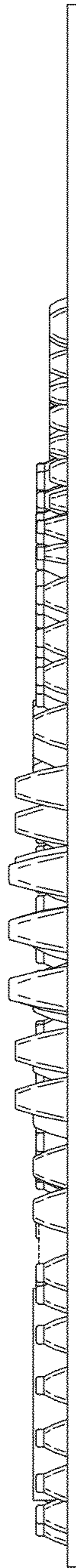


FIG. 5

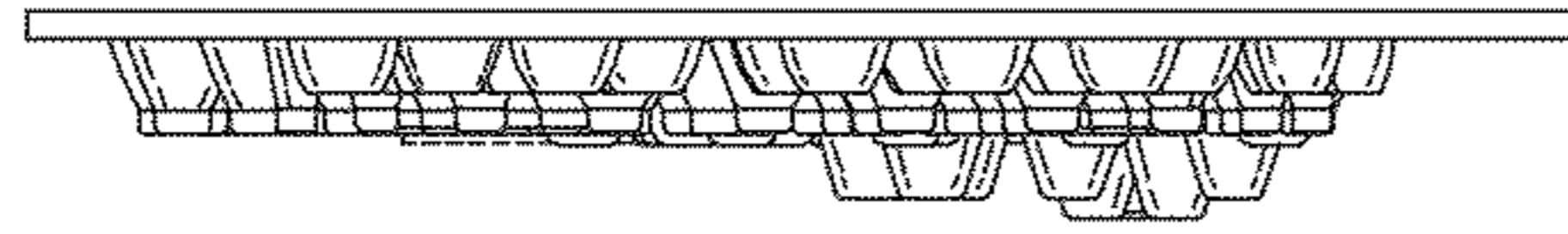


FIG. 6

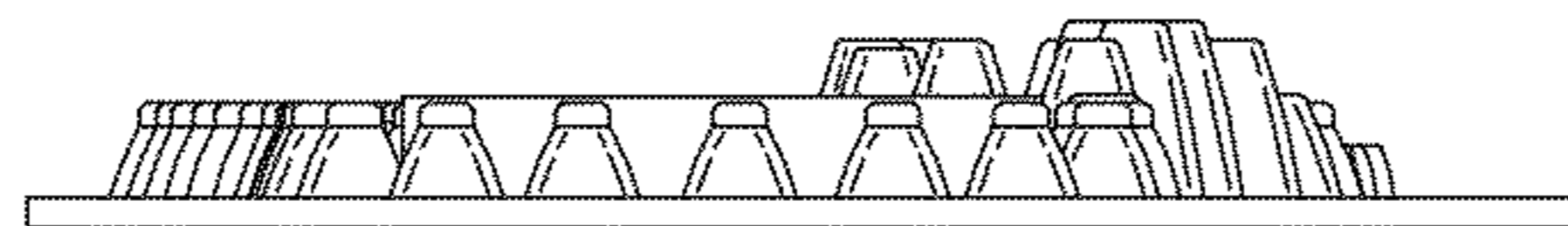


FIG. 7



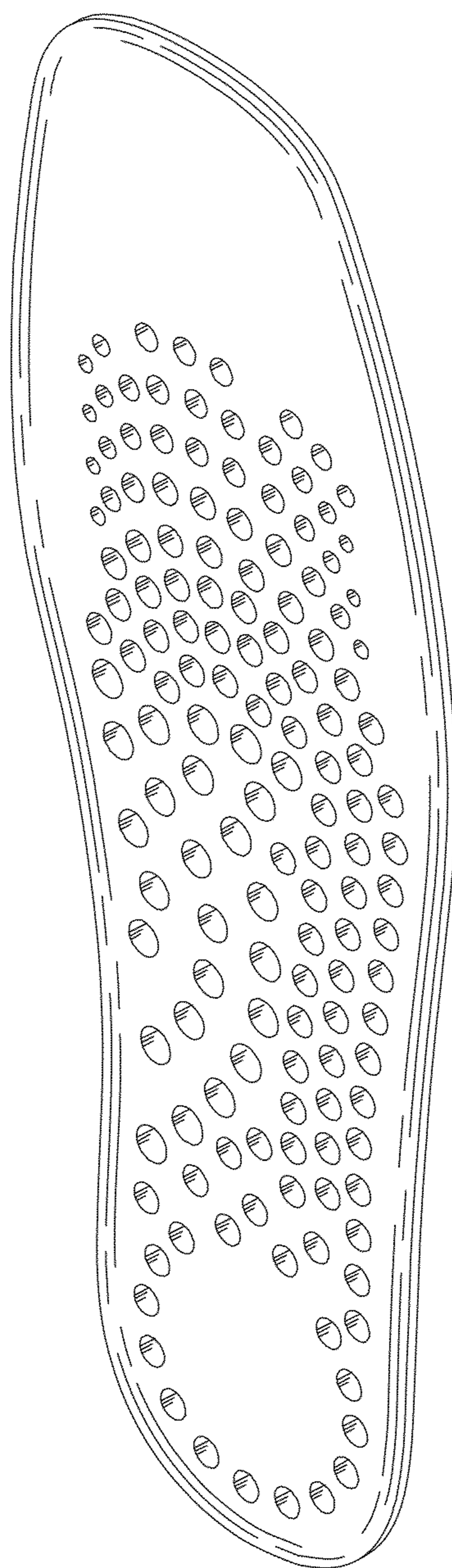


FIG. 8