



US00D738066S

(12) **United States Design Patent**
Mederer

(10) **Patent No.:** **US D738,066 S**
(45) **Date of Patent:** **** Sep. 8, 2015**

- (54) **FRUIT GUM CANDY**
- (71) Applicant: **Mederer GmbH**, Fürth (DE)
- (72) Inventor: **Herbert Mederer**, Fürth (DE)
- (73) Assignee: **Mederer GmbH**, Fürth (DE)
- (**) Term: **14 Years**
- (21) Appl. No.: **29/454,635**
- (22) Filed: **May 13, 2013**

D161,545 S *	1/1951	Shinn	D21/608
D190,598 S *	6/1961	Manzardo	D8/348
D262,007 S *	11/1981	Carbajales Santa-Eulalia et al.	D11/162
D273,125 S *	3/1984	Nakao et al.	D21/585
D277,496 S *	2/1985	Daugherty	D21/608
D316,922 S *	5/1991	Alpers et al.	D1/110
D318,748 S *	8/1991	Alpers et al.	D1/110
D425,149 S *	5/2000	Shibuya	D21/608
D496,494 S *	9/2004	Hood	D28/67
D532,058 S *	11/2006	Boutin	D21/608
D549,865 S *	8/2007	van der Lande	D26/47
D645,712 S *	9/2011	Wong	D7/667
D646,612 S *	10/2011	West	D12/190
D662,313 S *	6/2012	van der Lande	D3/211

(30) **Foreign Application Priority Data**

Nov. 19, 2012 (EM) 002 138 479-0001

(51) **LOC (10) Cl.** **01-01**

(52) **U.S. Cl.**
USPC **D1/107**

(58) **Field of Classification Search**
USPC D1/100-130, 199; 426/104, 115, 121,
426/129, 130, 144, 273, 274, 303, 414, 517,
426/518, 803; D21/585, 608; D8/348; 43/3;
D28/67; D7/593, 595, 667; D3/211;
D12/190; D26/47; D11/162
See application file for complete search history.

(56) **References Cited**

U.S. PATENT DOCUMENTS

D66,243 S *	12/1924	Negbaur	D7/595
D155,254 S *	9/1949	Wolf	D21/608
D159,127 S *	6/1950	Allen et al.	D21/608
D161,521 S *	1/1951	Palmer	D1/107

* cited by examiner

Primary Examiner — Deanna L Pratt

Assistant Examiner — Katie Mroczka

(74) *Attorney, Agent, or Firm* — McGlew and Tuttle, P.C.

(57) **CLAIM**

The ornamental design for a fruit gum candy, as shown and described.

DESCRIPTION

FIG. 1 is a front view of a fruit gum candy, showing my new design;

FIG. 2 is a rear view thereof;

FIG. 3 is a top view thereof;


FIG. 4 is a bottom view thereof;

FIG. 5 is a lateral view (right side) thereof;

FIG. 6 is a lateral view (left side) thereof; and,

FIG. 7 is a perspective view thereof.

1 Claim, 4 Drawing Sheets






Fig. 1




Fig. 2

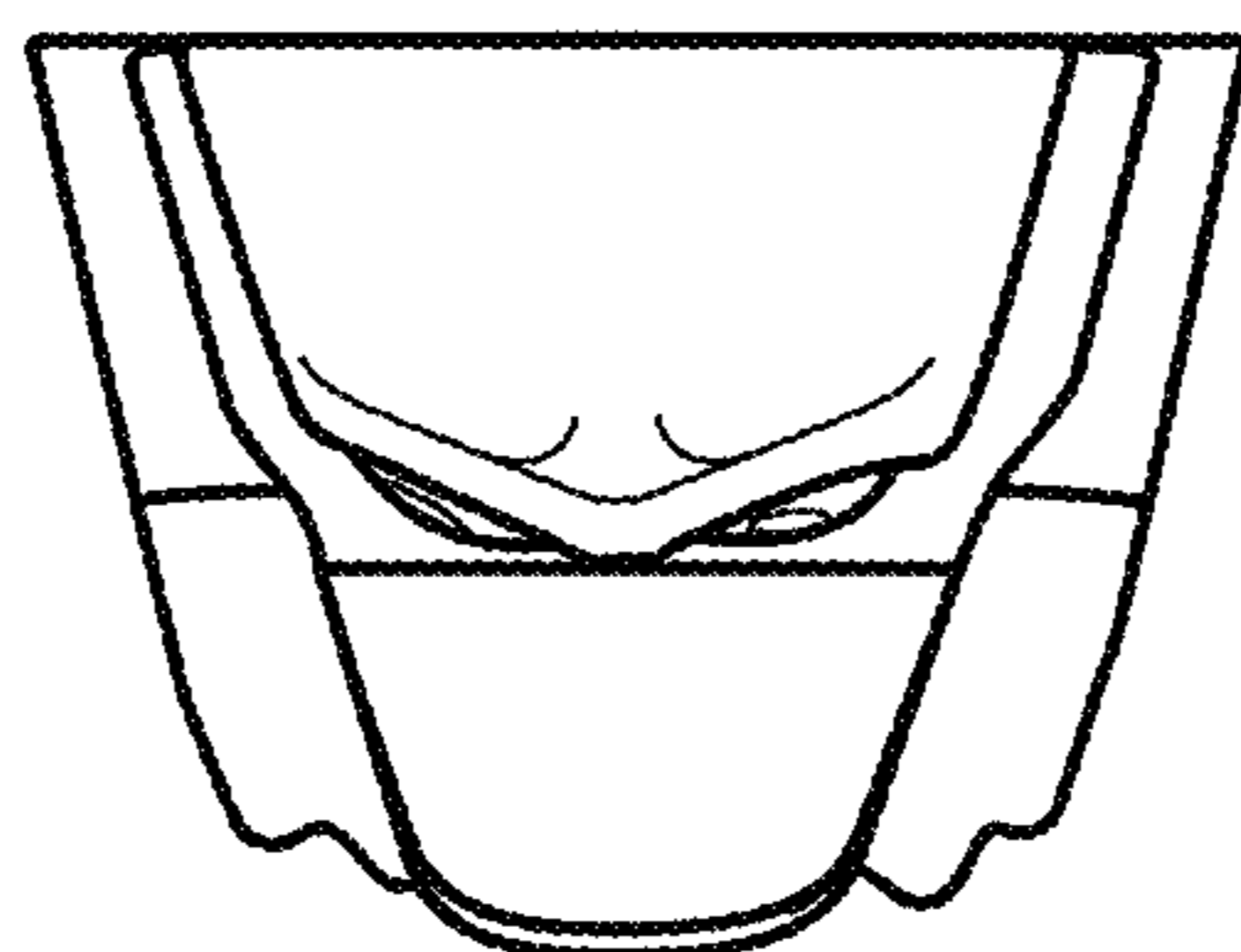


Fig. 3

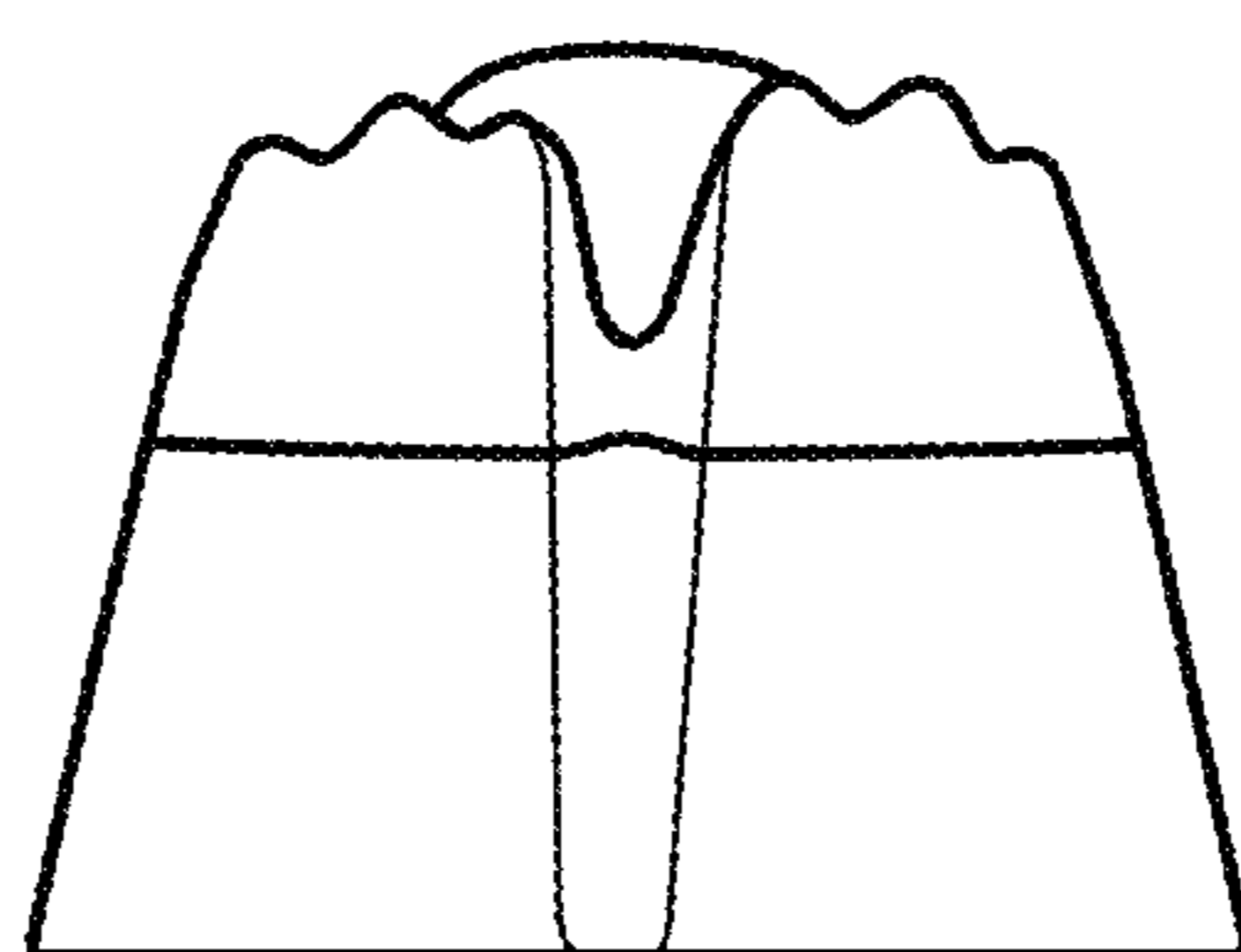


Fig. 4

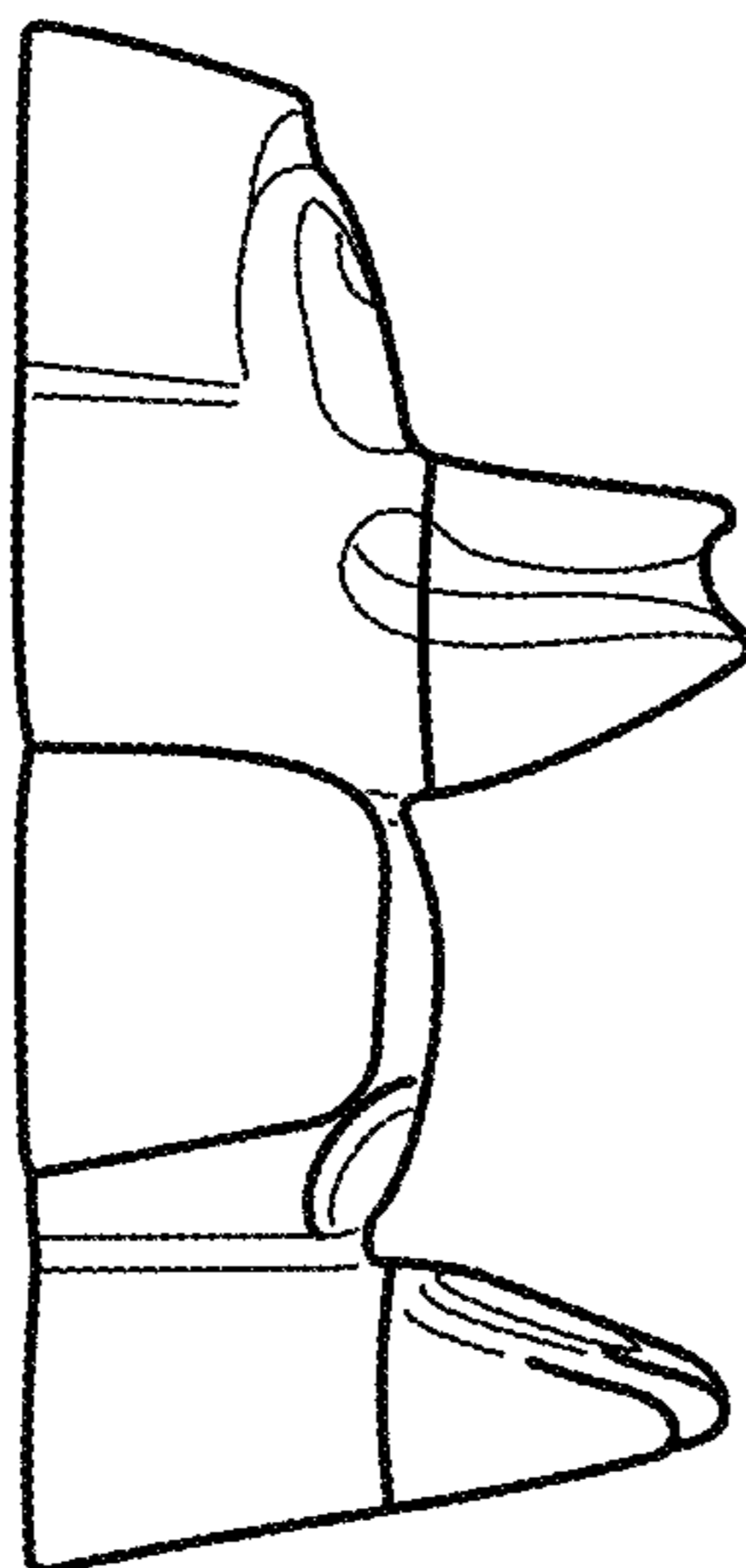


Fig. 5

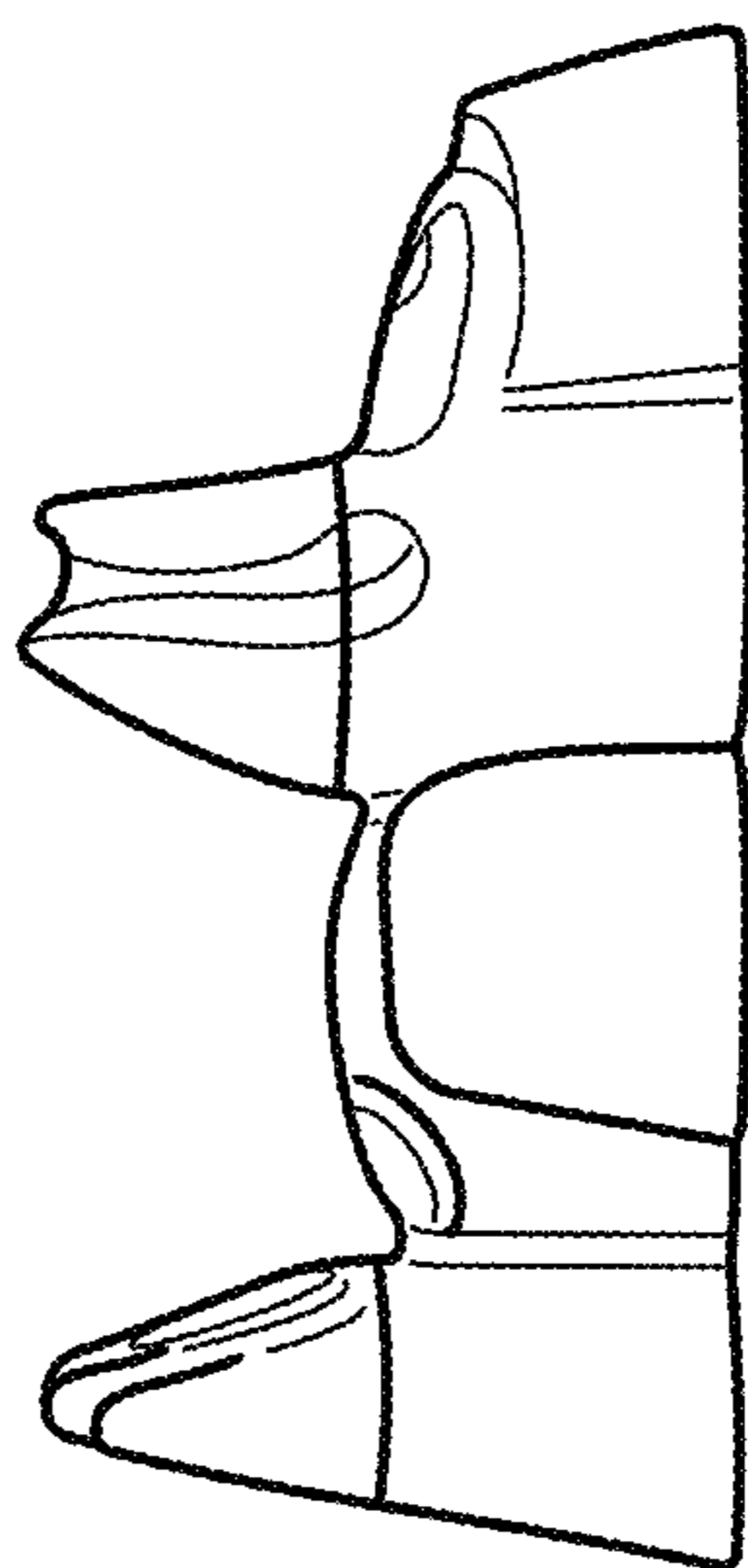


Fig. 6

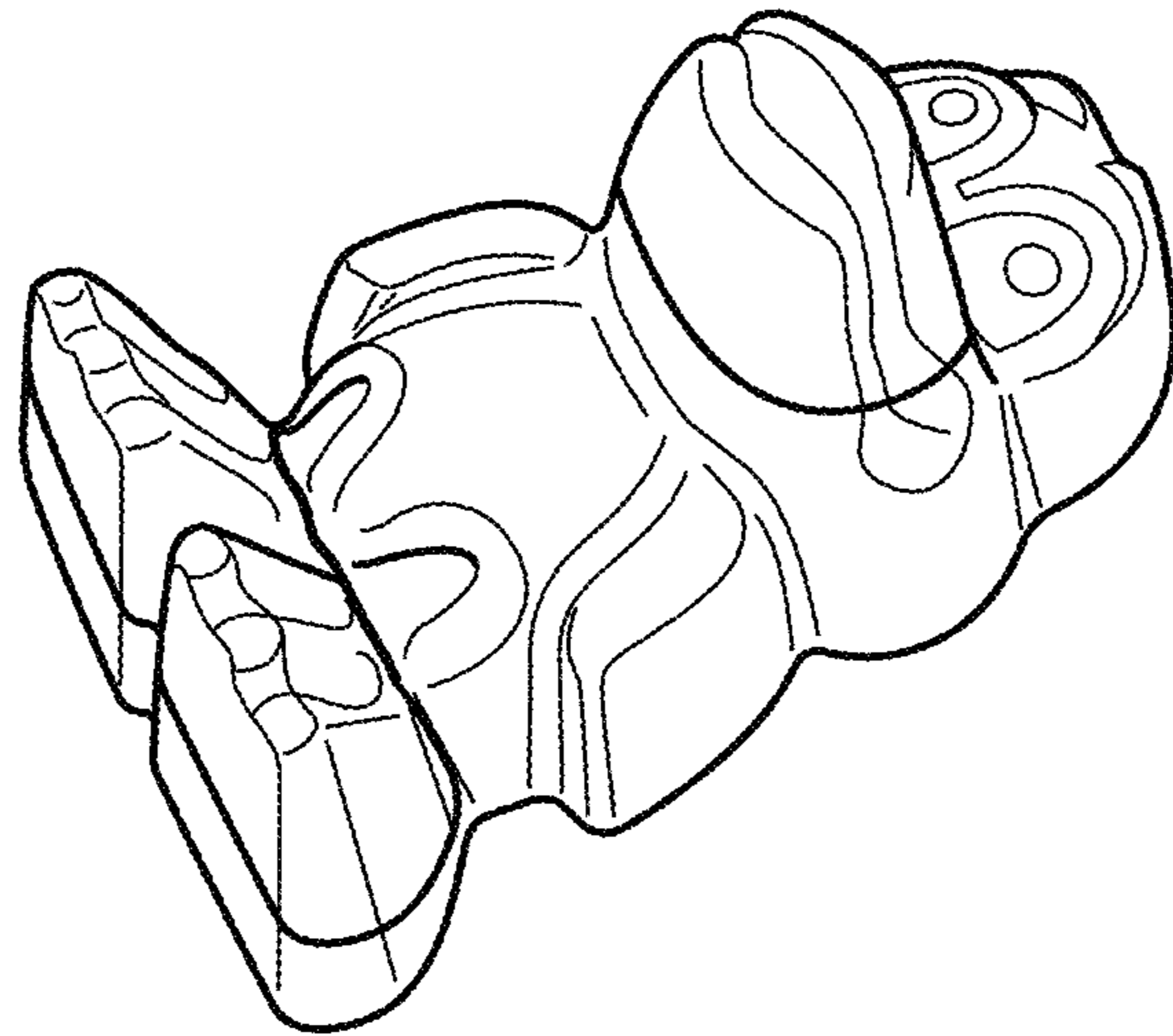


Fig. 7