



US00D738055S

(12) **United States Design Patent**
Luedke et al.

(10) **Patent No.:** **US D738,055 S**

(45) **Date of Patent:** **** Sep. 1, 2015**

(54) **VACUUM CLEANER BASE**

(56)

References Cited

- (71) Applicant: **BISSELL Homecare, Inc.**, Grand Rapids, MI (US)
- (72) Inventors: **Adam Luedke**, Grand Rapids, MI (US); **Meghan M. Raven**, Grand Rapids, MI (US); **James Dangora**, Chicago, IL (US); **Clifford Krapfl**, Chicago, IL (US)
- (73) Assignee: **BISSELL Homecare, Inc.**, Grand Rapids, MI (US)
- (**) Term: **14 Years**
- (21) Appl. No.: **29/480,116**
- (22) Filed: **Jan. 23, 2014**
- (51) **LOC (10) Cl.** **15-05**
- (52) **U.S. Cl.**
USPC **D32/32**
- (58) **Field of Classification Search**
USPC D32/31, 21, 22, 24, 34; 15/350–353, 15/361–362, 347, 410–411, 414, 320–322, 15/329, 335, 246.2, 1.7, 340.2, DIG. 10; 55/345
CPC A47L 5/24; A47L 11/34; A47L 5/362; A47L 19/1666; A47L 9/325; B01D 45/12; B01D 50/002

U.S. PATENT DOCUMENTS

D411,669	S	*	6/1999	Wareham	D32/32
D427,399	S	*	6/2000	Thur et al.	D32/33
D463,080	S	*	9/2002	Farone et al.	D32/32
D487,602	S	*	3/2004	Roberts et al.	D32/32
D506,586	S	*	6/2005	Carr et al.	D32/32
D553,314	S	*	10/2007	Parr et al.	D32/32
D564,157	S	*	3/2008	Seon	D32/32
D571,066	S	*	6/2008	Luebbering	D32/32
D593,266	S	*	5/2009	Baek	D32/32
D597,267	S	*	7/2009	Santiago	D32/32
D622,461	S	*	8/2010	Hill	D32/32
D685,150	S	*	6/2013	Raven et al.	D32/32
D687,197	S	*	7/2013	Santiago et al.	D32/32
D687,198	S	*	7/2013	Santiago et al.	D32/32
D704,401	S	*	5/2014	Kim et al.	D32/32
D707,903	S	*	6/2014	Raven et al.	D32/32
D720,104	S	*	12/2014	Santiago et al.	D32/32

* cited by examiner

Primary Examiner — Ruth McInroy

(74) *Attorney, Agent, or Firm* — McGarry Bair PC

(57)

CLAIM

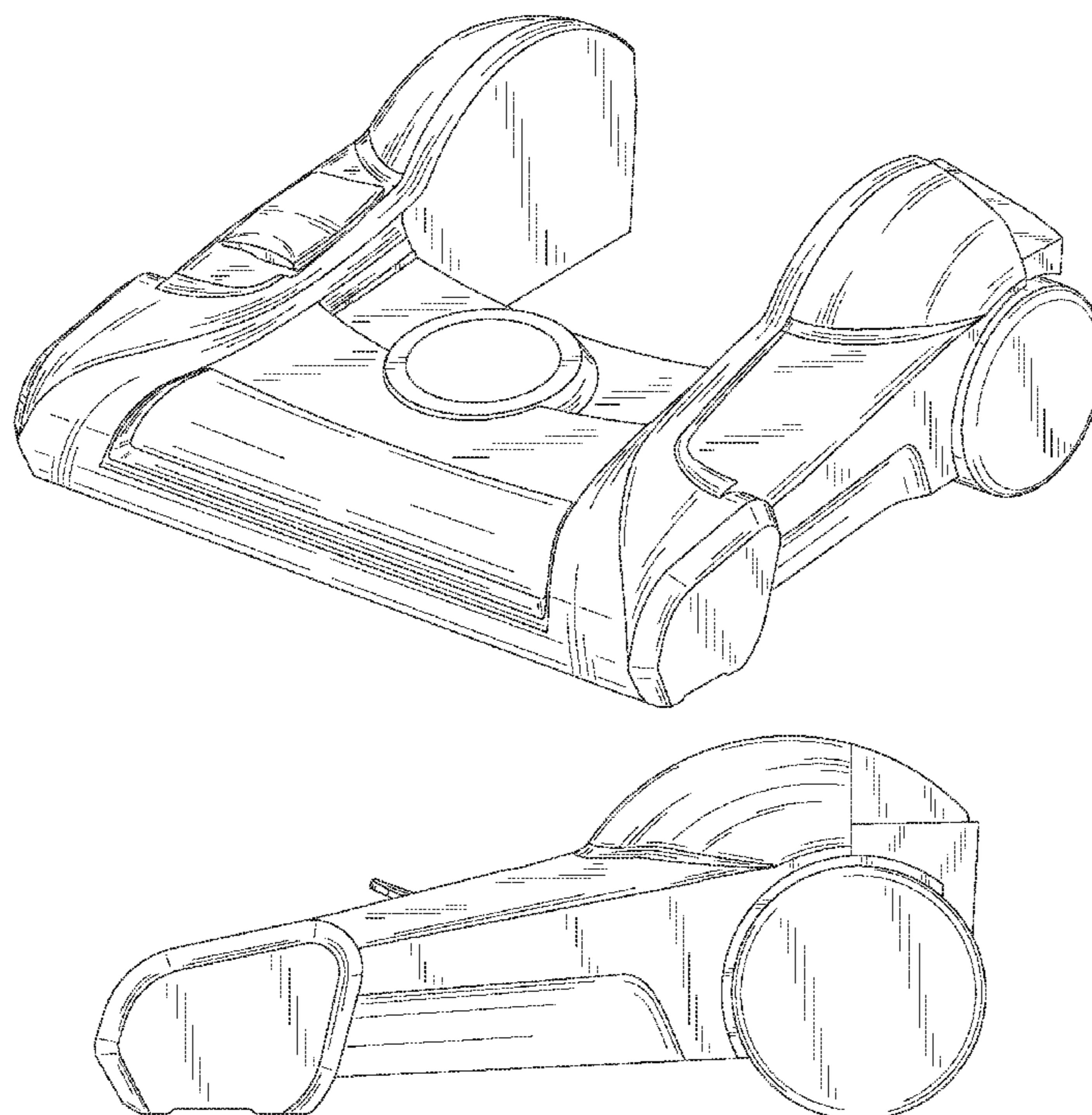
The ornamental design for a vacuum cleaner base, as shown and described.

DESCRIPTION

FIG. 1 is a front and right-side perspective view of a vacuum cleaner base showing our new design;
 FIG. 2 is a front view thereof;
 FIG. 3 is a rear view thereof;
 FIG. 4 is a right side view thereof;
 FIG. 5 is a left side view thereof; and,
 FIG. 6 is a top view thereof.

1 Claim, 4 Drawing Sheets

See application file for complete search history.



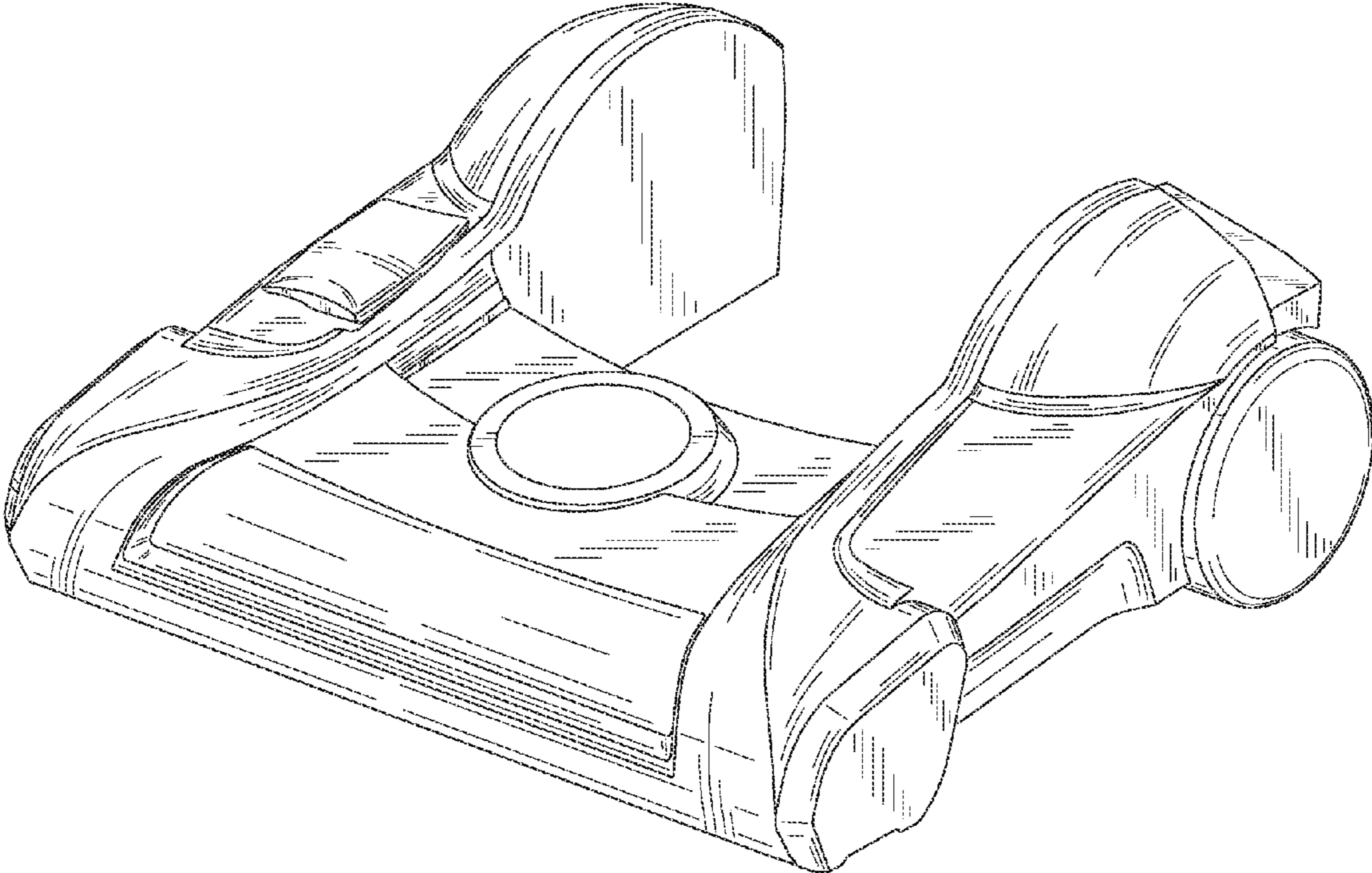


FIG. 1

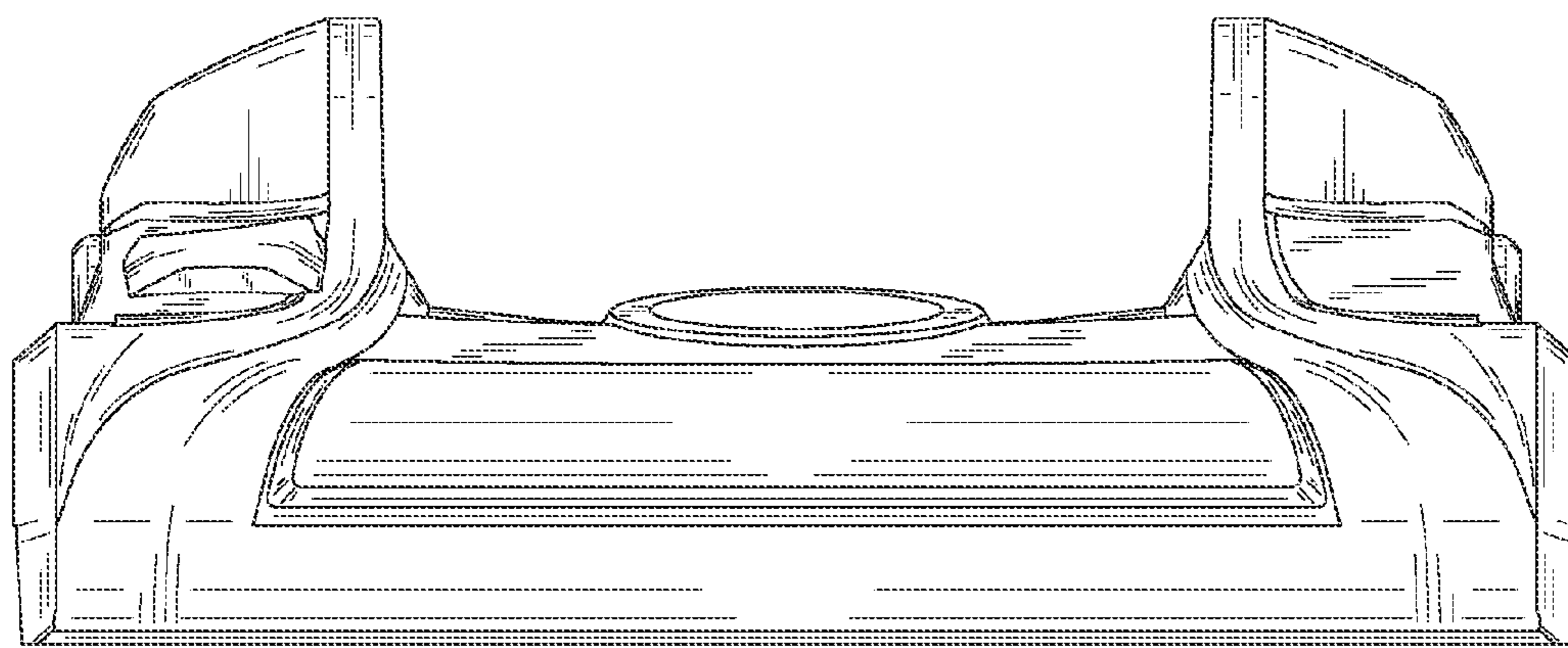


FIG. 2

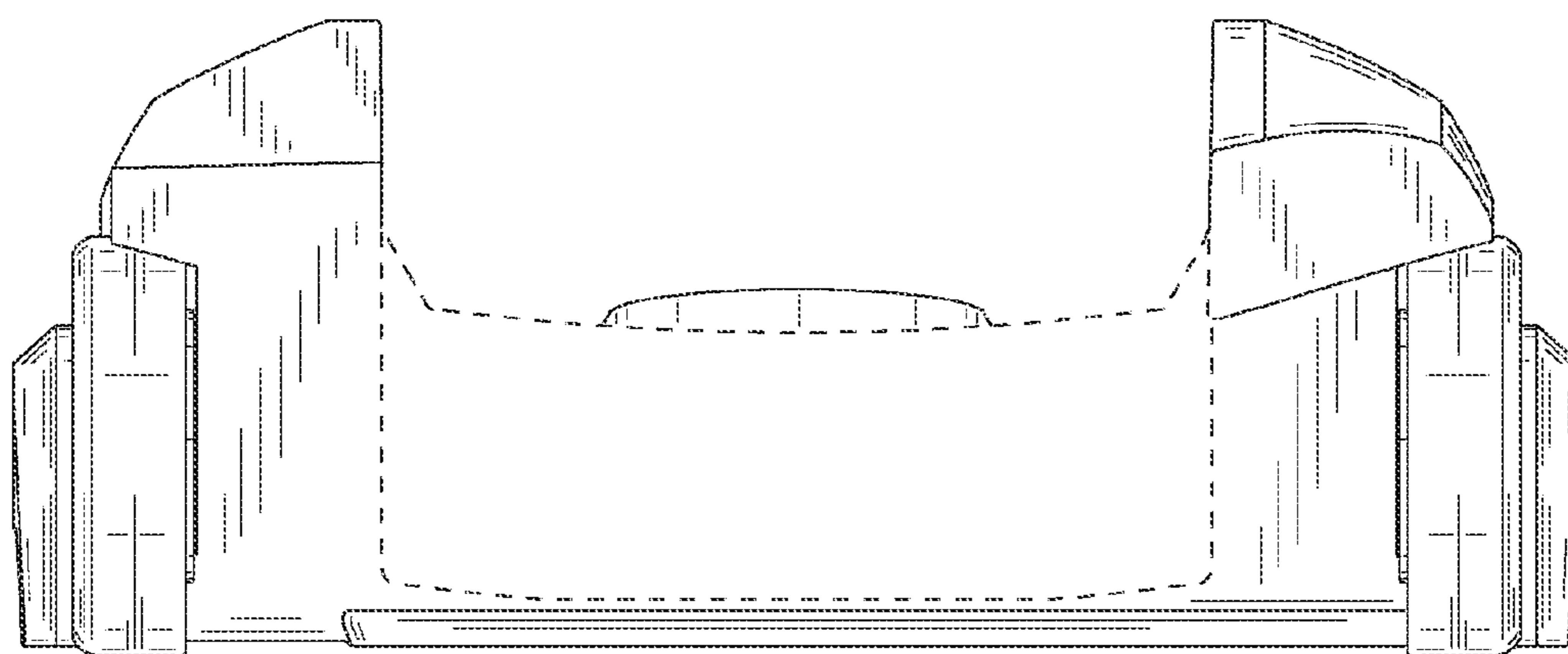


FIG. 3

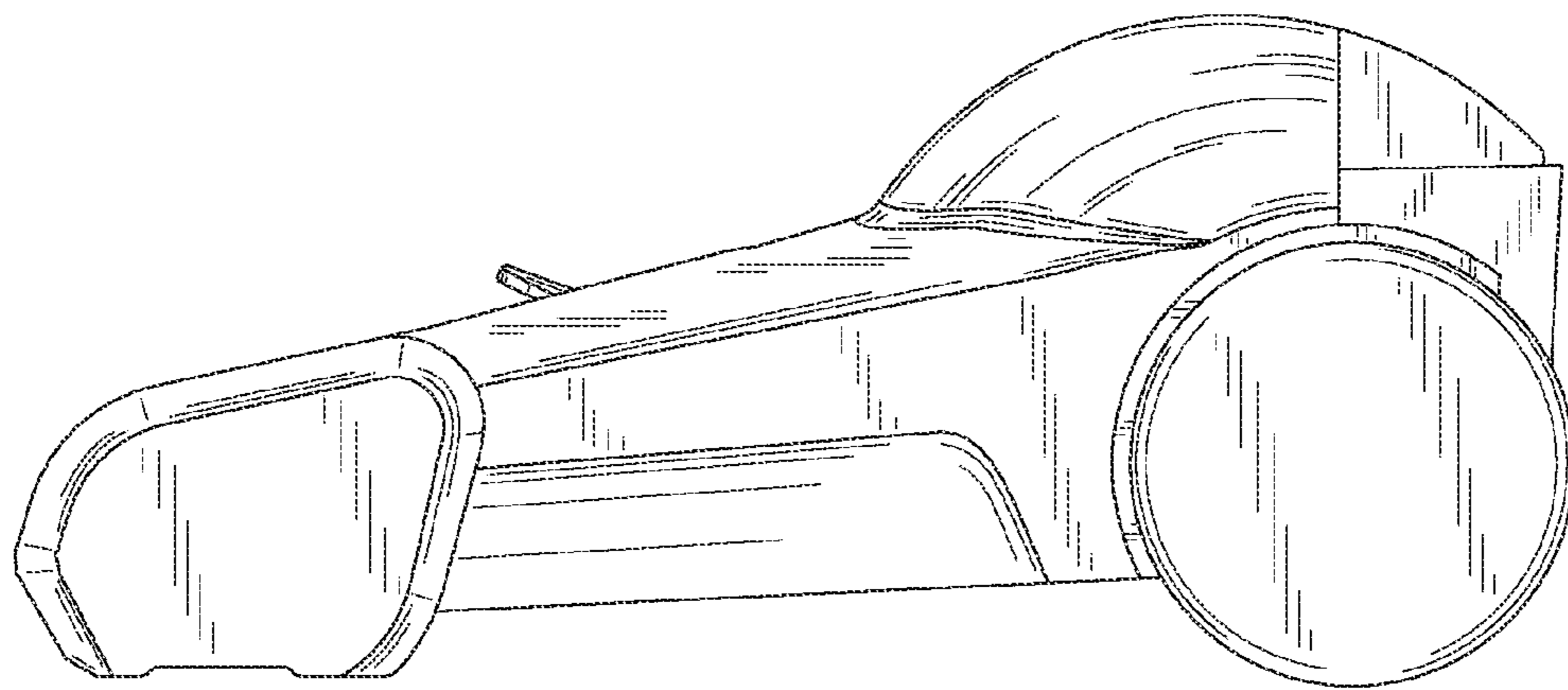


FIG. 4

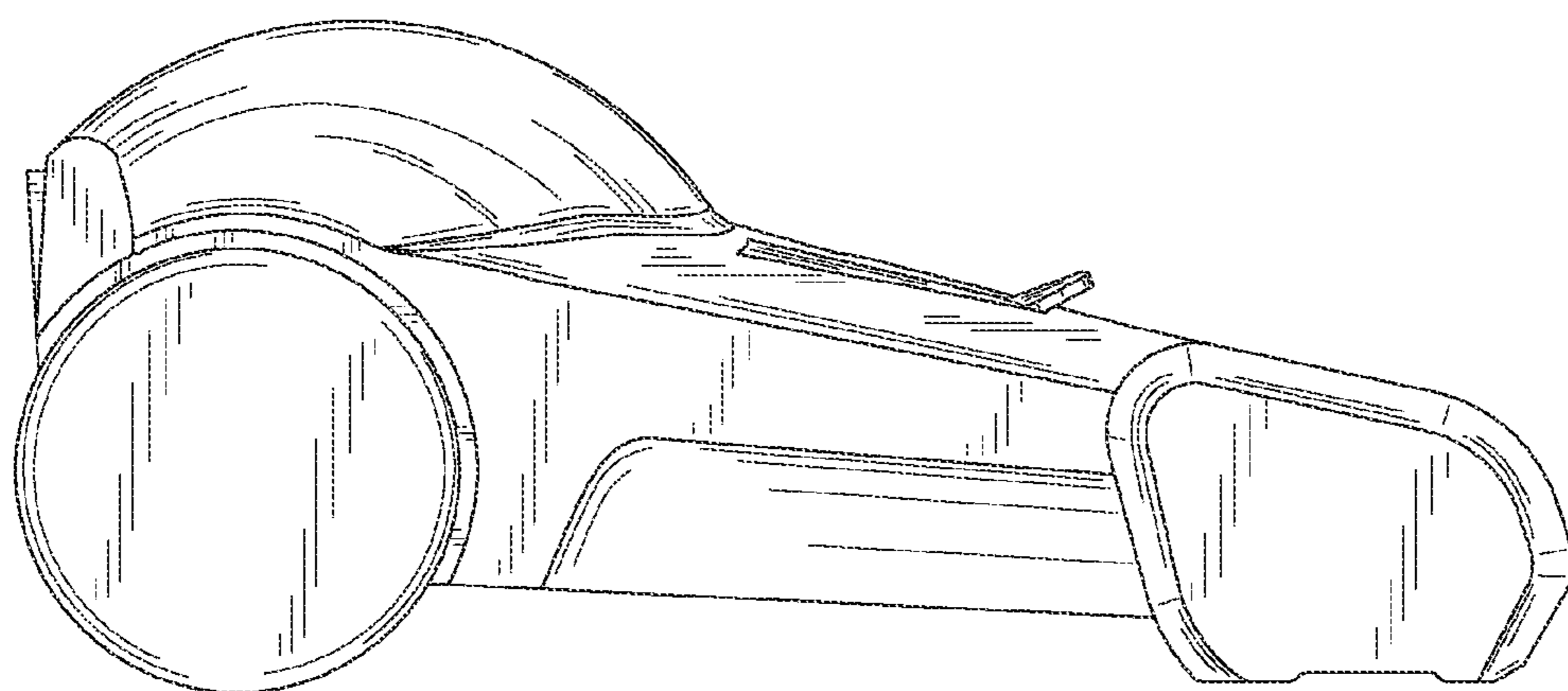


FIG. 5

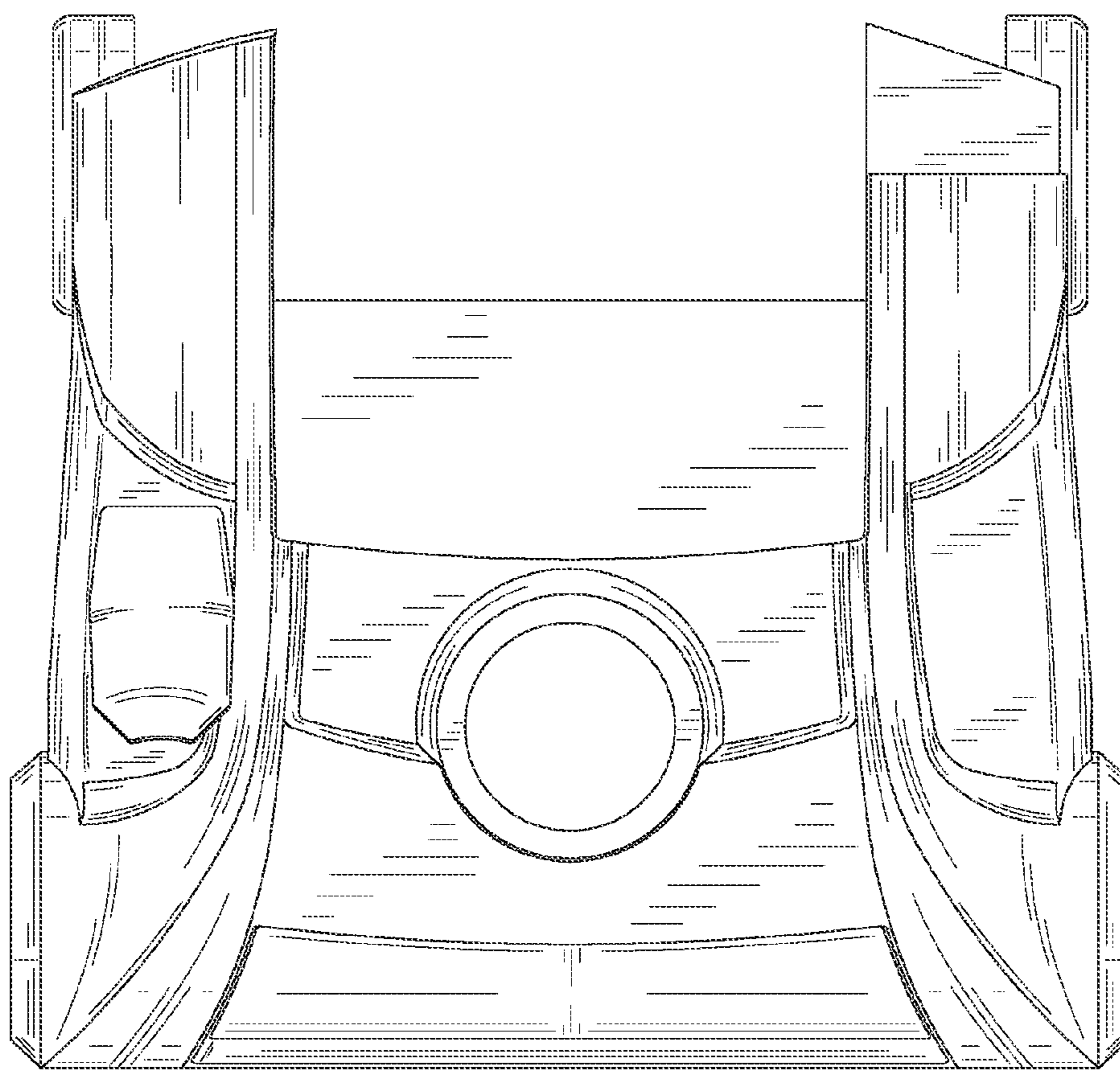


FIG. 6