



US00D738053S

(12) **United States Design Patent**
Kim et al.

(10) **Patent No.:** **US D738,053 S**
(45) **Date of Patent:** **** Sep. 1, 2015**

(54) **CLEANER**

(71) Applicant: **Samsung Electronics Co., Ltd.**,
Suwon-si (KR)

(72) Inventors: **Chungha Kim**, Seoul (KR); **Sang Min Hyun**, Seoul (KR)

(73) Assignee: **Samsung Electronics Co., Ltd.**,
Suwon-si (KR)

(**) Term: **14 Years**

(21) Appl. No.: **29/486,997**

(22) Filed: **Apr. 4, 2014**

(30) **Foreign Application Priority Data**

Oct. 10, 2013 (KR) 30-2013-0051389

(51) **LOC (10) Cl.** **15-05**

(52) **U.S. Cl.**
USPC **D32/21**

(58) **Field of Classification Search**
USPC D32/31, 21, 22, 24, 34; 15/350–353,
15/361–362, 347, 410–411, 414, 320–322,
15/329, 335, 246.2, 1.7, 340.2, DIG. 10
CPC A47L 5/24; A47L 11/34; A47L 5/362;
A47L 19/1666; A47L 9/325; B01D 45/12;
B01D 50/002
See application file for complete search history.

(56) **References Cited**

U.S. PATENT DOCUMENTS

4,962,559 A * 10/1990 Schuman 15/1.7
5,033,148 A * 7/1991 Chauvier et al. 15/1.7
5,950,274 A * 9/1999 Kilstrom 15/350

6,058,560 A * 5/2000 Gab et al. 15/339
6,148,144 A * 11/2000 Milanese 392/405
6,405,406 B1 * 6/2002 Chen 15/331
6,817,058 B1 * 11/2004 Harrelson, II 15/315
7,178,188 B1 * 2/2007 Jaakola 15/1.7
D541,997 S * 5/2007 Greene D32/31
7,520,015 B1 * 4/2009 Ajello 15/1.7
D666,371 S * 8/2012 Bilger et al. D32/31
D669,237 S * 10/2012 Kim et al. D32/31
D686,378 S * 7/2013 Luedke et al. D32/31
2001/0022009 A1 * 9/2001 Spearman 15/314
2003/0196292 A1 * 10/2003 Sams et al. 15/314
2003/0208874 A1 * 11/2003 Steffen et al. 15/323
2005/0241099 A1 * 11/2005 Malinen 15/314
2005/0251935 A1 * 11/2005 Grobler 15/1.7
2006/0196002 A1 * 9/2006 Schlapkohl 15/301
2006/0236490 A1 * 10/2006 Blitz et al. 15/313
2007/0017060 A1 * 1/2007 Zimmerle et al. 15/315
2014/0359964 A1 * 12/2014 Schlapkohl 15/301

* cited by examiner

Primary Examiner — Ruth McInroy

(74) *Attorney, Agent, or Firm* — NSIP Law

(57) **CLAIM**

We claim the ornamental design for a cleaner, as shown and described.

DESCRIPTION

FIG. 1 is a front perspective view of a cleaner showing our new design;
FIG. 2 is a front view thereof;
FIG. 3 is a rear view thereof;
FIG. 4 is a left-side view thereof;
FIG. 5 is a right-side view thereof;
FIG. 6 is a top view thereof;
FIG. 7 is a bottom view thereof; and,
FIG. 8 is a front perspective view in an open position.

1 Claim, 8 Drawing Sheets

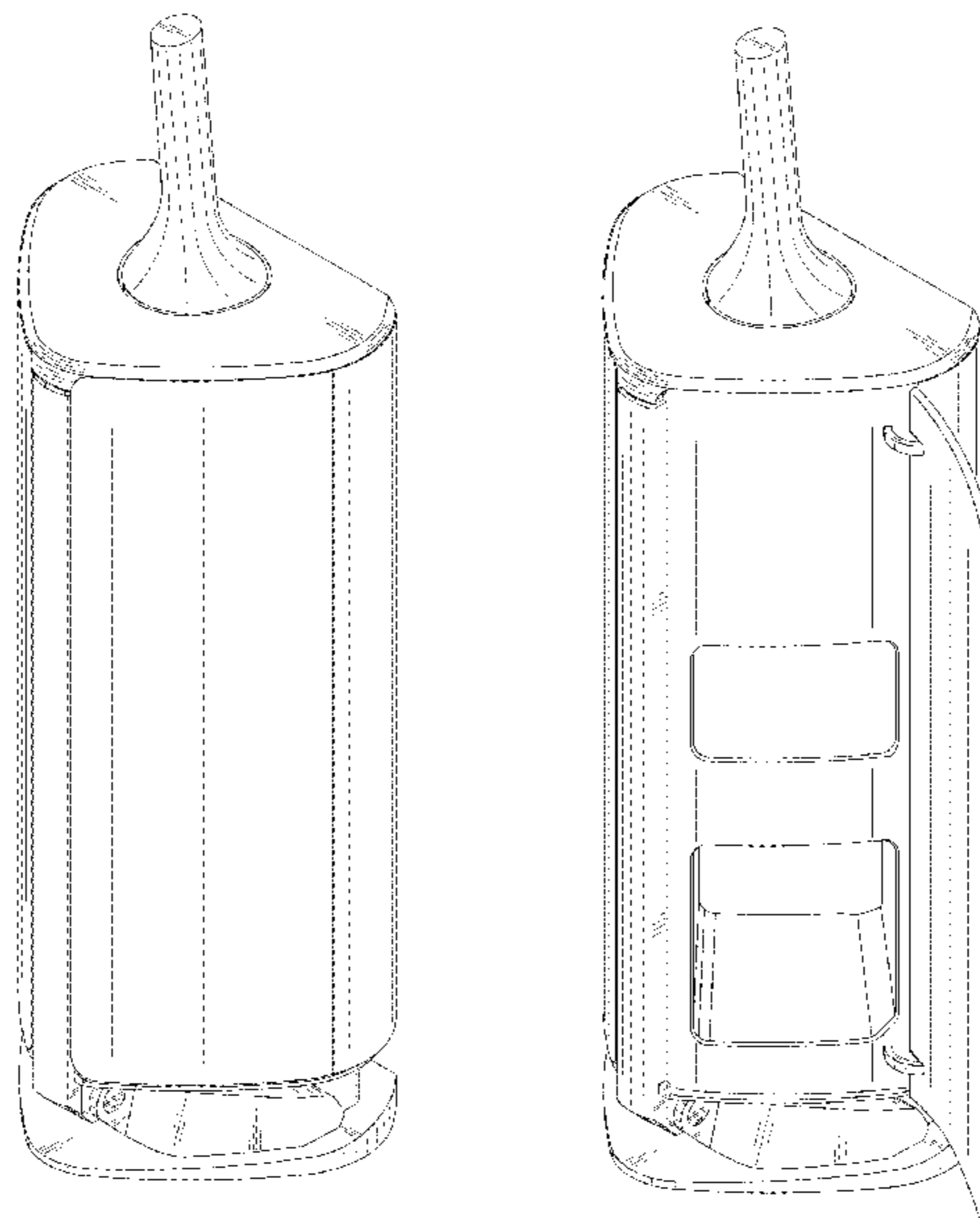


FIG. 1




FIG. 2




FIG. 3




FIG. 4




FIG. 5




FIG. 6

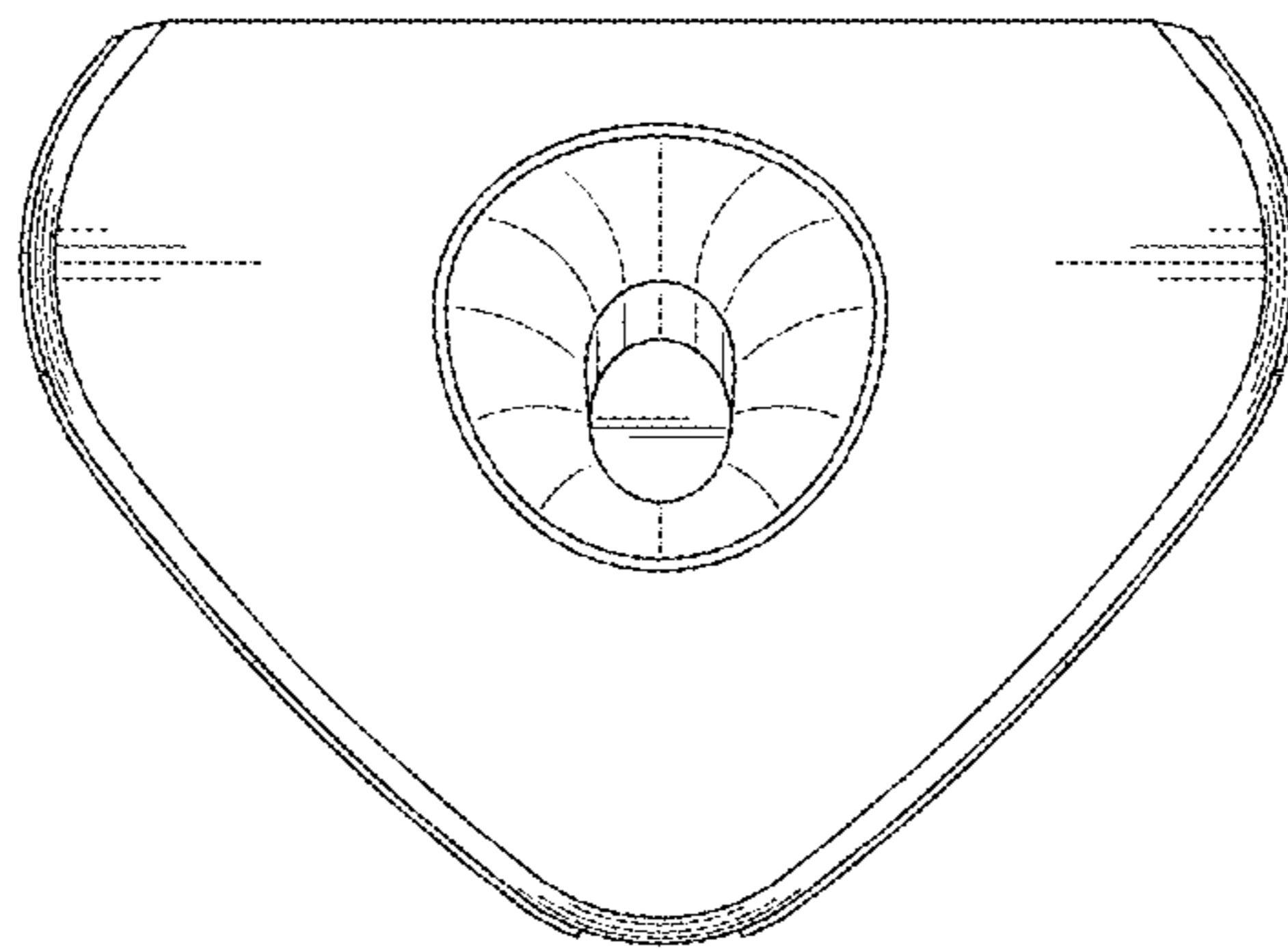


FIG. 7

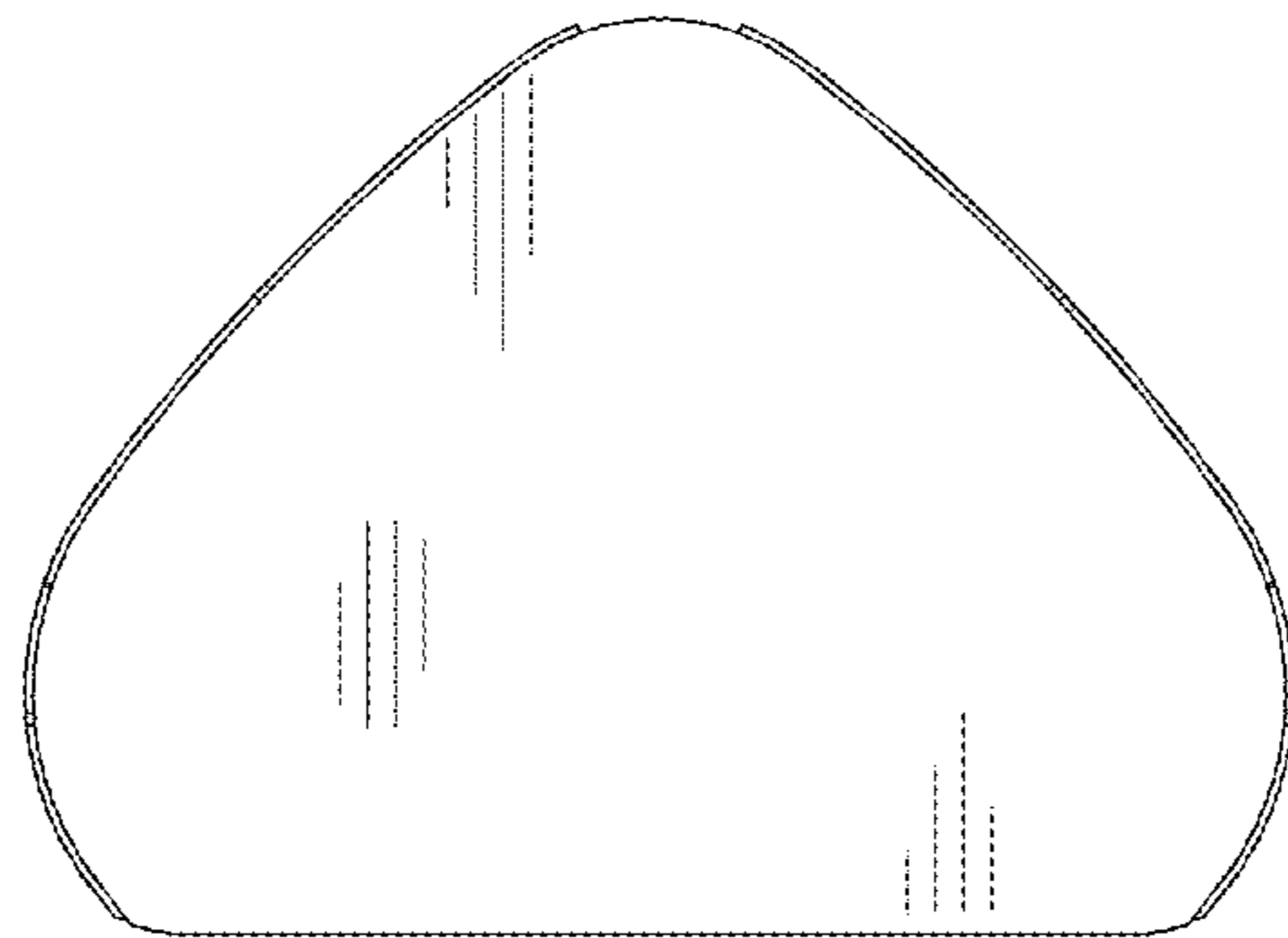


FIG. 8

