



US00D738050S

(12) **United States Design Patent**
Kostal et al.

(10) **Patent No.:** **US D738,050 S**
(45) **Date of Patent:** **** Sep. 1, 2015**

(54) **TACTICAL VEST ATTACHMENT**

(56)

References Cited

(71) Applicants: **Bretislav Kostal**, Prague (CZ);
Vladimir Kupa, Prague (CZ)

U.S. PATENT DOCUMENTS

(72) Inventors: **Bretislav Kostal**, Prague (CZ);
Vladimir Kupa, Prague (CZ)

4,171,555	A	*	10/1979	Bakker et al.	24/200
D340,886	S	*	11/1993	Anscher	D11/218
D352,254	S	*	11/1994	Prosser	D11/218
D450,263	S	*	11/2001	Striebel	D11/218
D475,814	S	*	6/2003	Lesley	D29/101.4
D511,714	S	*	11/2005	Pontaoe	D11/216
7,155,786	B2	*	1/2007	Grimm	24/647
D728,930	S	*	5/2015	Kalbach	D3/247

(**) Term: **14 Years**

* cited by examiner

(21) Appl. No.: **29/488,809**

(22) Filed: **Apr. 23, 2014**

Primary Examiner — Randall Gholson

(30) **Foreign Application Priority Data**

(74) *Attorney, Agent, or Firm* — Collard & Roe, P.C.

Jan. 8, 2014 (EM) 002381418-0002

(51) **LOC (10) Cl.** **29-02**

(57)

CLAIM

(52) **U.S. Cl.**

The ornamental design for a tactical vest attachment, as shown and described.

USPC **D29/122**

(58) **Field of Classification Search**

DESCRIPTION

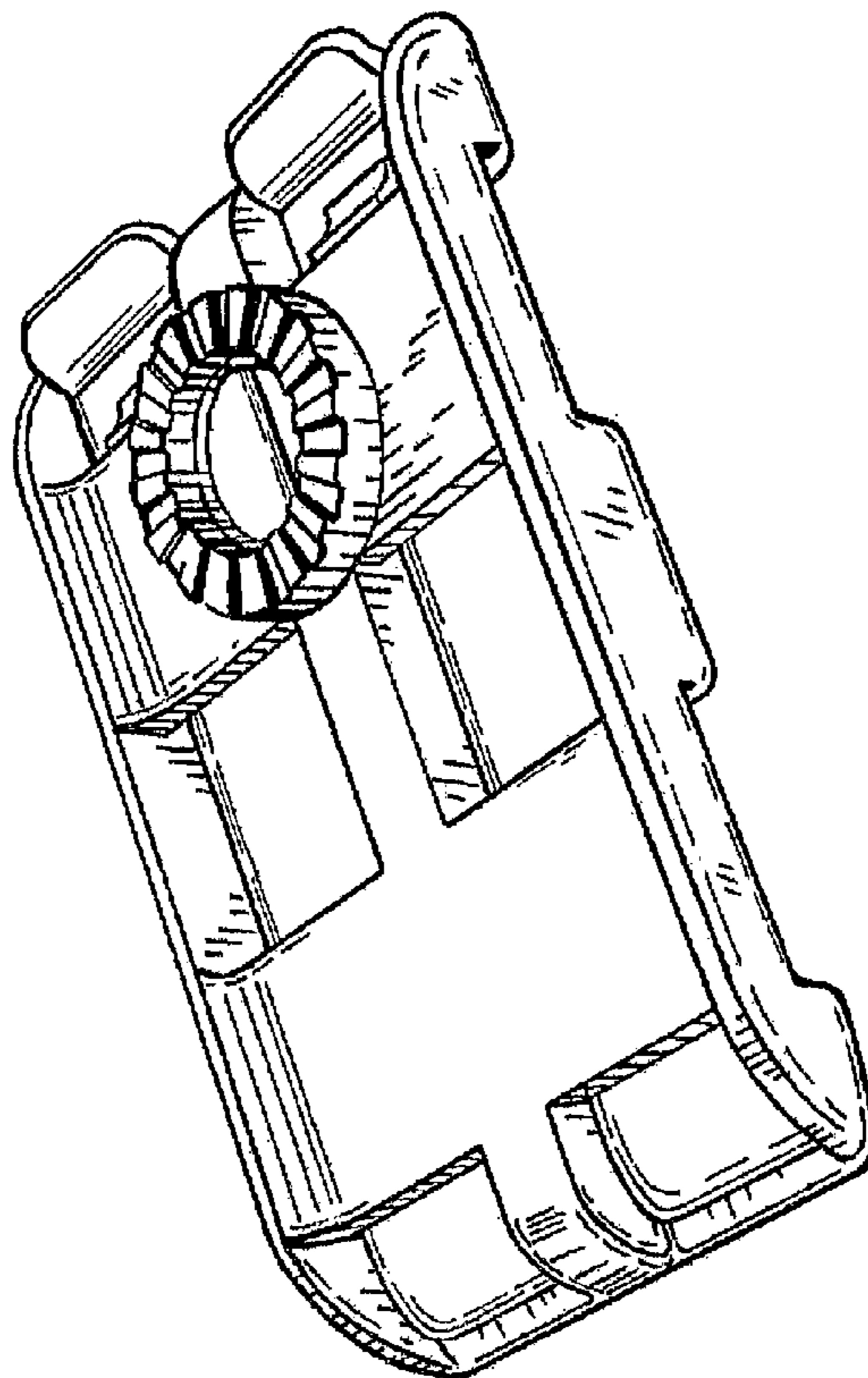
USPC D11/1-2, 200-201, 206-210, 214-218,
D11/230; 24/163 R, 169-171, 173, 177-179,
24/191, 194-195, 197, 200, 614-616, 625,
24/198, 578.11, 578.1, 163 K, 114;
D22/108; 7/151, 152; D8/33; 224/666;
D29/101.1, 101.4, 122

FIG. 1 is a front, right side and bottom perspective view of our design for a tactical vest attachment;
FIG. 2 is a front view thereof;
FIG. 3 is a rear view thereof;
FIG. 4 is a left side view thereof, with the right side being a mirror image thereof; and,
FIG. 5 is a top view thereof.

CPC A41D 2200/00; A41D 2200/10; A44B
11/00; A41B 11/005; A41B 11/006; A41B
11/25; A41B 11/16

See application file for complete search history.

1 Claim, 5 Drawing Sheets



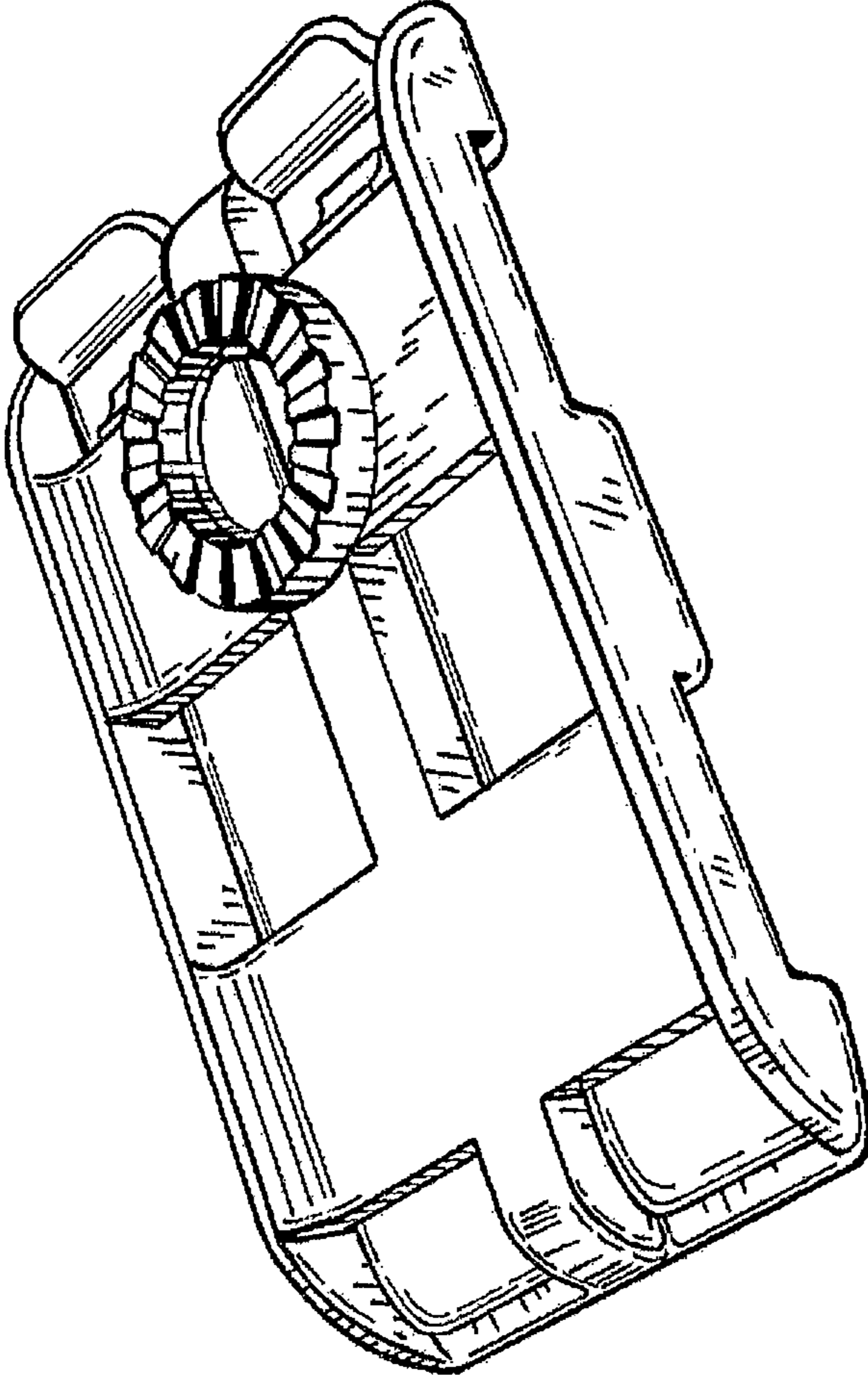


Fig. 1




Fig. 2

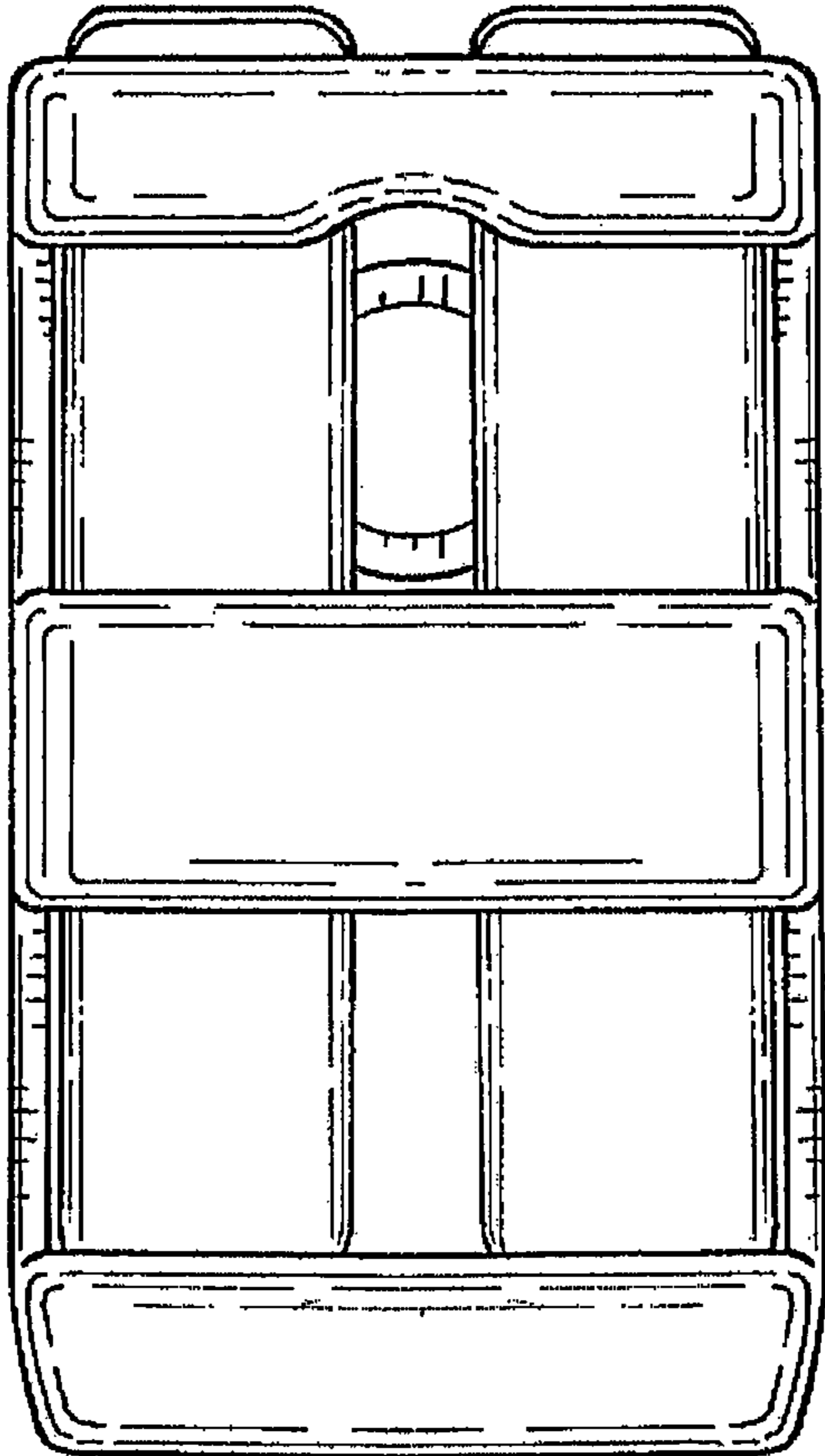


Fig. 3

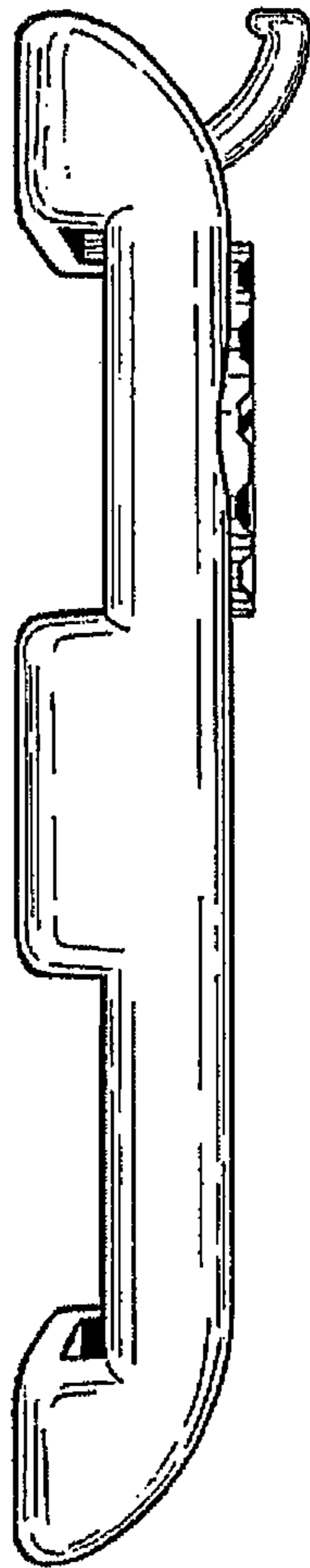


Fig. 4

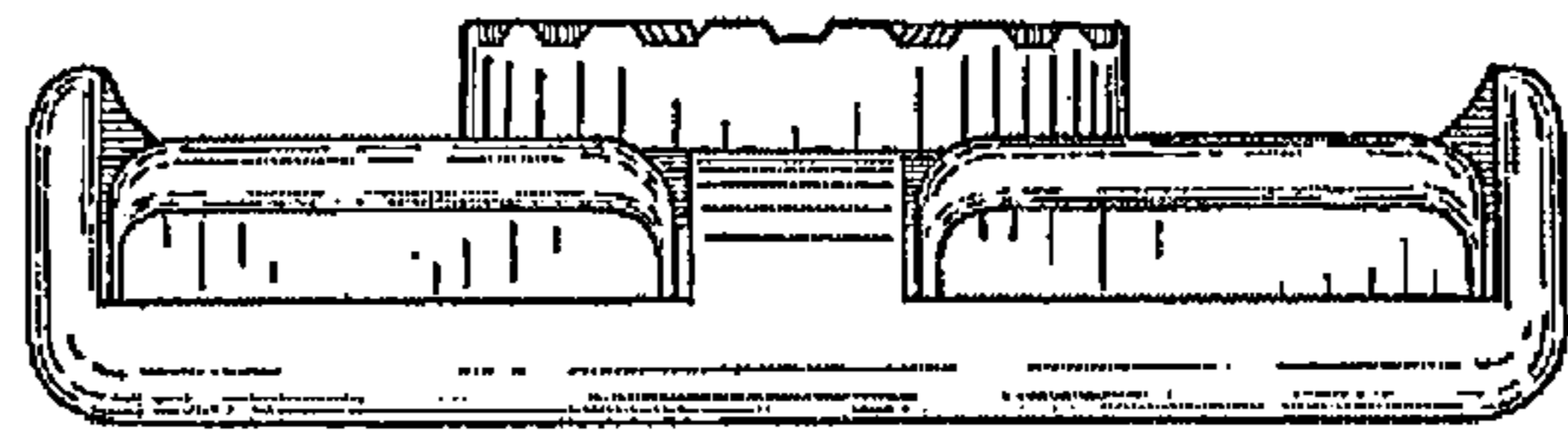


Fig. 5