



US00D738048S

(12) **United States Design Patent**
Kawiya et al.

(10) **Patent No.:** **US D738,048 S**
(45) **Date of Patent:** **** Sep. 1, 2015**

(54) **GOLF GLOVE**

(71) Applicant: **Acushnet Company**, Fairhaven, MA (US)

(72) Inventors: **Sakolwan Kawiya**, Sriracha (TH);
Supattra Chongjaroen, Phapradang (TH)

(73) Assignee: **Acushnet Company**, Fairhaven, MA (US)

(**) Term: **14 Years**

(21) Appl. No.: **29/484,762**

(22) Filed: **Mar. 12, 2014**

(51) **LOC (10) Cl.** **02-06**

(52) **U.S. Cl.**

USPC **D29/116.2**

(58) **Field of Classification Search**

USPC D2/610, 616, 617, 618, 619, 621;
D29/115, 116.2, 117.1, 120.1, 123;
2/16, 19, 159, 161.1, 161.2, 161.3,
2/161.4, 162, 163, 907, 910

CPC A41D 19/00; A41D 19/01552; A41D
19/01564; A41D 2300/50; A63B 57/00;
A63B 69/36; A63B 41/14; A63B 71/146;
A63B 2069/0008

See application file for complete search history.

(56) **References Cited**

U.S. PATENT DOCUMENTS

D356,203 S *	3/1995	Mitch	D2/616
D397,837 S *	9/1998	Redwood et al.	D2/614
D431,691 S *	10/2000	Redwood et al.	D29/117.1
D474,863 S *	5/2003	Sun	D29/123
6,973,674 B2 *	12/2005	Jackson, Jr.	2/161.2
D532,162 S	11/2006	Bonzagni et al.		
D583,508 S	12/2008	Sun		
D583,511 S	12/2008	Litke et al.		
D583,513 S	12/2008	Litke		
D594,603 S *	6/2009	Murphy	D29/116.2

D608,952 S *	1/2010	Litke et al.	D29/116.2
D617,053 S *	6/2010	Carroll et al.	D29/113
8,336,119 B2 *	12/2012	Phelps et al.	2/167
D700,747 S	3/2014	Litke		
D701,350 S *	3/2014	Voravan	D29/116.2
D701,351 S *	3/2014	Voravan	D29/116.2
2008/0109934 A1 *	5/2008	Widdemer et al.	2/159
2010/0313333 A1 *	12/2010	Khanna	2/162

* cited by examiner

Primary Examiner — Karen E. Eldridge Powers

Assistant Examiner — Jasmine Mlinarcik

(74) *Attorney, Agent, or Firm* — Daniel W. Sullivan

(57) **CLAIM**

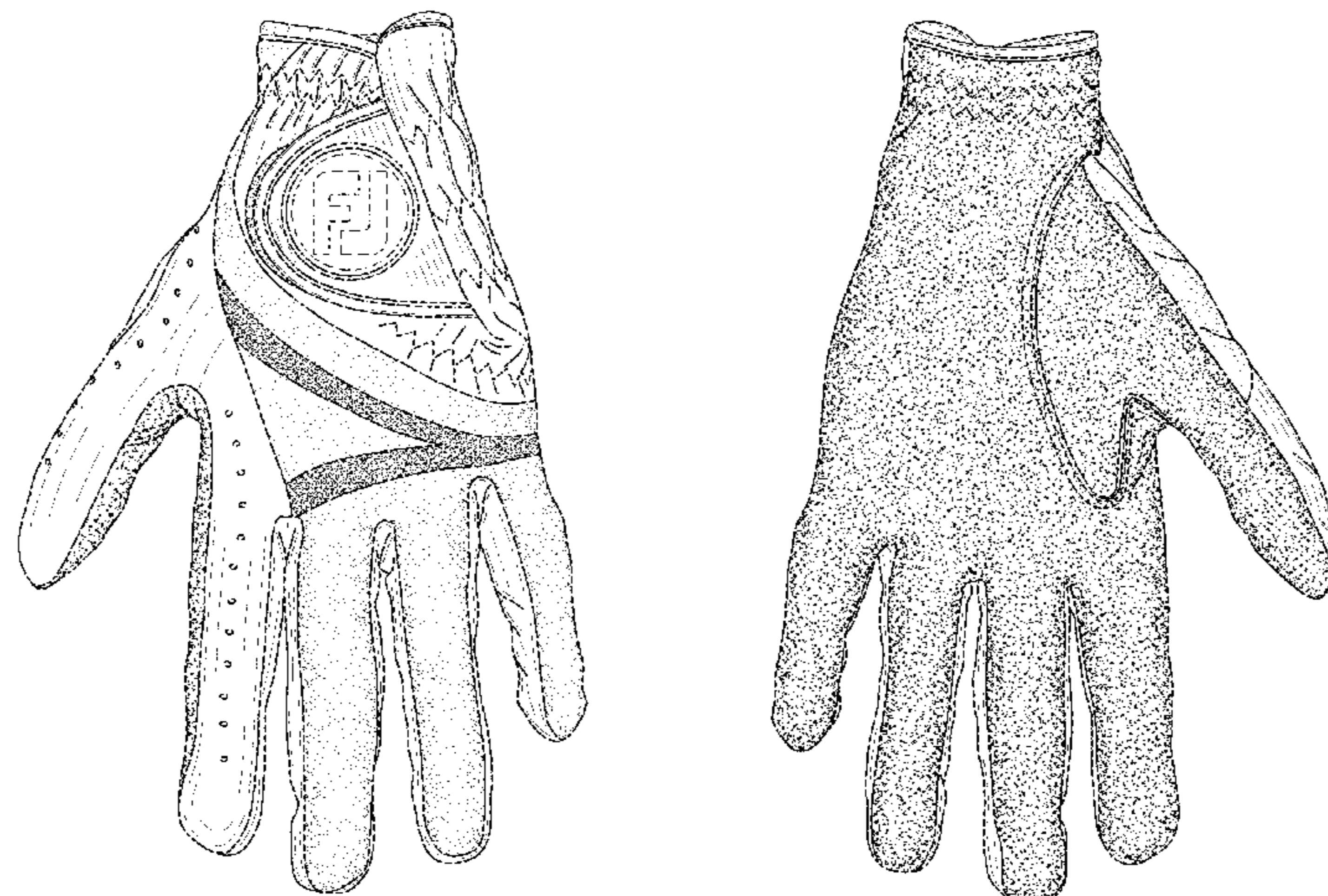
The ornamental design for a golf glove, as shown and described.

DESCRIPTION

FIG. 1 is a perspective view of the golf glove of this invention; FIG. 2 is a plan view of a back portion of the golf glove of this invention; FIG. 3 is a lateral side elevation view of the golf glove of this invention; FIG. 4 is a plan view of a front portion of the golf glove of this invention; FIG. 5 is a medial side elevation view of the golf glove of this invention; FIG. 6 is an elevation view of an open wrist end portion of the golf glove of this invention; and, FIG. 7 is an elevation view of a closed finger-tip end portion of the golf glove of this invention.

The logo appearing on the closure flap of the glove shown in broken lines, as well as the circle in which it is enclosed, are features representing environmental subject matter that forms no part of the claimed design. All remaining broken lines are representative of stitching that forms part of the claimed design. The different stippling shown in the stripes extending across the back region of the glove versus the stippling in the finger regions indicates a contrast in appearance between the respective regions.

1 Claim, 4 Drawing Sheets



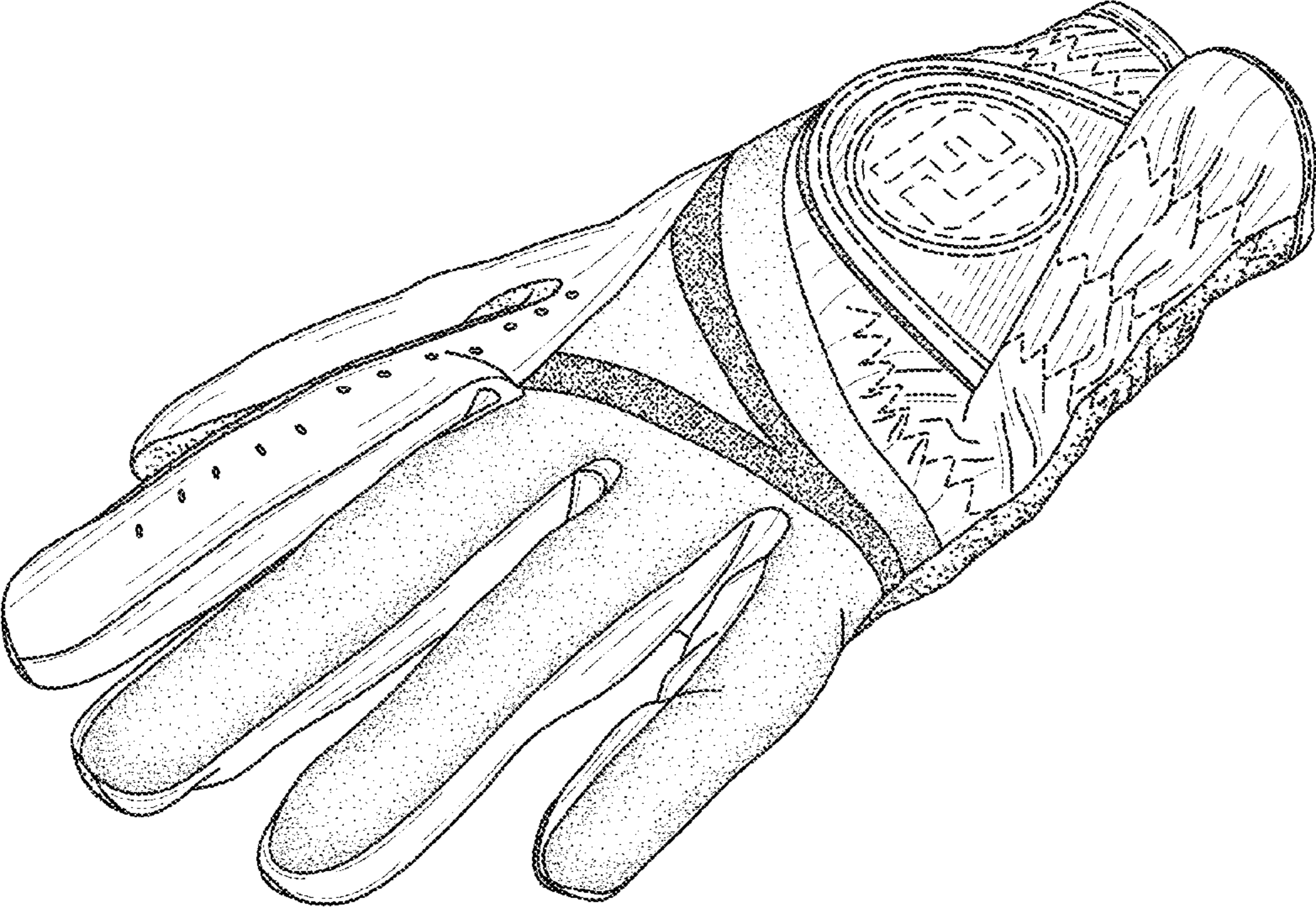


FIG. 1

FIG. 3

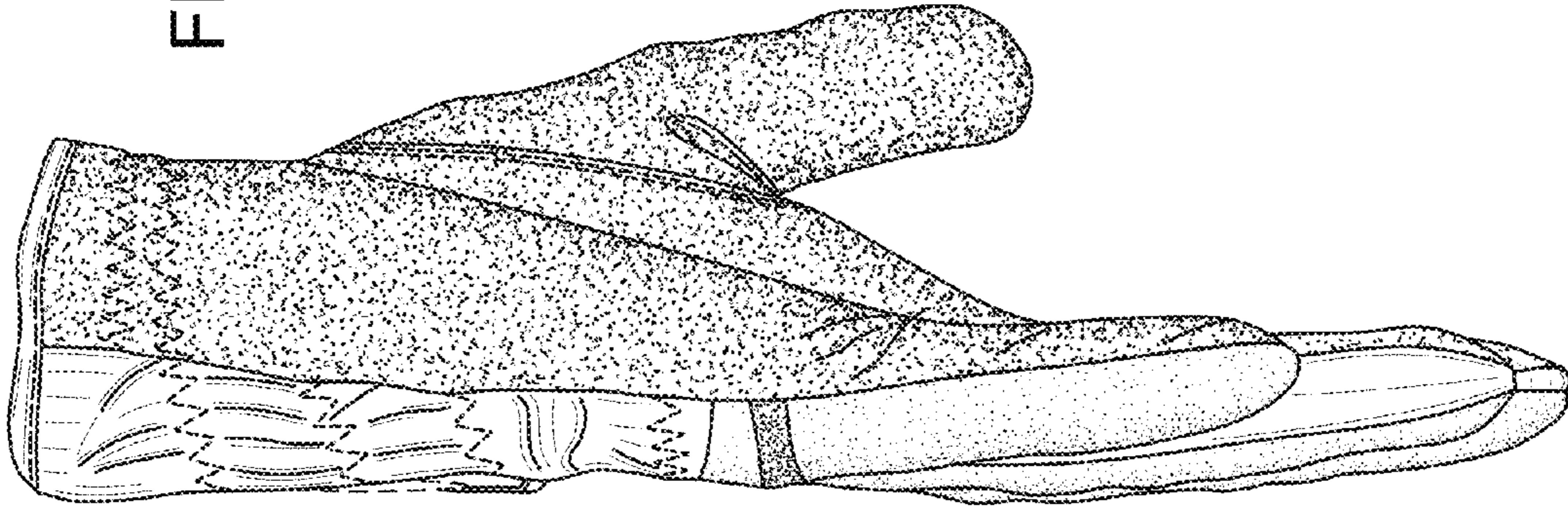
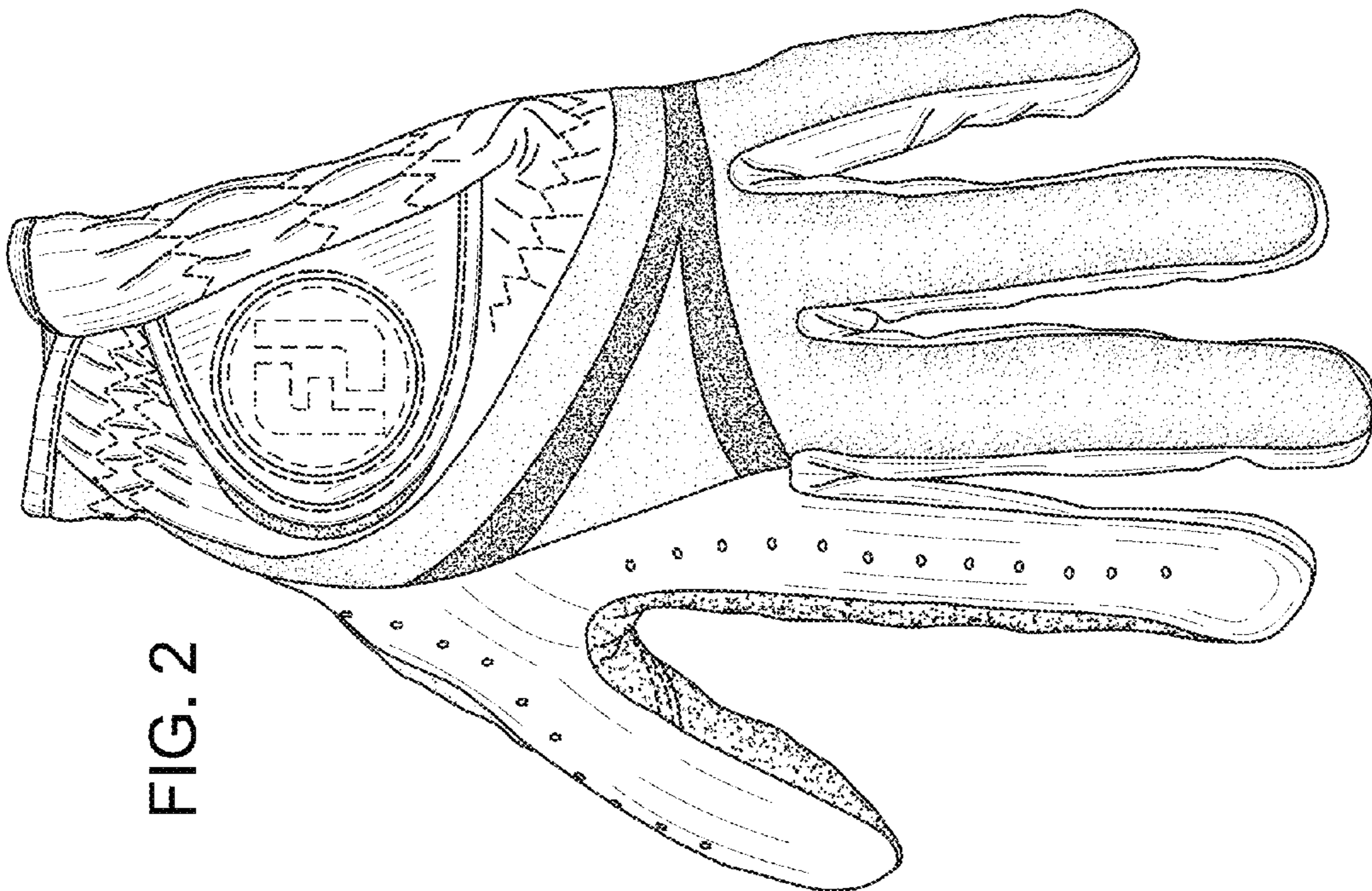


FIG. 2



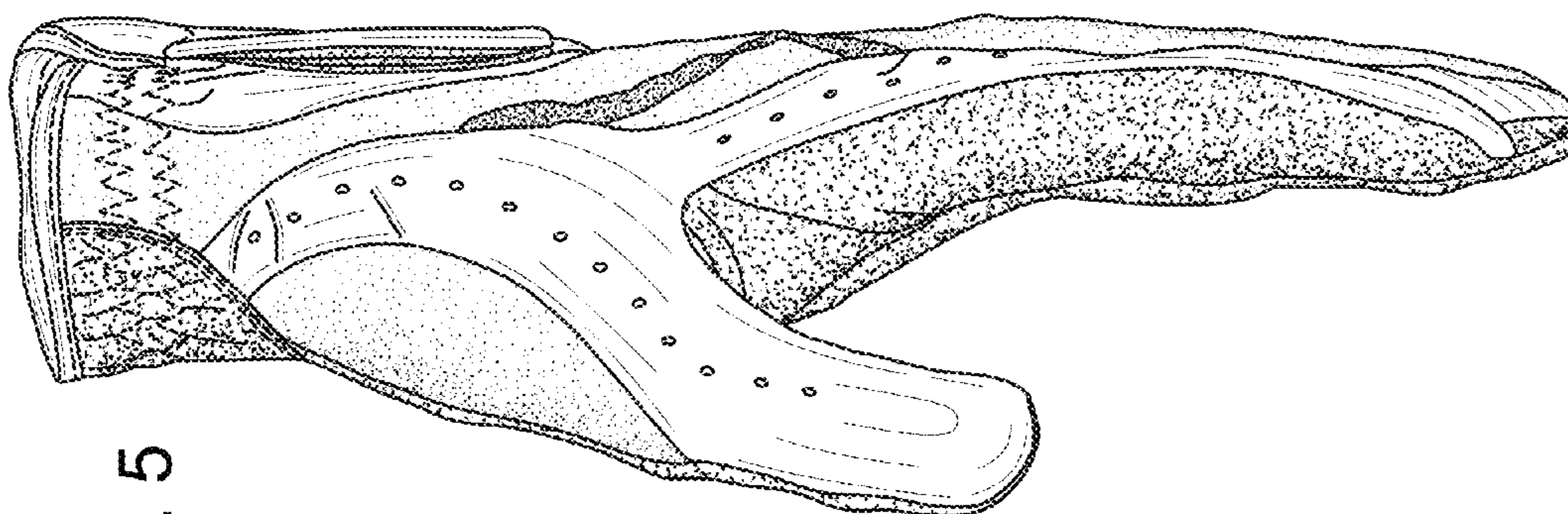


FIG. 5

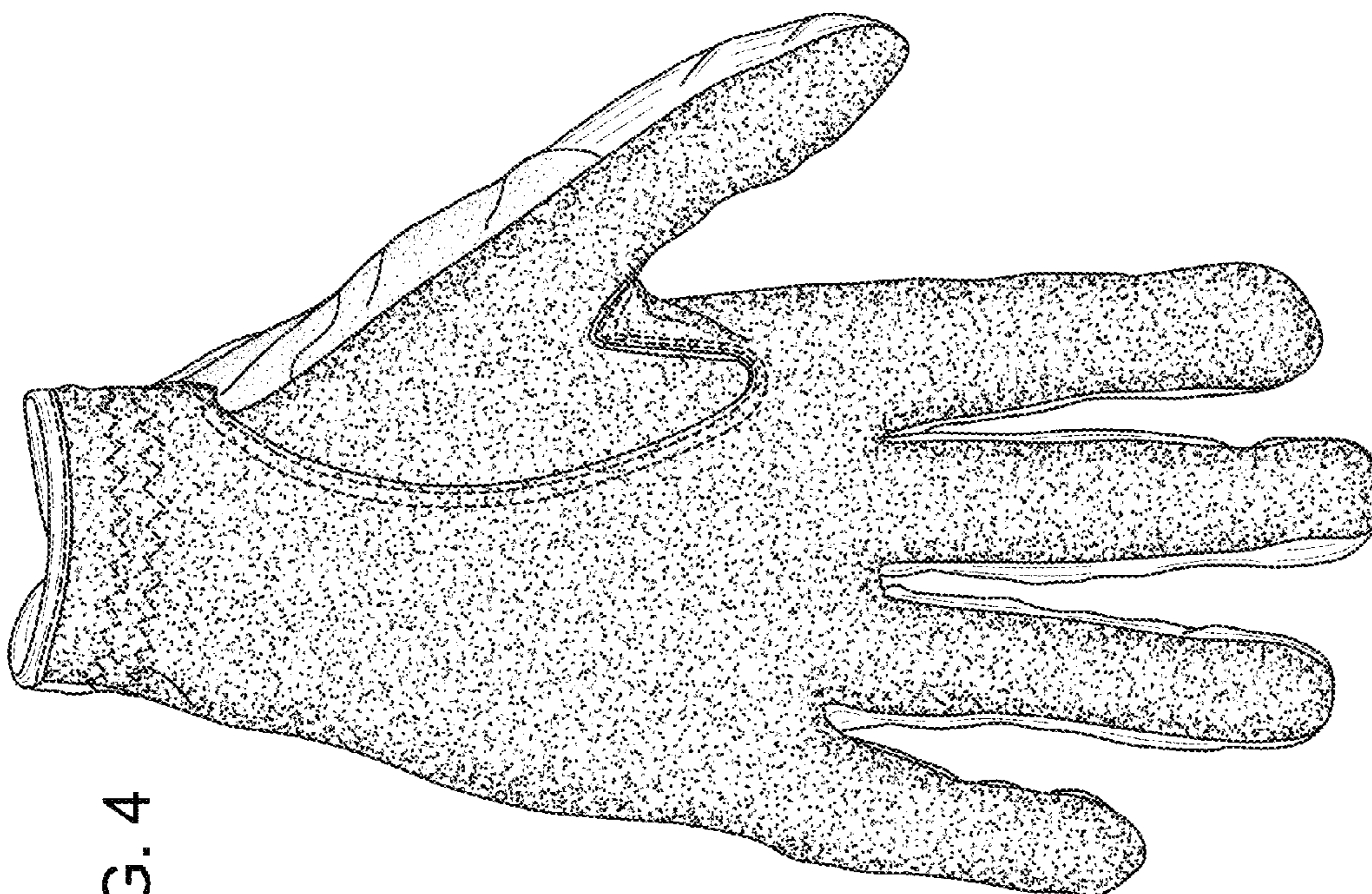


FIG. 4

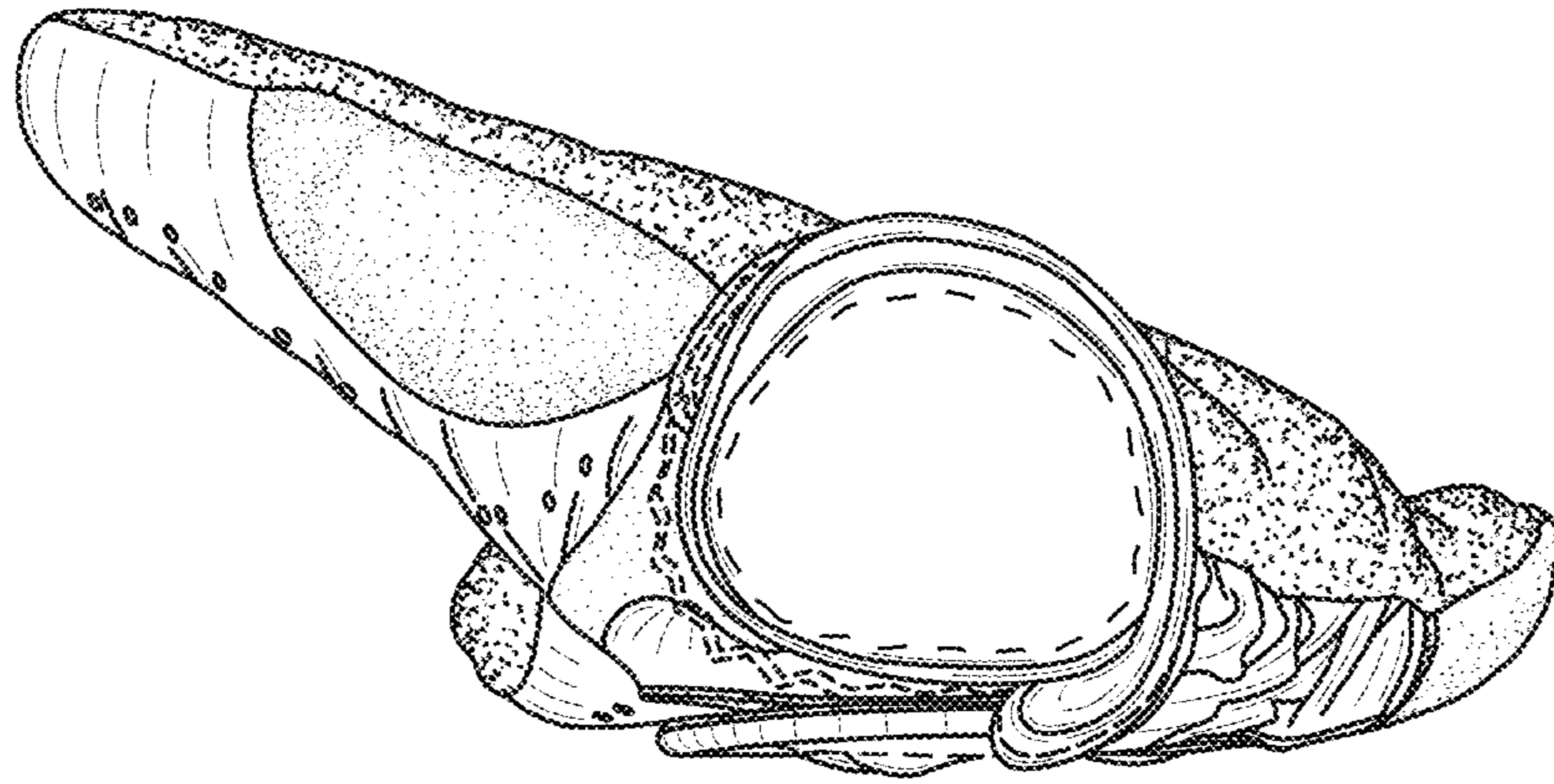


FIG. 6

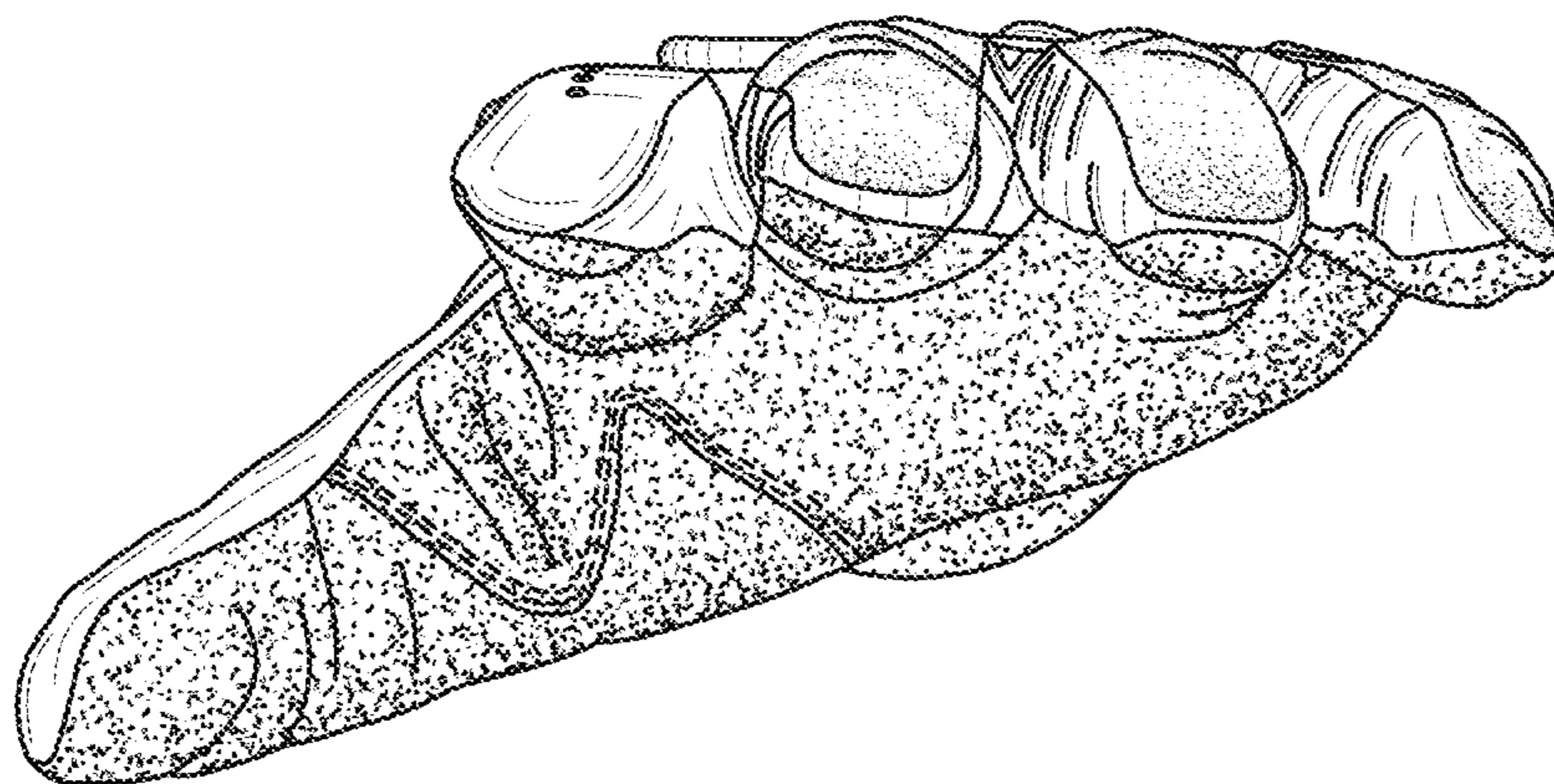


FIG. 7