



US00D738042S

(12) **United States Design Patent**
Roland et al.

(10) **Patent No.:** **US D738,042 S**
(45) **Date of Patent:** **** Sep. 1, 2015**

- (54) **ELECTRONIC SHAVER**
- (71) Applicant: **Spectrum Brands, Inc.**, Middleton, WI (US)
- (72) Inventors: **David H. Roland**, Middleton, WI (US); **Andrew Edward Morrison**, Boca Raton, FL (US); **Andres Felipe Moline**, Miami Beach, FL (US); **Anderson Rafael Martinez**, Miami, FL (US); **Daniel Teteak**, Madison, WI (US); **Patrick Maguire**, Mt. Horeb, WI (US)
- (73) Assignee: **Spectrum Brands, Inc.**, Middleton, WI (US)

(**) Term: **14 Years**

(21) Appl. No.: **29/478,233**

(22) Filed: **Jan. 2, 2014**

(51) **LOC (10) Cl.** **28-03**

(52) **U.S. Cl.**
USPC **D28/50**

(58) **Field of Classification Search**
USPC D28/44-54
CPC B26B 19/00; B26B 19/14; B26B 19/143;
B26B 19/145; B26B 19/146; B26B 19/38;
B26B 19/3853; B26B 19/386; B26B 19/3866;
B26B 19/3886
See application file for complete search history.

(56) **References Cited**

U.S. PATENT DOCUMENTS

2,661,531	A	*	12/1953	Streng	30/41.6
D383,566	S		9/1997	Bone		
D389,273	S		1/1998	Bone		
D389,275	S		1/1998	Bone		
D389,276	S		1/1998	Bone		
D412,599	S		8/1999	De Visser		
D421,155	S	*	2/2000	Grange	D28/48

D424,746	S		5/2000	Lee		
D436,228	S		1/2001	Sulik et al.		
D469,219	S		1/2003	McLachlan		
6,502,309	B2		1/2003	De Vries et al.		
D502,784	S		3/2005	Micinilio et al.		
D512,182	S		11/2005	Voegel et al.		
D513,342	S		12/2005	Sulik et al.		
D520,681	S		5/2006	Beedham		
D520,682	S		5/2006	Butcher		
D524,985	S	*	7/2006	Lukan et al.	D28/46
D542,473	S		5/2007	McLachlan		
D549,391	S		8/2007	Kawafune		
D550,901	S		9/2007	Massee		
D570,543	S	*	6/2008	Hara et al.	D28/53
7,472,483	B2		1/2009	Beugels		

(Continued)

FOREIGN PATENT DOCUMENTS

EM	000029095-0001	5/2003
EM	000029095-0002	5/2003

(Continued)

Primary Examiner — Catherin Tuttle

(74) *Attorney, Agent, or Firm* — Banner & Witcoff, Ltd.

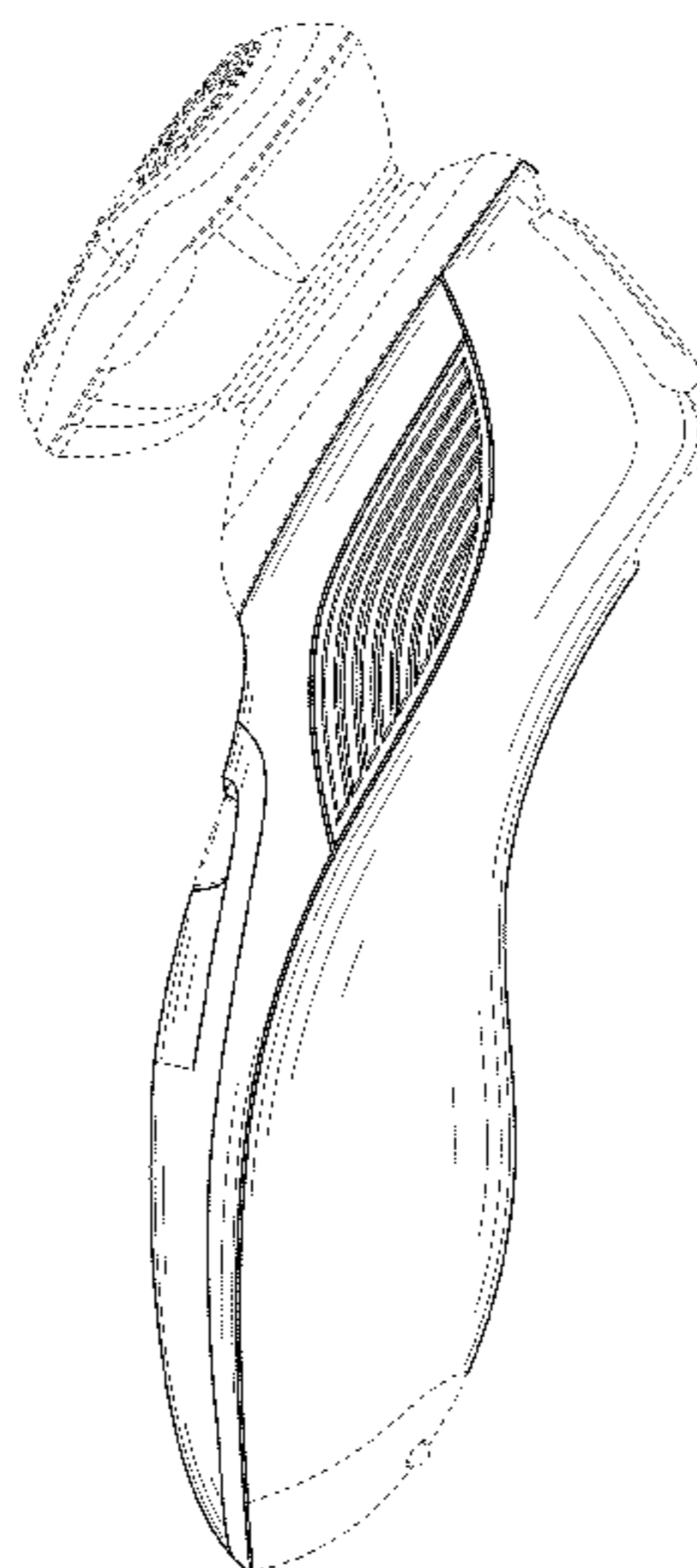
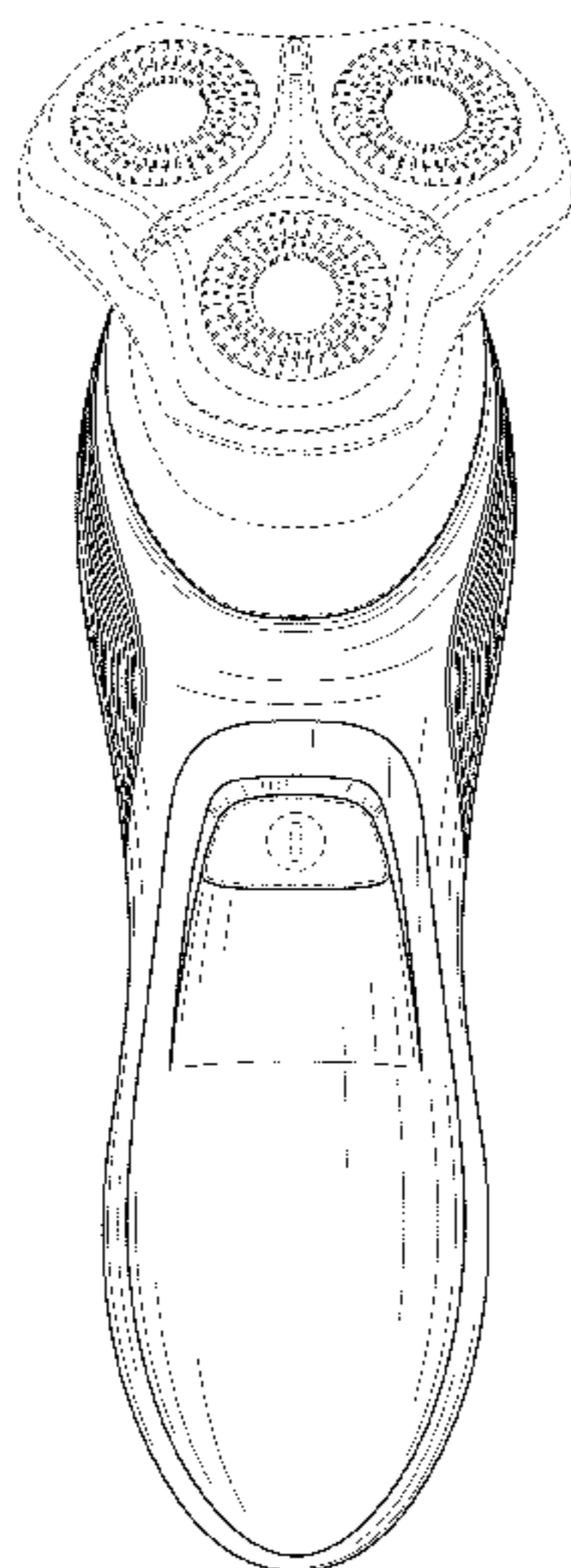
(57) **CLAIM**

The ornamental design for an electronic shaver, as shown and described.

DESCRIPTION

FIG. 1 is a front perspective view of an electronic shaver showing our new design;
FIG. 2 is a front view thereof;
FIG. 3 is a rear view thereof;
FIG. 4 is a right side view thereof;
FIG. 5 is a left side view thereof;
FIG. 6 is a top view thereof; and,
FIG. 7 is a bottom view thereof.
The broken lines are included for the purpose of illustrating portions of the shaver that form no part of the claimed design.

1 Claim, 6 Drawing Sheets



(56)

References Cited

U.S. PATENT DOCUMENTS

D593,252	S	5/2009	Masuda	
D601,301	S *	9/2009	Bao	D28/50
D608,051	S *	1/2010	Tamsiran	D28/44.1
D619,766	S	7/2010	Nitz et al.	
D620,198	S	7/2010	Nitz et al.	
D620,641	S	7/2010	Nitz et al.	
D620,642	S	7/2010	Nitz et al.	
D638,166	S *	5/2011	Martinez de San Vicente	D28/10
8,307,740	B2	11/2012	Minkes et al.	
D695,961	S *	12/2013	Prat-Pfister et al.	D28/50
D696,460	S *	12/2013	Prat-Pfister et al.	D28/53
8,601,695	B2 *	12/2013	Hamburg et al.	30/34.2
D698,491	S *	1/2014	Ellison et al.	D28/50
8,857,063	B2 *	10/2014	Koike	30/43.4
2004/0205969	A1	10/2004	Haites et al.	
2010/0275446	A1 *	11/2010	Schmitt et al.	30/43.4
2011/0173815	A1	7/2011	Koike	

2012/0110853	A1 *	5/2012	Mimura	30/43.5
2013/0180112	A1 *	7/2013	Koike	30/43.5
2014/0196292	A1 *	7/2014	Schmitt	30/41.6

FOREIGN PATENT DOCUMENTS

EM	000210604-0001	7/2004
EM	000252861-0001	11/2004
EM	000252903-0001	11/2004
EM	000255435-0001	11/2004
EM	000255633-0001	11/2004
EM	000034541-0001	5/2008
EM	000034541-0002	5/2008
EM	000935788-0001	5/2008
EM	000233572-0001	10/2009
EM	000278122-0001	1/2010
EM	000477500-0001	2/2011
EM	000482062-0001	2/2011
EM	000808225-0017	10/2012

* cited by examiner

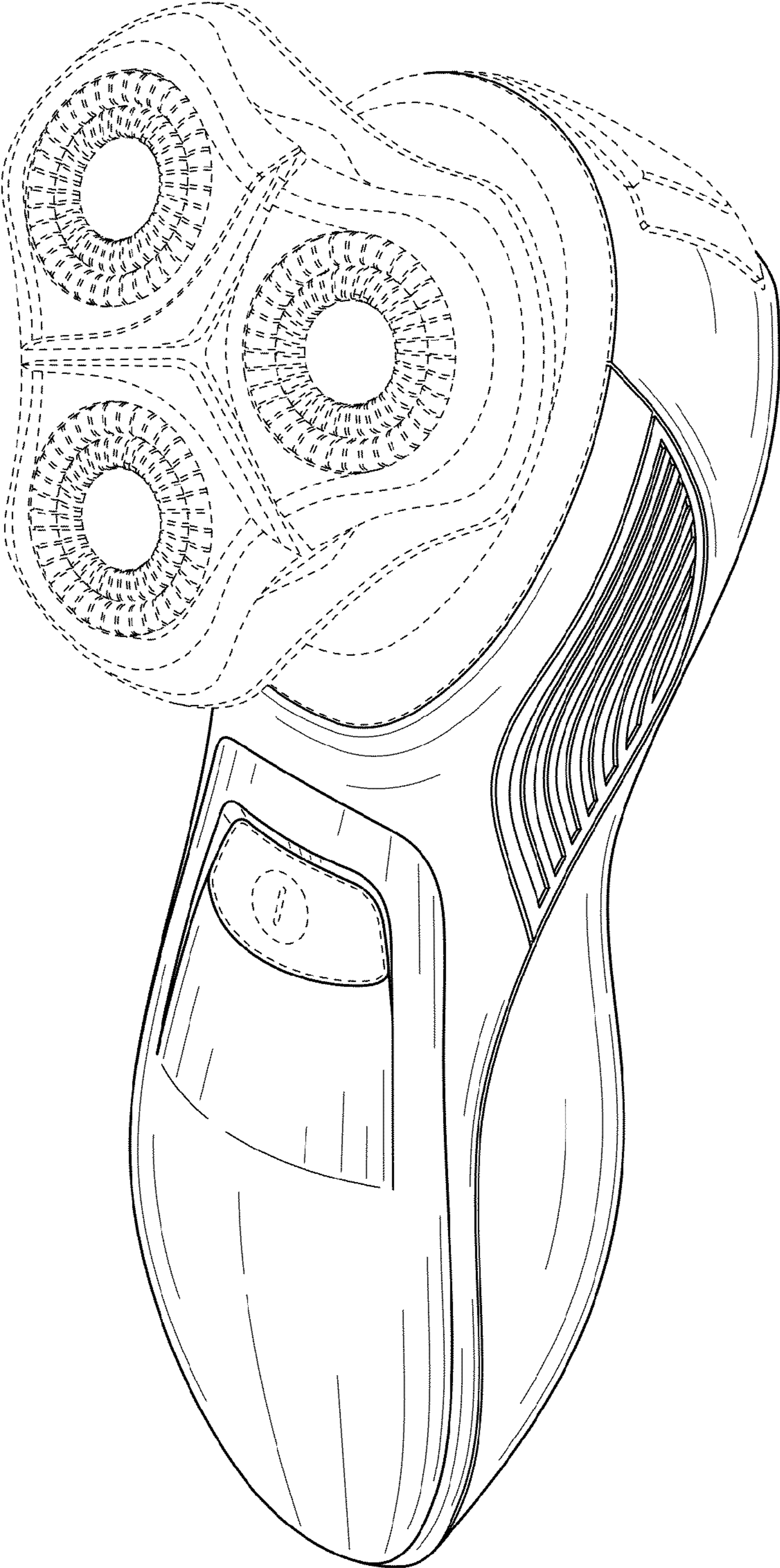


FIG. 1

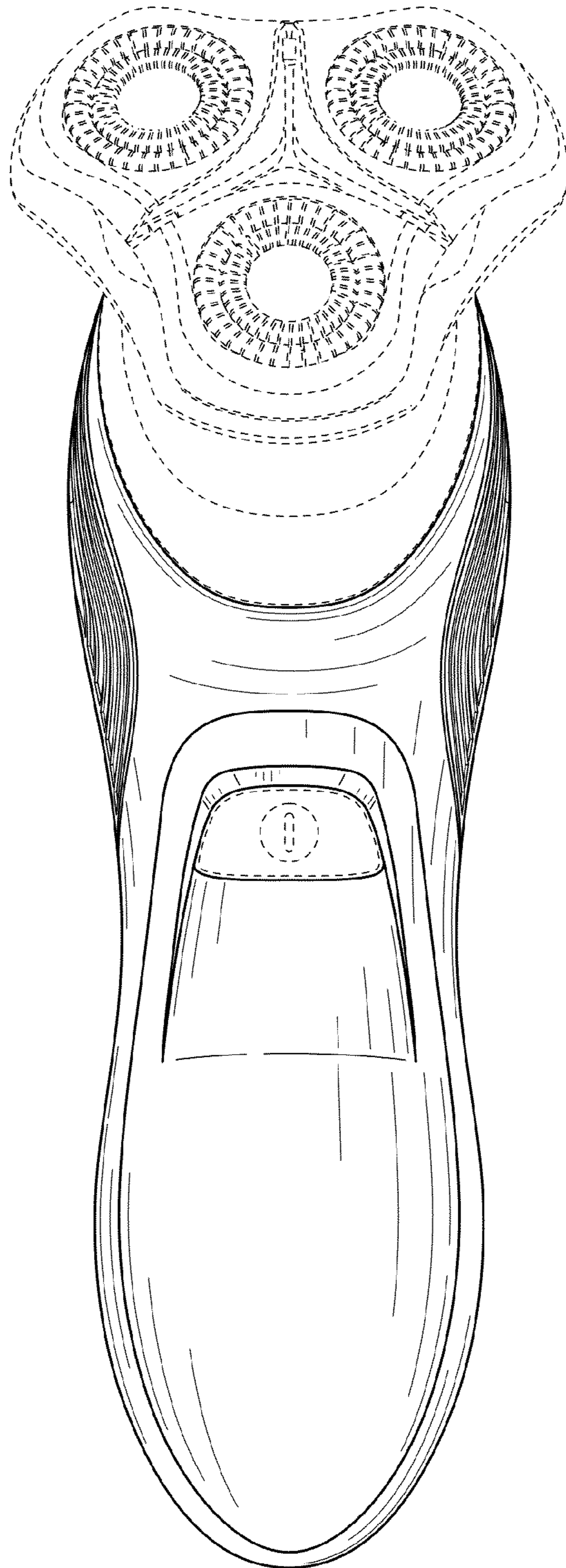


FIG. 2

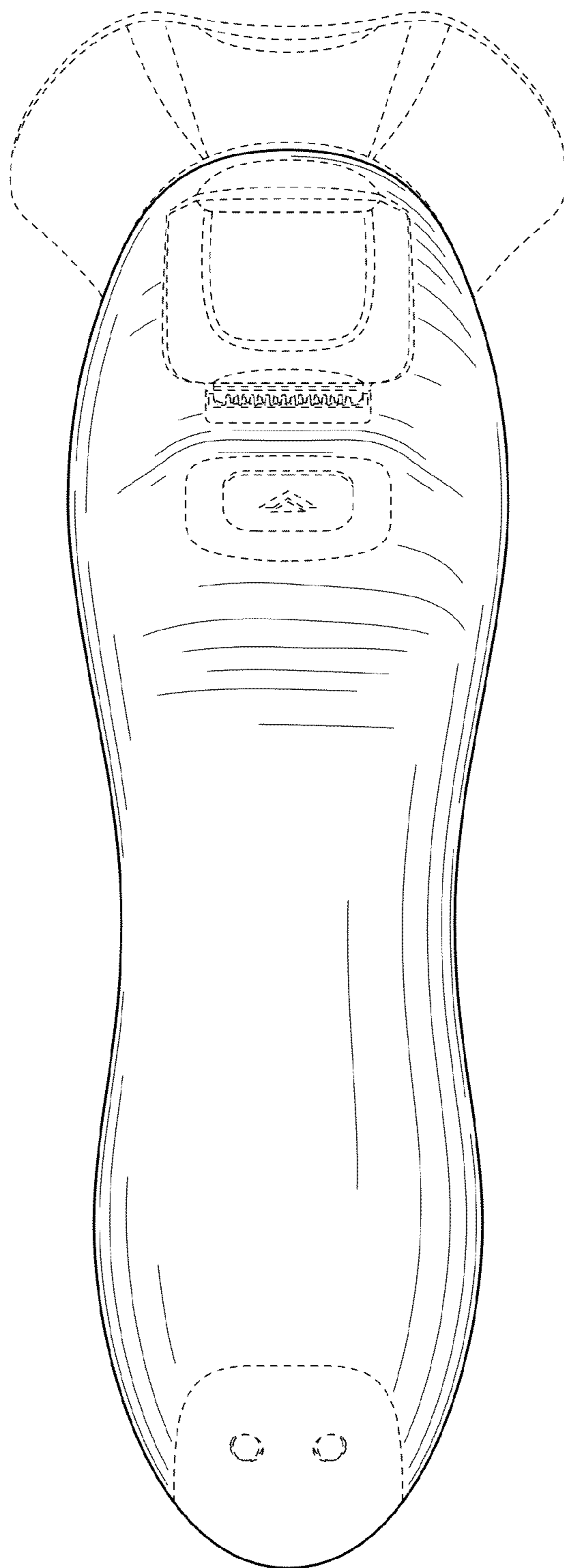


FIG. 3

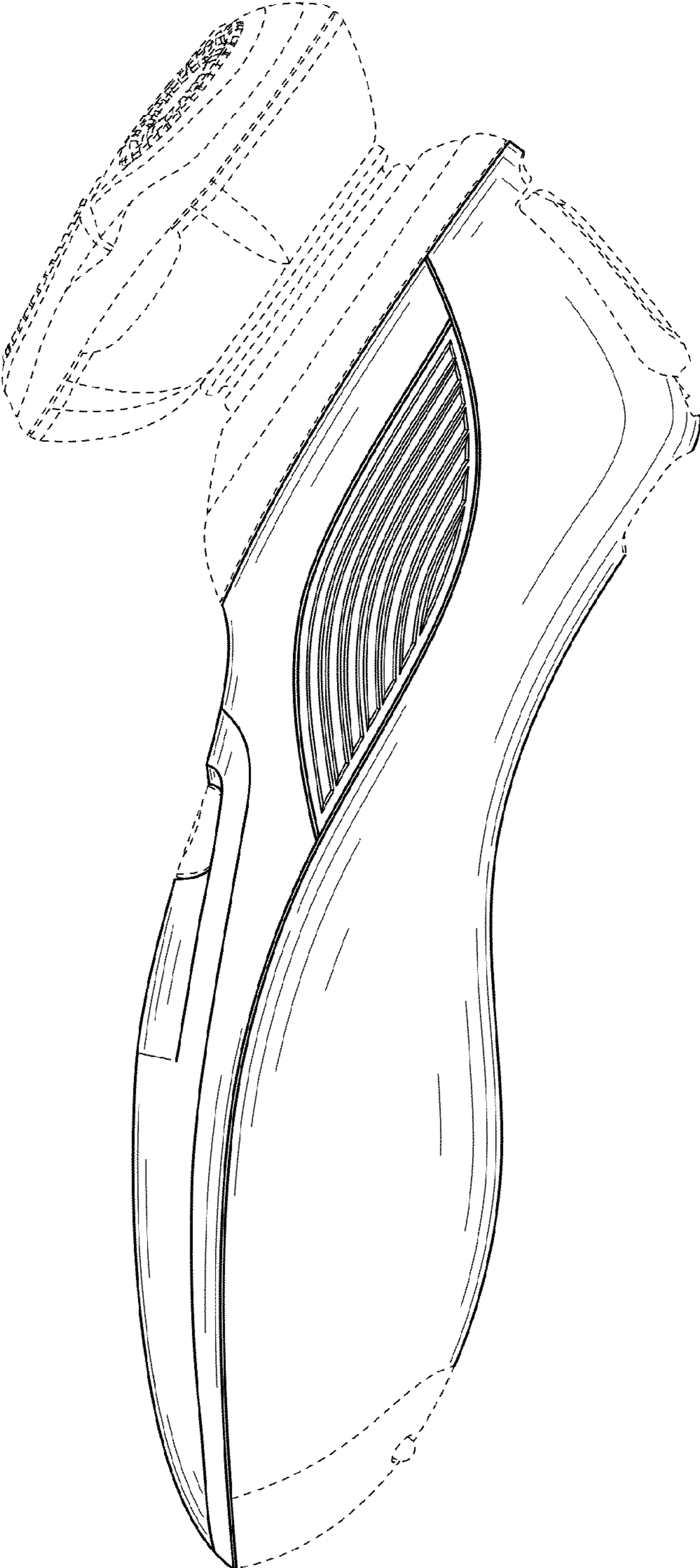


FIG. 4

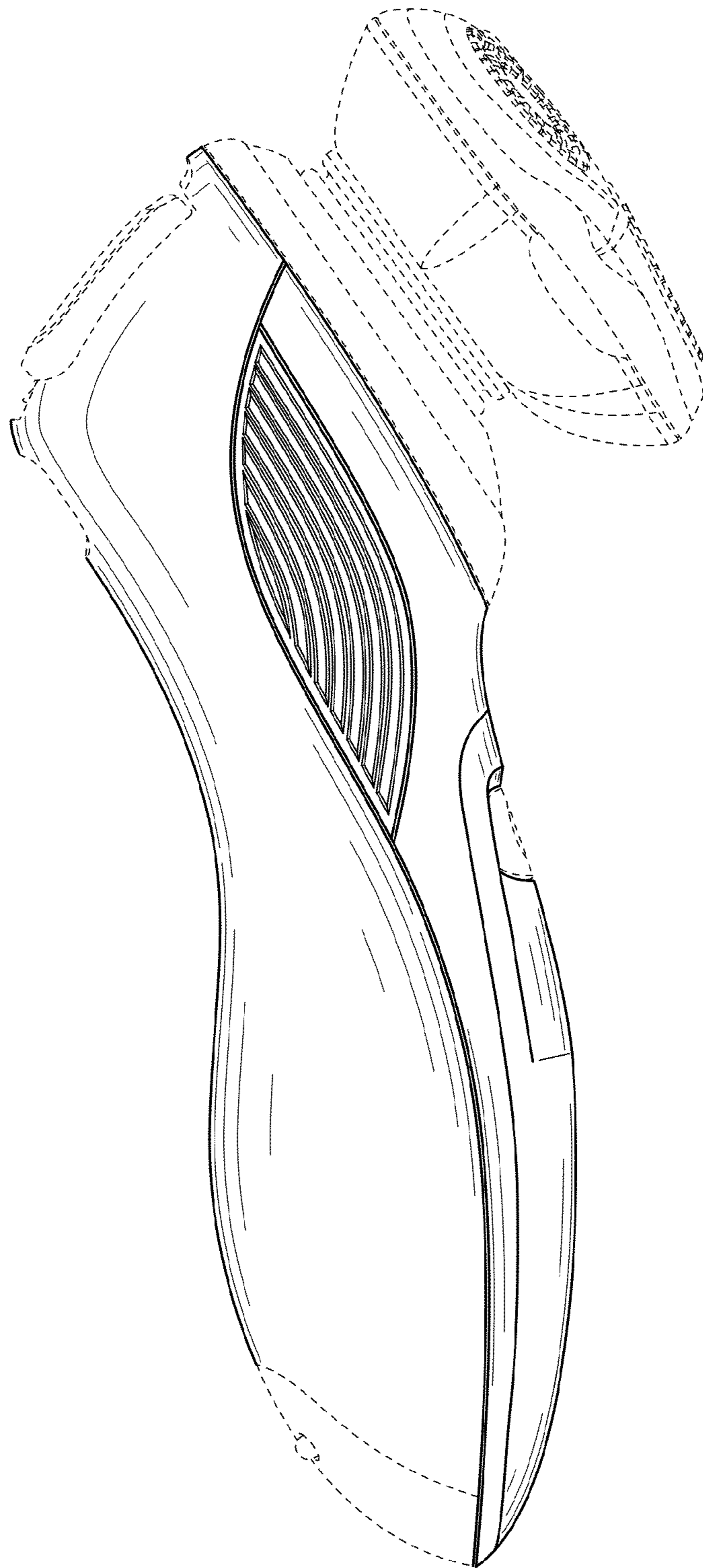


FIG. 5

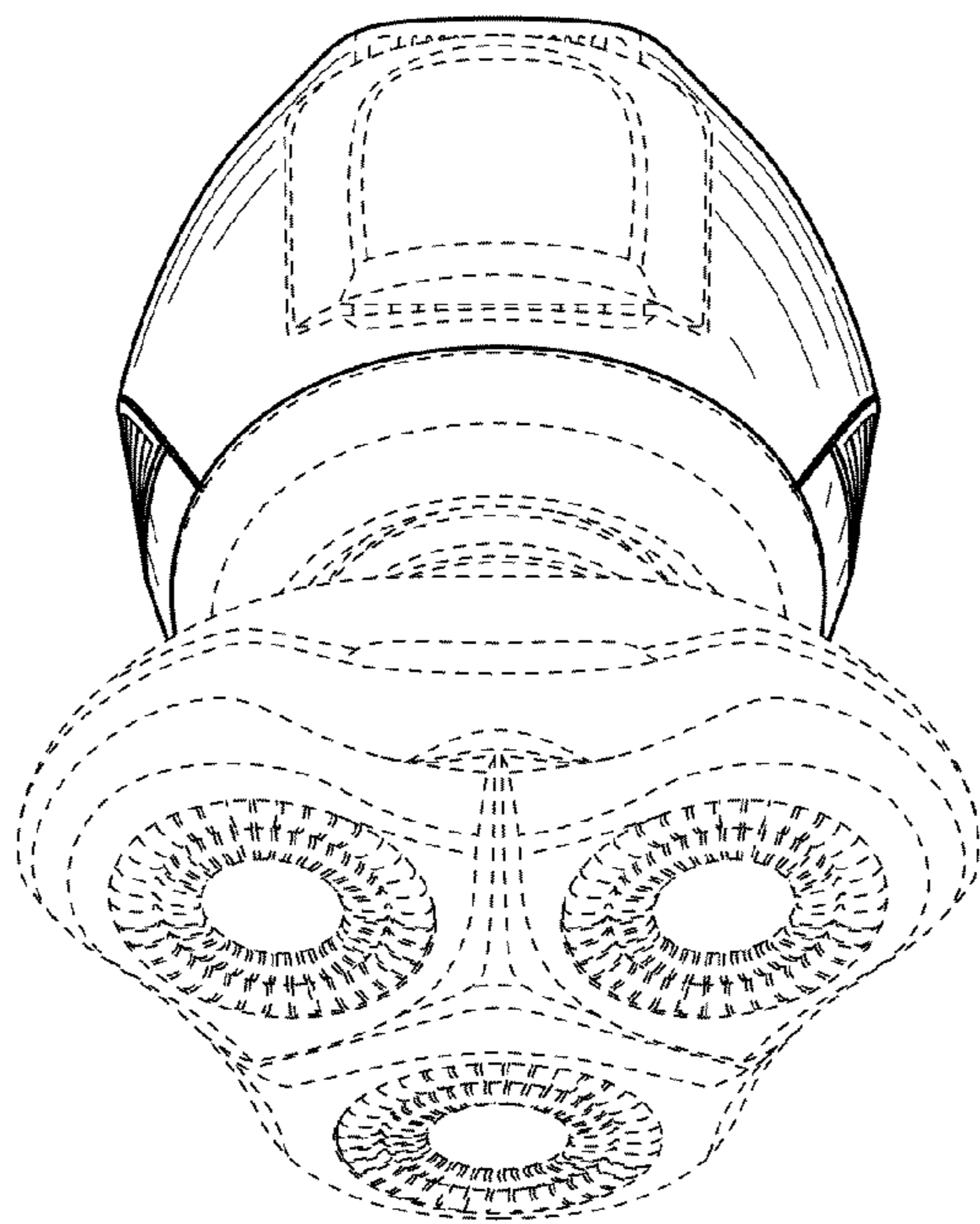


FIG. 6

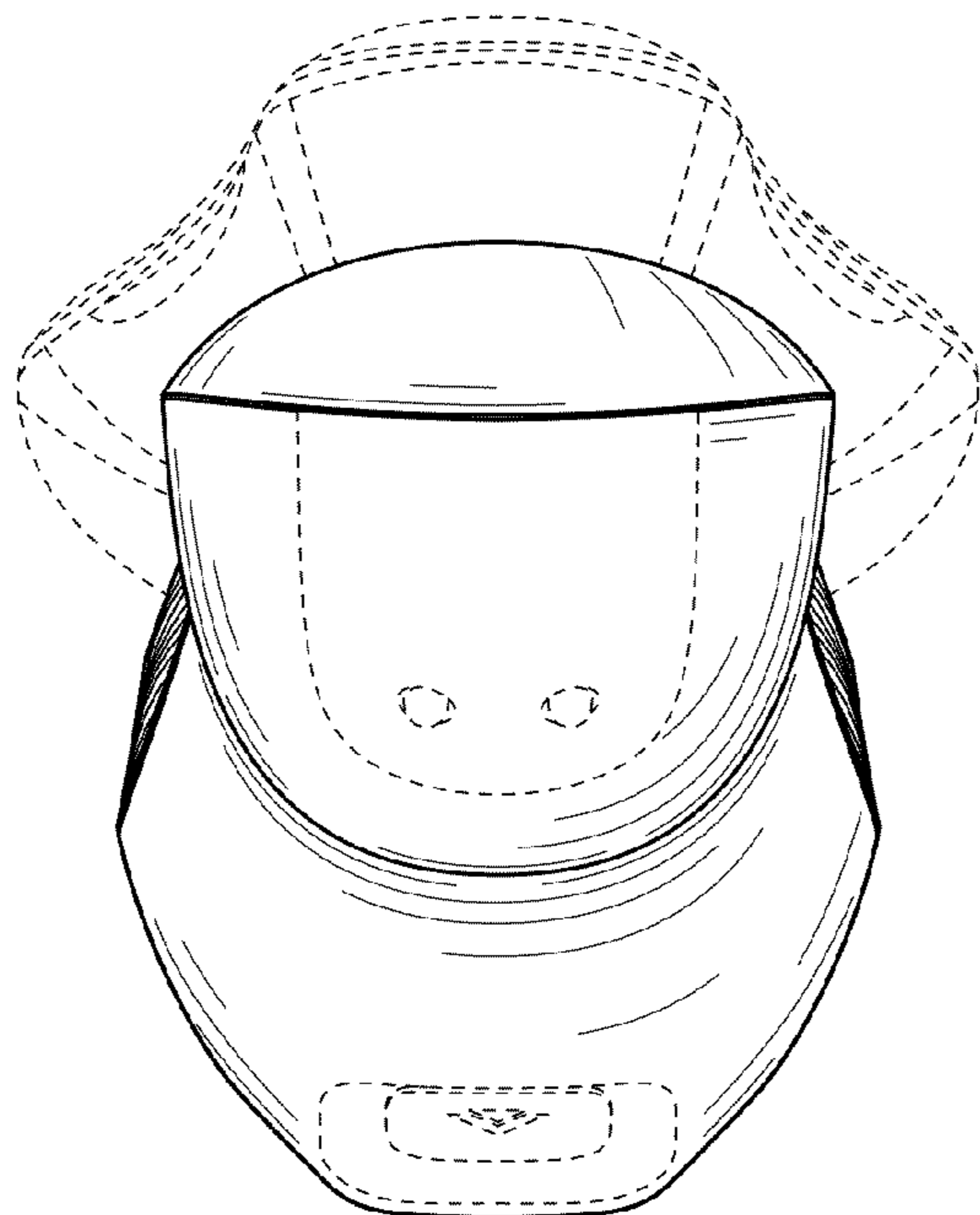


FIG. 7