



US00D738027S

(12) **United States Design Patent**
Wang et al.

(10) **Patent No.:** **US D738,027 S**
(45) **Date of Patent:** **** Sep. 1, 2015**

- (54) **ILLUMINATED OLED PANEL**
- (71) Applicant: **KONINKLIJKE PHILIPS N.V.**,
Eindhoven (NL)
- (72) Inventors: **Gang Wang**, Shanghai (CN); **Joerg Knipping**, Wegberg (DE); **Jun Lu**,
Shanghai (CN); **Erik Andre Hubert Wenmaekers**, Nuth (NL)
- (73) Assignee: **KONINKLIJKE PHILIPS N.V.**,
Eindhoven (NL)
- (**) Term: **14 Years**
- (21) Appl. No.: **29/490,962**
- (22) Filed: **May 15, 2014**

D514,073 S *	1/2006	Suenaga	D13/180
D538,576 S *	3/2007	Bartell et al.	D6/616
D587,539 S *	3/2009	Almeda et al.	D7/698
D600,966 S *	9/2009	Weng et al.	D6/632
D605,607 S *	12/2009	Watanabe	D13/173
D608,583 S *	1/2010	Millsap et al.	D7/354
D615,052 S *	5/2010	Imai et al.	D13/180
D615,826 S *	5/2010	Tsui	D7/698
D624,034 S *	9/2010	Takeuchi et al.	D13/180
D626,922 S *	11/2010	Wada	D13/180
D627,313 S *	11/2010	Lai et al.	D13/180
D631,744 S *	2/2011	Golota et al.	D9/435
D633,451 S *	3/2011	Fujihara et al.	D13/180
D635,829 S *	4/2011	Morrish et al.	D7/624.1
D641,905 S *	7/2011	Janssen	D26/63
D642,054 S *	7/2011	Samartgis	D9/435
D645,008 S *	9/2011	Shan et al.	D13/180
D645,345 S *	9/2011	Liebowitz et al.	D9/435
D646,163 S *	10/2011	Liebowitz et al.	D9/435

(Continued)

(30) **Foreign Application Priority Data**

- Nov. 18, 2013 (EM) 002346957-0001
- (51) **LOC (10) Cl.** **26-03**
- (52) **U.S. Cl.**
USPC **D26/85**
- (58) **Field of Classification Search**
USPC D26/9, 10, 12, 13, 15, 16, 24, 51, 61,
D26/72, 76, 80, 81, 85, 86, 88, 89, 90, 113,
D26/118, 119, 120, 122, 124, 128, 129, 138,
D26/143, 144; D13/180; D10/18, 21, 24,
D10/25, 27, 28, 46, 93, 104.1; D23/261;
D7/624.1, 624.2
CPC B60Q 1/04; B60Q 1/26; F21S 8/026;
F21S 8/04; F21V 29/004; F21V 21/02;
F21V 21/04; F21V 29/2212; F21Y 2101/02
See application file for complete search history.

(56) **References Cited**

U.S. PATENT DOCUMENTS

- D316,460 S * 4/1991 Neece D26/139
- 6,276,818 B1 * 8/2001 Wang 362/374

OTHER PUBLICATIONS

Feel Lab OLED lamp, image post date Jul. 22, 2013, site visited Apr. 14, 2015, (online), <<http://www.oled-info.com/feel-lab-launches-two-new-oled-lamps-interesting-designs>>.*

Primary Examiner — Kevin Rudzinski
Assistant Examiner — Sean D Lough


(57) **CLAIM**

The ornamental design for a illuminated OLED panel, as shown.

DESCRIPTION

FIG. 1 is a perspective view showing my design;
FIG. 2 is a front elevational view thereof;
FIG. 3 is a rear elevational view thereof;
FIG. 4 is a right side elevational view thereof;
FIG. 5 is a left side elevational view thereof;
FIG. 6 is a top plan view thereof; and,
FIG. 7 is a bottom plan view thereof.

1 Claim, 4 Drawing Sheets



(56)

References Cited

U.S. PATENT DOCUMENTS

D646,918 S *	10/2011	Wynalda et al.	D6/632	D694,925 S *	12/2013	Fukasawa et al.	D26/63
D653,801 S *	2/2012	Neiman	D26/142	D695,442 S *	12/2013	Speier et al.	D26/74
D654,204 S *	2/2012	Friesen	D26/73	D704,358 S *	5/2014	Joo et al.	D26/1
D658,094 S *	4/2012	Dunn	D11/184	D704,370 S *	5/2014	Su	D26/72
D660,090 S *	5/2012	Lane et al.	D7/624.1	D705,984 S *	5/2014	Klus	D26/138
D663,206 S *	7/2012	Nelson et al.	D9/456	D706,481 S *	6/2014	Holland et al.	D26/78
D667,681 S *	9/2012	Carsten	D7/359	D707,383 S *	6/2014	Carraher	D26/89
D670,598 S *	11/2012	Dunn	D11/184	D707,880 S *	6/2014	Magnusson	D26/120
D680,866 S *	4/2013	Golota et al.	D9/435	D708,156 S *	7/2014	Joo et al.	D13/180
D686,772 S *	7/2013	Waltz et al.	D26/118	D709,039 S *	7/2014	Ko et al.	D13/180
D690,277 S *	9/2013	Matsuhisa et al.	D13/180	D715,478 S *	10/2014	Blum et al.	D26/85
D690,867 S *	10/2013	Mayfield, III	D26/74	D716,097 S *	10/2014	Altounian	D7/354
D693,501 S *	11/2013	Kochman	D26/63	D718,484 S *	11/2014	Eberle	D26/89
D694,753 S *	12/2013	McManigal et al.	D14/368	D718,762 S *	12/2014	Aarrestad et al.	D14/255
				D720,437 S *	12/2014	Togawa et al.	D23/261
				D724,774 S *	3/2015	Mayfield, III	D26/74
				2007/0274667 A1 *	11/2007	Loh et al.	385/146

* cited by examiner




FIG. 1




FIG. 2




FIG. 3



FIG. 4



FIG. 5



FIG. 6



FIG. 7