



US00D738019S

(12) **United States Design Patent**  
**Lin**

(10) **Patent No.:** **US D738,019 S**  
(45) **Date of Patent:** **\*\* Sep. 1, 2015**

(54) **LED LAMP**

(71) Applicant: **Eagle Technology Co., Ltd.**, Guangzhou (CN)

(72) Inventor: **Gao Lin**, Guangzhou (CN)

(73) Assignee: **EAGLE TECHNOLOGY CO., LTD.**, Guangzhou, Chima

(\*\*) Term: **14 Years**

(21) Appl. No.: **29/512,418**

(22) Filed: **Dec. 18, 2014**

**Related U.S. Application Data**

(62) Division of application No. 29/443,796, filed on Jan. 22, 2013, now Pat. No. Des. 724,770.

(30) **Foreign Application Priority Data**

Jul. 20, 2012 (EM) ..... 002077008

(51) **LOC (10) Cl.** ..... **26-06**

(52) **U.S. Cl.**  
USPC ..... **D26/28**

(58) **Field of Classification Search**

CPC combination set(s) only.  
See application file for complete search history.

(56) **References Cited**

U.S. PATENT DOCUMENTS

D490,172 S *	5/2004	Yamamoto .....	D26/28
D547,886 S	7/2007	Foo	
D554,279 S *	10/2007	Jeffries .....	D26/28
D564,683 S *	3/2008	Roach et al. ....	D26/28
D570,009 S *	5/2008	Kani et al. ....	D26/28
D574,978 S *	8/2008	Hyodo et al. ....	D26/28
D614,321 S	4/2010	Yang	
D621,971 S	8/2010	Yamamoto et al.	
D643,948 S	8/2011	Wada et al.	

\* cited by examiner

*Primary Examiner* — Marcus Jackson

(74) *Attorney, Agent, or Firm* — Knobbe Martens Olson & Bear LLP

(57) **CLAIM**

The ornamental design for an LED lamp, as shown and described.

**DESCRIPTION**

FIG. 1 is top plan view of an LED lamp showing my new design.

FIG. 2 is a left-rear perspective view thereof. The right-rear perspective view is a mirror image of the left-rear perspective view.

FIG. 3 is a front elevational view thereof.

FIG. 4 is a rear elevational view thereof.

FIG. 5 is a bottom plan view thereof.

FIG. 6 is a top-left-front perspective view thereof; and,

FIG. 7 is a rear-top-left perspective view thereof.

**1 Claim, 7 Drawing Sheets**



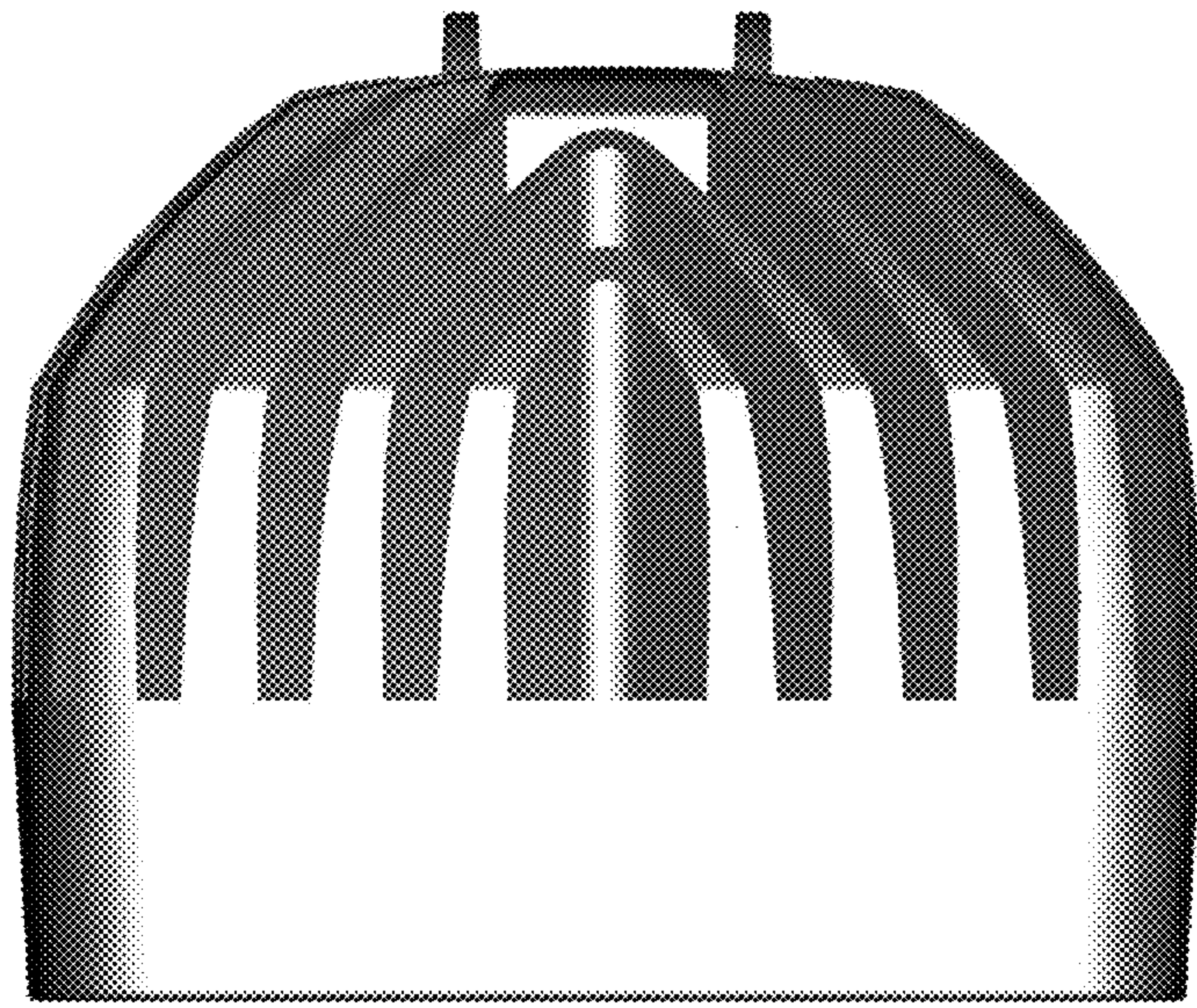


FIG. 1






FIG. 2




FIG. 3



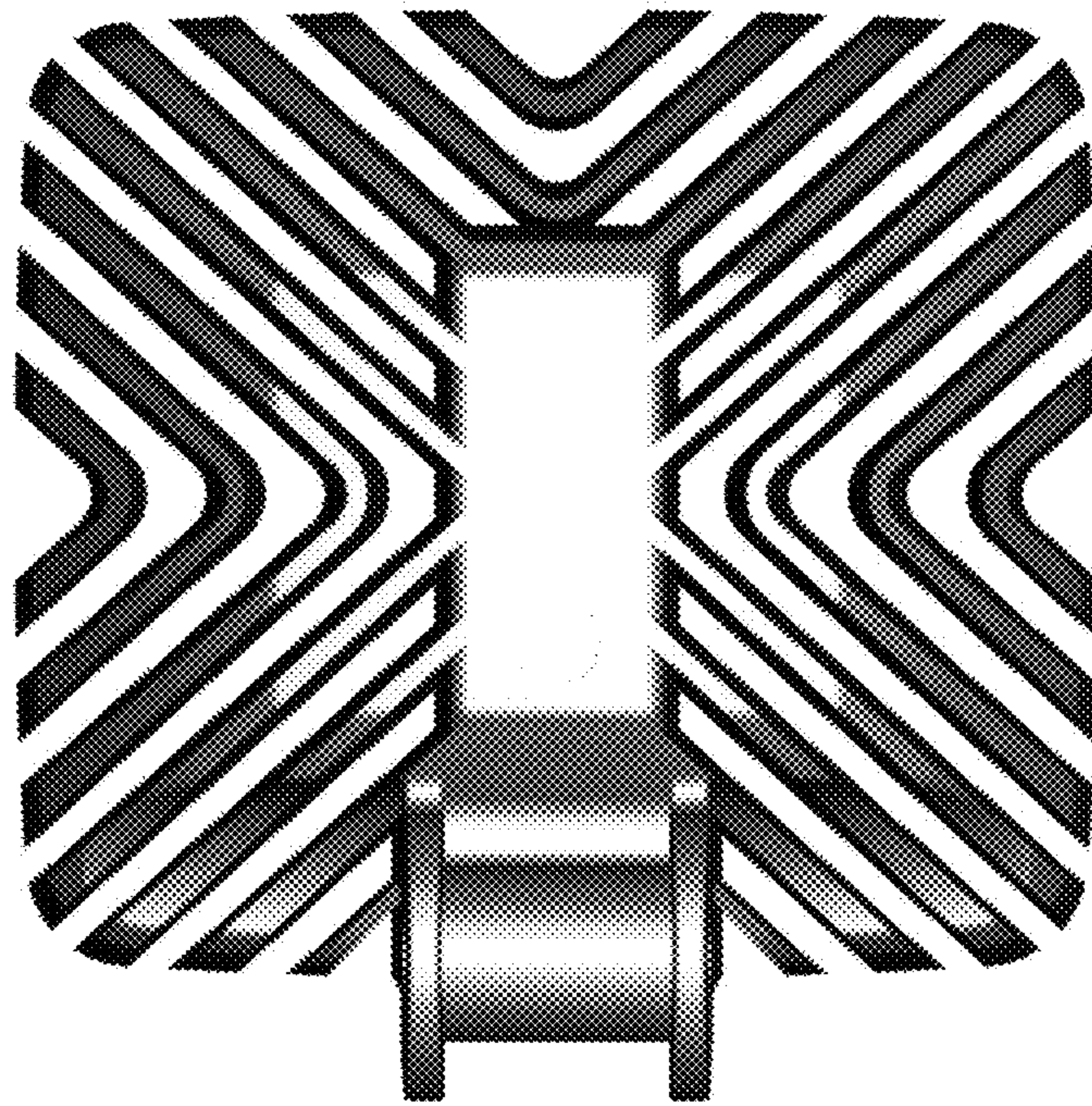


FIG. 4

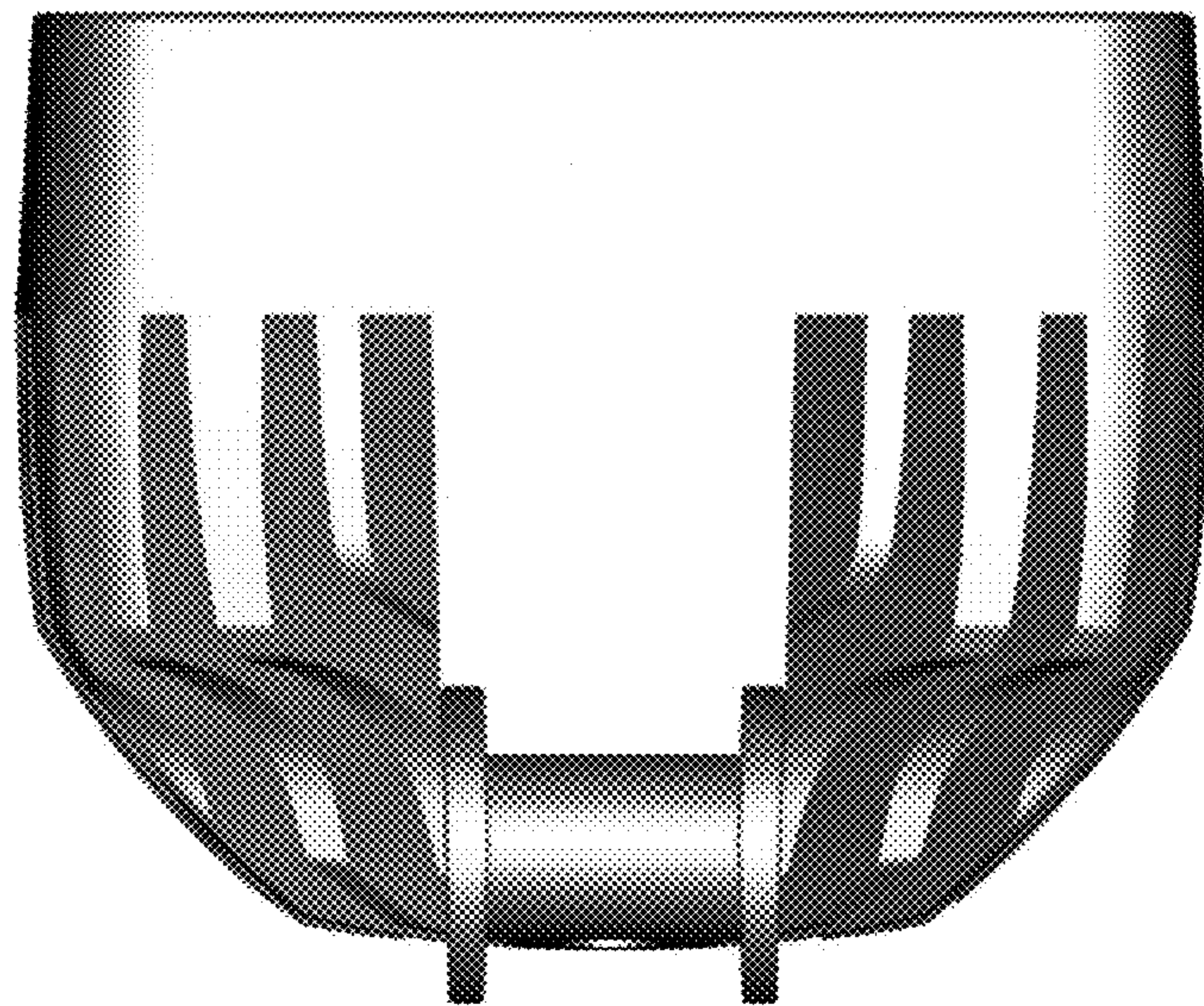


FIG. 5





FIG. 6






FIG. 7