



US00D737975S

(12) **United States Design Patent**
Dutschmann

(10) **Patent No.:** **US D737,975 S**

(45) **Date of Patent:** **** Sep. 1, 2015**

(54) **X-RAY MARKER**

(56) **References Cited**

(71) Applicant: **Ruth Elizabeth Dutschmann,**
McGregor, TX (US)

U.S. PATENT DOCUMENTS

(72) Inventor: **Ruth Elizabeth Dutschmann,**
McGregor, TX (US)

1,168,177 A	1/1916	Yoanna
2,071,912 A	2/1937	Auer
2,172,528 A	9/1939	Auer
2,257,933 A	10/1941	Belknap
2,433,480 A	12/1947	Rendich
2,497,445 A	2/1950	Gaul
3,518,428 A	6/1970	Ring
3,610,510 A	10/1971	Lowry
3,619,611 A	11/1971	Hall
3,643,358 A	2/1972	Morderosian
4,035,653 A	7/1977	Karasco

(**) Term: **14 Years**

(21) Appl. No.: **29/500,981**

(22) Filed: **Aug. 29, 2014**

(Continued)

OTHER PUBLICATIONS

Copending U.S. Appl. No. 29/500,977, filed Aug. 29, 2014.

(Continued)

Related U.S. Application Data

(62) Division of application No. 29/468,409, filed on Sep. 30, 2013, now Pat. No. Des. 718,453, which is a division of application No. 29/453,061, filed on Apr. 24, 2013, now Pat. No. Des. 695,900, which is a division of application No. 29/422,200, filed on May 17, 2012, now Pat. No. Des. 683,457, which is a division of application No. 29/394,036, filed on Jun. 13, 2011, now Pat. No. Des. 661,398, which is a division of application No. 29/370,009, filed on May 26, 2010, now Pat. No. Des. 639,952.

Primary Examiner — Anhdao Doan

(74) *Attorney, Agent, or Firm* — Meyertons, Hood, Kivlin, Kowert & Goetzel, P.C.; Eric B. Meyertons

(51) **LOC (10) Cl.** **24-01**

(52) **U.S. Cl.**
USPC **D24/158**

(58) **Field of Classification Search**
USPC D24/158–161, 189; D20/22–24, 30;
D1/107, 128, 111; D11/57, 100, 134,
D11/137, 99; 378/162–165; 600/414, 420,
600/426
CPC A61B 19/54; A61B 2019/5454; A61B
2019/5466

(57) **CLAIM**

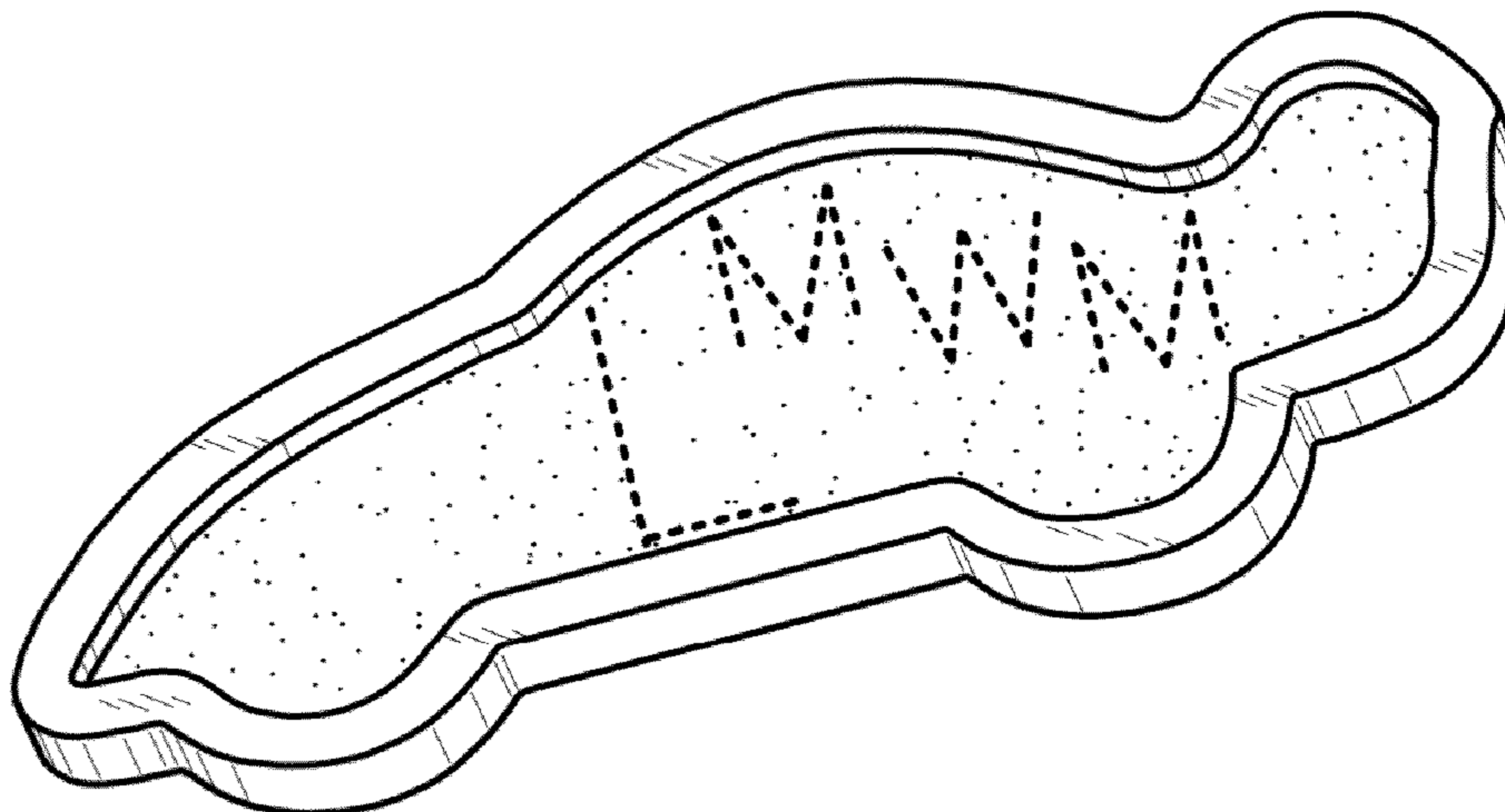
The ornamental design for an x-ray marker, as shown and described.

DESCRIPTION

FIG. 1 is a front perspective view of an x-ray marker.
FIG. 2 is a front view of an x-ray marker.
FIG. 3 is a top side view of an x-ray marker.
FIG. 4 is a right side view of an x-ray marker.
FIG. 5 is a left side view of an x-ray marker.
FIG. 6 is a bottom view of an x-ray marker; and,
FIG. 7 is a rear view of an x-ray marker.
The broken lines in the drawings are for illustrative purposes only and form no part of the claimed design.

See application file for complete search history.

1 Claim, 2 Drawing Sheets



(56)

References Cited

U.S. PATENT DOCUMENTS

4,121,108 A 10/1978 Manor
 4,127,774 A 11/1978 Gillen
 4,194,122 A 3/1980 Mitchell et al.
 4,274,006 A 6/1981 Caine
 4,426,723 A 1/1984 Rouse
 D290,206 S 6/1987 Murphy
 4,698,836 A 10/1987 Minasian
 D294,040 S 2/1988 Peyton
 D295,390 S 4/1988 Maddox et al.
 4,863,470 A 9/1989 Carter
 D311,267 S 10/1990 Pesta
 D323,045 S 1/1992 Gabler
 D324,602 S * 3/1992 Meyers et al. D1/111
 D325,804 S 5/1992 Meyers et al.
 5,193,106 A 3/1993 DeSena
 5,232,452 A 8/1993 Russell et al.
 5,297,188 A 3/1994 Fajac et al.
 D346,827 S 5/1994 Wolff
 5,323,443 A 6/1994 Lary
 5,345,494 A 9/1994 Willey
 5,394,456 A 2/1995 Livingston
 D355,975 S 3/1995 Patoskie et al.
 5,412,706 A 5/1995 Deibel
 5,469,847 A 11/1995 Zinreich et al.
 D369,836 S 5/1996 Mazzio
 5,592,527 A 1/1997 Ray
 D378,867 S * 4/1997 Champane D1/106
 5,640,438 A 6/1997 Talluto et al.
 5,657,366 A 8/1997 Nakayama
 5,659,592 A 8/1997 Robertson et al.
 5,702,128 A 12/1997 Maxim et al.
 D390,702 S 2/1998 Pflueger
 D396,756 S * 8/1998 Flauto et al. D5/65
 D404,135 S 1/1999 Dunshee
 6,160,870 A 12/2000 Jacobson
 6,354,737 B1 3/2002 Hufe et al.
 D460,716 S 7/2002 Bowles
 D470,890 S 2/2003 Meyer
 D477,367 S 7/2003 Gaines et al.
 D479,561 S 9/2003 Meyer

D491,711 S 6/2004 Arbaugh
 D494,998 S 8/2004 Blanke
 D503,980 S 4/2005 Sayre et al.
 D505,846 S 6/2005 Toma
 D509,128 S 9/2005 Kelleghan
 D515,280 S 2/2006 Luciano et al.
 7,092,492 B2 8/2006 Marn
 7,123,690 B1 10/2006 Brown et al.
 7,127,039 B2 10/2006 Woods
 D531,847 S 11/2006 Lesniak
 D541,872 S 5/2007 Houle
 D542,852 S 5/2007 Russell
 D546,026 S 7/2007 Ellsworth
 D552,735 S 10/2007 Archambault
 D559,985 S 1/2008 Dziertatka
 D580,817 S 11/2008 Zarzaur
 D584,360 S 1/2009 Yuengling
 D591,666 S 5/2009 Valeri
 D618,133 S 6/2010 Michaels
 D620,226 S 7/2010 Adkins
 D631,278 S 1/2011 Curtis
 D639,952 S 6/2011 Dutschmann
 D661,398 S 6/2012 Dutschmann
 D669,588 S 10/2012 Dutschmann
 D670,872 S 11/2012 Woodzelle et al.
 D683,457 S 5/2013 Dutschmann
 D683,458 S 5/2013 Dutschmann
 D695,899 S 12/2013 Dutschmann
 D695,900 S 12/2013 Dutschmann
 D718,453 S 11/2014 Dutschmann
 2004/0052333 A1 3/2004 Sayre et al.
 2004/0116802 A1 6/2004 Jessop et al.
 2004/0147846 A1 7/2004 Mueller et al.

OTHER PUBLICATIONS

Copending U.S. Appl. No. 29/500,981, filed Aug. 29, 2014.
 Copending U.S. Appl. No. 29/500,987, filed Aug. 29, 2014.
 Copending U.S. Appl. No. 29/507,038, filed Oct. 23, 2014.
 Copending U.S. Appl. No. 29/510,569, filed Dec. 21, 2014.
 Ex Parte Quayle Action for Design U.S. Appl. No. 29/373,558 mailed
 Mar. 30, 2012.

* cited by examiner

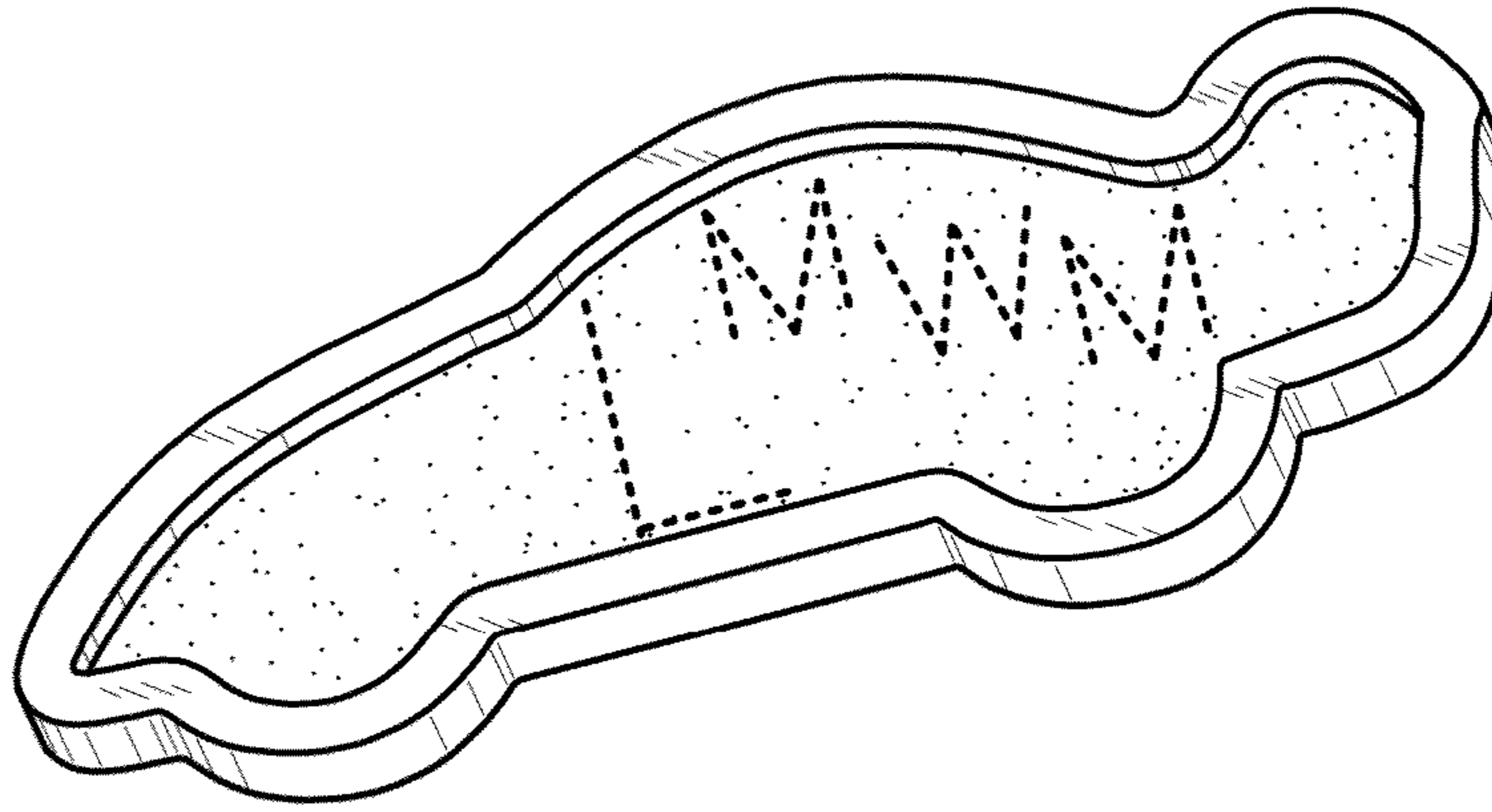


FIG. 1

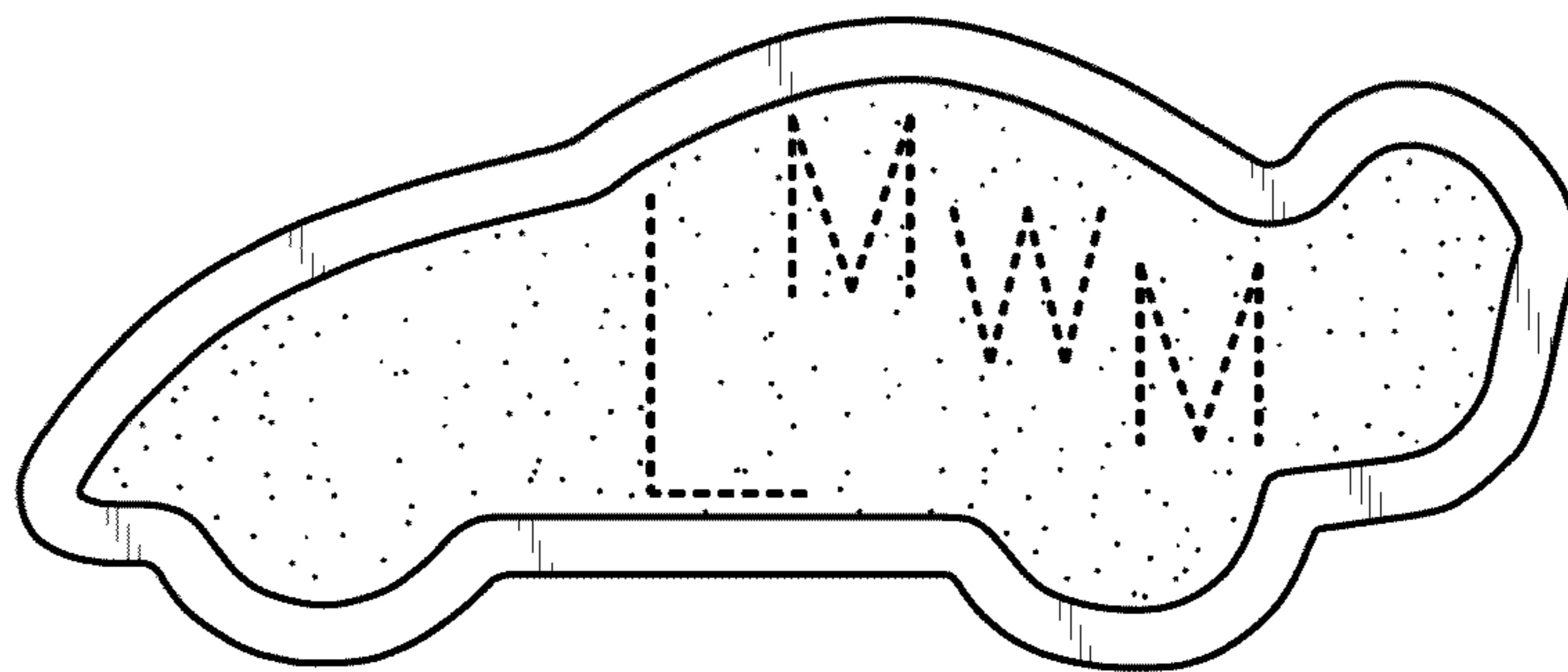


FIG. 2




FIG. 3



FIG. 4



FIG. 5




FIG. 6

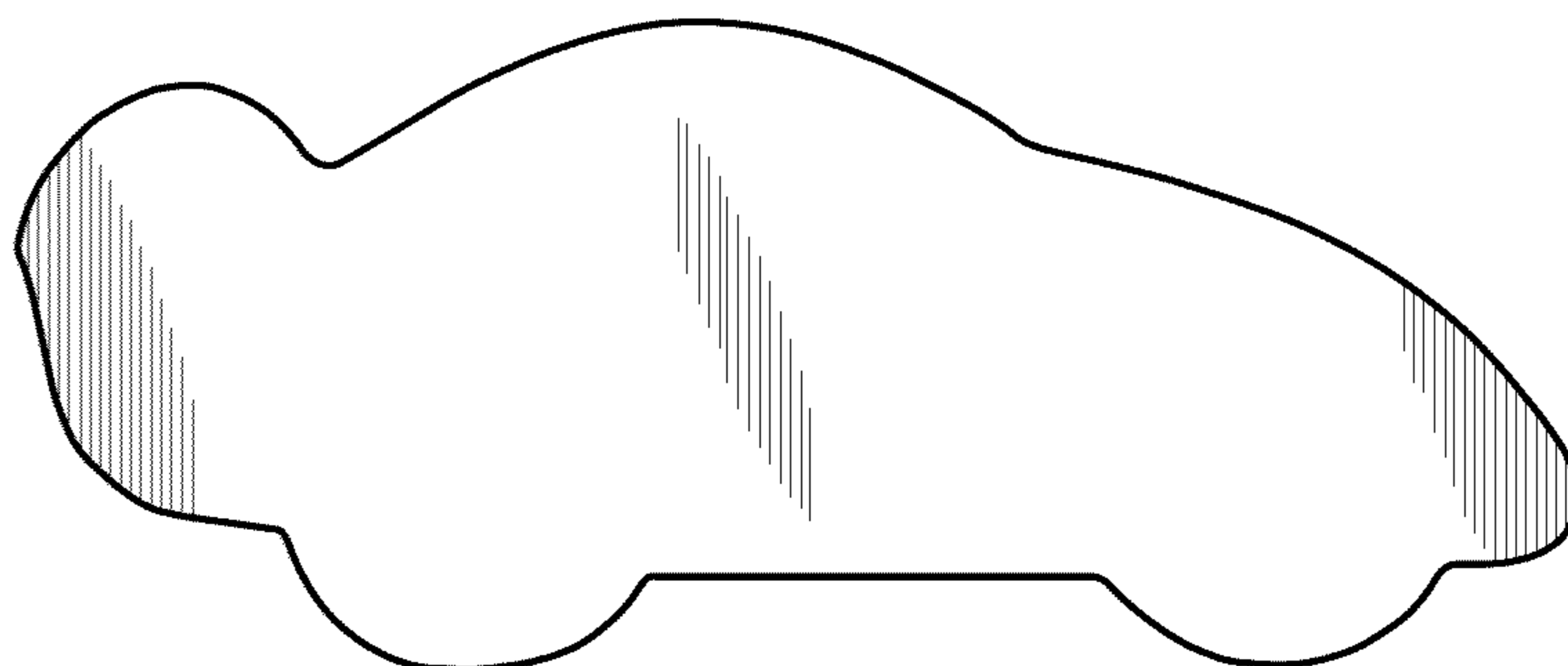


FIG. 7