



US00D737945S

(12) **United States Design Patent**
Leatzow et al.

(10) **Patent No.:** **US D737,945 S**
(45) **Date of Patent:** **** Sep. 1, 2015**

(54) **FILTER**

(71) Applicant: **Illinois Tool Works Inc.**, Glenview, IL (US)

(72) Inventors: **Derek J. Leatzow**, Chicago, IL (US);
Keith A. Grider, Chicago, IL (US);
Daniel J. Greene, Chicago, IL (US)

(73) Assignee: **Illinois Tool Works Inc.**, Glenview, IL (US)

(**) Term: **14 Years**

(21) Appl. No.: **29/449,564**

(22) Filed: **Mar. 15, 2013**

(51) **LOC (10) Cl.** **23-04**

(52) **U.S. Cl.**
USPC **D23/365**

(58) **Field of Classification Search**
USPC D23/365, 209, 363, 358, 386, 354, 341,
D23/364; 55/385.3, 502, 497, 506, 505,
55/521, 495, 422, 493, DIG. 30; 210/435,
210/130, 136, 248, 339, 448, 452, 497.1;
D15/5
CPC B01D 46/0004; B01D 46/0041; B01D
46/30; B01D 46/0086; B01D 46/0024; B01D
46/44; B01D 46/444; B01D 46/46; B01D
46/446

See application file for complete search history.

(56) **References Cited**

U.S. PATENT DOCUMENTS

3,780,260 A	12/1973	Elsner
4,629,482 A	12/1986	Davis
4,658,707 A	4/1987	Hawkins et al.
4,772,297 A	9/1988	Anzai
4,786,295 A	11/1988	Newman et al.
4,859,220 A	8/1989	Leber et al.
4,960,143 A	10/1990	Dore et al.

D320,071 S	9/1991	Cook
5,069,691 A	12/1991	Travis et al.
5,163,818 A	11/1992	Betsill et al.
5,230,723 A	7/1993	Travis et al.
5,433,763 A	7/1995	Shagott et al.
5,436,216 A *	7/1995	Toyao et al. 502/439
D365,388 S	12/1995	Williams
D365,389 S	12/1995	Williams

(Continued)

FOREIGN PATENT DOCUMENTS

CN	101010142 A	8/2007
WO	WO 2006012520 A2	2/2006

OTHER PUBLICATIONS

International Search Report and Written Opinion for International Application No. PCT/US2014/024800, mailed Oct. 13, 2014 (16 pages).

(Continued)

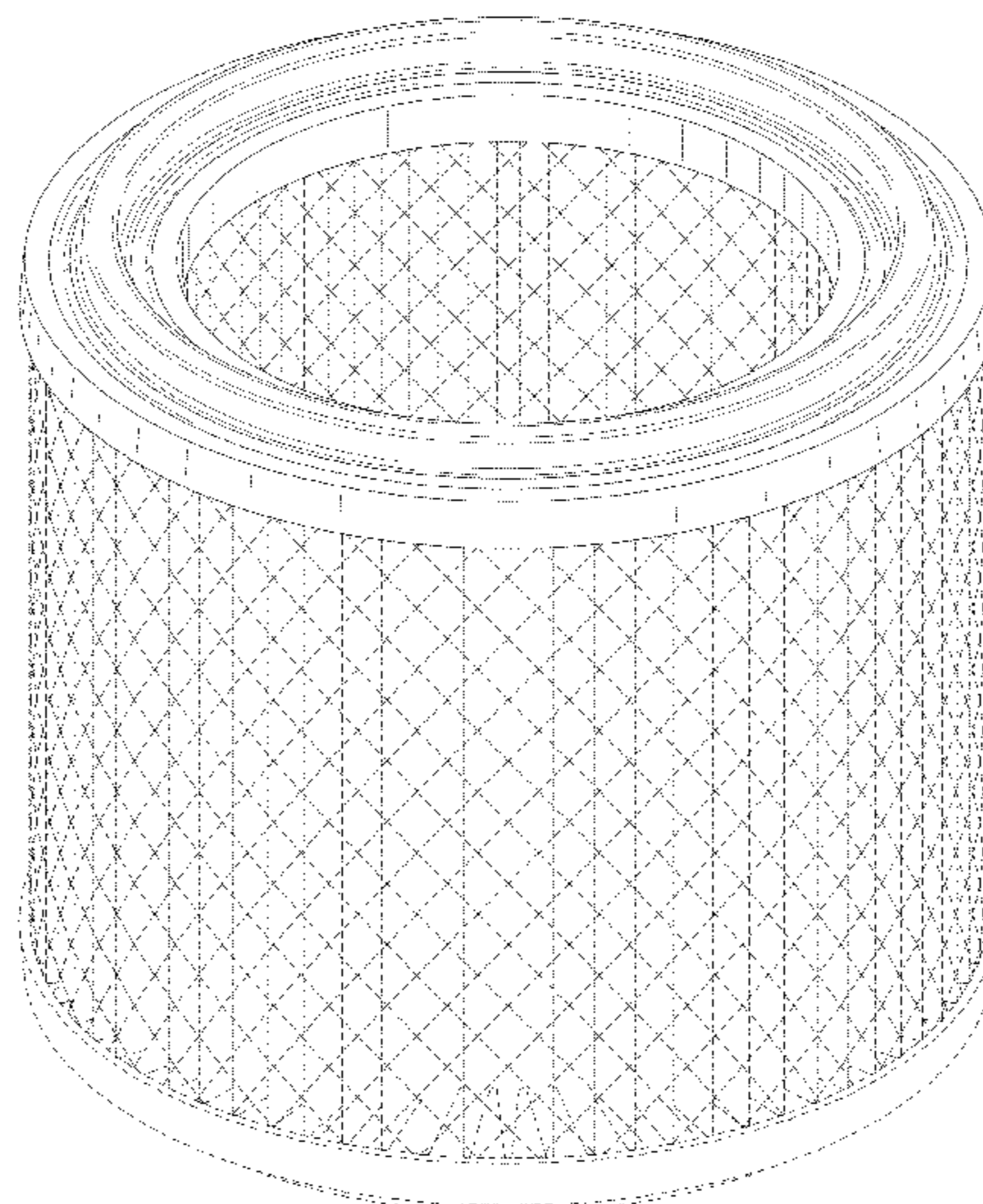
Primary Examiner — David Muller
Assistant Examiner — Nathan Johnston
(74) *Attorney, Agent, or Firm* — Neal, Gerber & Eisenberg LLP

(57) **CLAIM**
The ornamental design for a filter, as shown and described herein.

DESCRIPTION

FIG. 1 is a top front perspective view of a filter of our new design.
FIG. 2 is a top plan view thereof.
FIG. 3 is a front elevation thereof. The right, rear, and left side elevation views are mirror images of the front elevation; and, FIG. 4 is a cross-sectional side elevation view thereof taken substantially along line 4-4 of FIG. 2.
The broken lines are shown for environmental purposes only and form no part of the claimed design.

1 Claim, 4 Drawing Sheets



(56)

References Cited

U.S. PATENT DOCUMENTS

5,588,985 A 12/1996 Shagott et al.
 5,593,470 A 1/1997 Shagott et al.
 D383,202 S 9/1997 Meister et al.
 D386,576 S 11/1997 Wang et al.
 5,753,000 A 5/1998 Chiu et al.
 5,813,089 A 9/1998 Nolan et al.
 D401,306 S * 11/1998 Ward et al. D23/209
 5,840,094 A 11/1998 Osendorf et al.
 5,862,737 A 1/1999 Chiu et al.
 D410,074 S * 5/1999 Lee D23/332
 D416,317 S 11/1999 Bellil et al.
 D416,613 S 11/1999 Bellil et al.
 D416,614 S 11/1999 Bellil et al.
 D417,911 S 12/1999 Jane et al.
 6,013,121 A 1/2000 Chiu et al.
 D422,070 S 3/2000 Bellil et al.
 6,036,757 A 3/2000 Gatchell et al.
 D423,659 S 4/2000 Schippanoski
 6,065,424 A 5/2000 Shacham et al.
 6,066,194 A 5/2000 Huggins et al.
 6,091,888 A 7/2000 Jane et al.
 D434,841 S 12/2000 Lozzio et al.
 6,156,085 A 12/2000 Chiu et al.
 D437,635 S 2/2001 Lozzio et al.
 D438,214 S * 2/2001 Gieseke et al. D15/5
 D438,944 S 3/2001 Terpko et al.
 6,209,347 B1 4/2001 Corrigan et al.
 6,283,458 B1 9/2001 Cox et al.
 D450,377 S 11/2001 Terpko et al.
 6,345,516 B1 2/2002 Kesler et al.
 6,348,086 B1 * 2/2002 Harms et al. 96/125
 6,361,590 B1 3/2002 Gilbert, Jr. et al.
 6,494,940 B1 12/2002 Hak
 6,517,475 B1 2/2003 Brown et al.
 D480,127 S 9/2003 Cox et al.
 6,640,792 B2 11/2003 Harvey et al.
 D491,654 S 6/2004 Gatchell et al.
 D499,177 S * 11/2004 Kosmider et al. D23/365
 6,899,745 B2 5/2005 Gatchell et al.
 D509,292 S 9/2005 Gatchell et al.
 6,938,886 B2 9/2005 Glucksman
 D513,797 S 1/2006 Wang
 D515,190 S 2/2006 Bartholmey et al.
 7,014,686 B2 3/2006 Gatchell et al.
 7,168,427 B2 1/2007 Bachinski et al.
 7,258,715 B2 8/2007 Cox et al.
 D572,356 S 7/2008 Harber
 7,594,944 B2 9/2009 Oh
 7,808,246 B2 10/2010 Sobue et al.
 7,815,705 B2 10/2010 Ehrenberg
 8,016,922 B2 9/2011 Ehrenberg
 D647,188 S * 10/2011 Bergami D23/365
 8,042,694 B2 10/2011 Driml et al.
 D655,379 S 3/2012 Doyle et al.
 8,323,370 B2 * 12/2012 Troxell et al. 55/498
 8,486,170 B2 7/2013 Conrad et al.
 D694,871 S * 12/2013 Maholick et al. D23/365
 D707,338 S 6/2014 Ediger et al.
 D713,023 S * 9/2014 Chen et al. D23/365
 D715,911 S 10/2014 Lin
 2004/0035094 A1 * 2/2004 Jersey 55/478
 2004/0065202 A1 4/2004 Gatchell et al.
 2007/0221061 A1 9/2007 Steiner et al.
 2007/0277488 A1 * 12/2007 Eisengraeber-Pabst
 et al. 55/521
 2014/0260144 A1 * 9/2014 Williams et al. 55/502

OTHER PUBLICATIONS

International Search Report and Written Opinion for International Application No. PCT/US2014/024837, mailed Oct. 13, 2014 (15 pages).

Features of DefendAir HEPA 500, DRI-EAZ, available at http://www.drieaz.com/_DEC/DEC_Product_Base.aspx?decID=1041&AspxAutoDetectCookieSupport=1 (Features tab), printed Jul. 27, 2013 (1 page).
 DRI-EAZ, Owner's Manual DefendAir HEPA 500 Air Scrubber 115v Model, available at http://www.drieaz.com/_DEC/Uploads/Document/Manuals/DefendAir%20HEPA%20500%20Owner's%20Manual.pdf, Copyright 2004 (18 pages).
 Guide to Air Scrubbing, DRI-EAZ, available at http://www.drieaz.com/_DEC/Uploads/Document/Docs/Guide%20to%20Air%20Scrubbing.pdf, printed Jul. 27, 2013 (16 pages).
 DRI-EAZ Air Filtration HEPA 500 Flyer, available at http://www.drieaz.com/_DEC/Uploads/Document/Manuals/DE_HEPA500_Filters_Restoration_Print.pdf, printed Jul. 27, 2013 (1 page).
 Photograph of filters of DRI-EAZ DefendAir HEPA 500, available at http://www.drieaz.com/_DEC/Uploads/Document/Manuals/F284_HEPA500_DOP_Carbon_Photo.jpg, printed Jul. 27, 2013 (1 page).
 First Stage Pre-Filter for DefendAir HEPA 500, DRI-EAZ, available at http://www.drieaz.com/_DEC/DEC_Product_Base.aspx?decID=1097, printed Jul. 27, 2013 (1 page).
 Second Stage Pre-Filter for DefendAir HEPA 500, DRI-EAZ, available at http://www.drieaz.com/_DEC/DEC_Product_Base.aspx?decID=1098, printed Jul. 27, 2013 (1 page).
 Activated Carbon Filter for DefendAir HEPA 500, DRI-EAZ, available at http://www.drieaz.com/_DEC/DEC_Product_Base.aspx?decID=1109, printed Jul. 27, 2013 (1 page).
 HEPA 500 Filters for DefendAir HEPA 500, DRI-EAZ, available at http://www.drieaz.com/_DEC/DEC_Product_Base.aspx?decID=1096, printed Jul. 27, 2013 (1 page).
 DOP Stage 2 HEPA 500 Pre-Filter for DefendAir HEPA 500, DRI-EAZ, available at http://www.drieaz.com/_DEC/DEC_Product_Base.aspx?decID=1129, printed Jul. 27, 2013 (1 page).
 Specs of DefendAir HEPA 500, DRI-EAZ, available at http://www.drieaz.com/_DEC/DEC_Product_Base.aspx?decID=1041&AspxAutoDetectCookieSupport=1 (Specs tab), printed Jul. 27, 2013 (1 page).
 Overview of PRED600HC Portable Air Scrubber, Abatement Technologies, available at <http://www.abatement.com/government-industry-schools/port-air-scrub-pred600hc.htm> (Overview tab), Copyright 2013 (2 pages).
 "The Predator 600 Portable Air Scrubber, Big Time Performance in a Small Package"; Brochure, available at <http://www.abatement.com/pdf/pred600-brochure.pdf>, Copyright 2012 (2 pages).
 "Warning! Are the Molded Plastic Scrubbers You Are Using Safe? or, Could They Expose You to Fire and Safety Risks?," White Paper by Abatement Technologies, available at <http://www.abatement.com/pdf/benefits-rotational-molded-plastic-cabinets.pdf>, printed Jul. 27, 2013 (3 pages).
 Specs of PRED600HC Portable Air Scrubber, Abatement Technologies, available at <http://www.abatement.com/government-industry-schools/port-air-scrub-pred600hc.htm> (Specs tab), Copyright 2013 (2 pages).
 Comparison of PRED600HC Portable Air Scrubber, Abatement Technologies, available at <http://www.abatement.com/government-industry-schools/port-air-scrub-pred600hc.htm> (Comparison tab), Copyright 2013 (3 pages).
 Photos of PRED600HC Portable Air Scrubber, Abatement Technologies, available at <http://www.abatement.com/government-industry-schools/port-air-scrub-pred600hc.htm> (Photos tab), Copyright 2013 (2 pages).
 Filters and Accessories for PRED600HC Portable Air Scrubber, Abatement Technologies, available at <http://www.abatement.com/government-industry-schools/port-air-scrub-pred600hc.htm> (Filters & Accessories tab), Copyright 2013 (2 pages).
 Related Products for PRED600HC Portable Air Scrubber, Abatement Technologies, available at <http://www.abatement.com/government-industry-schools/port-air-scrub-pred600hc.htm> (Related Products tab), Copyright 2013 (3 pages).

* cited by examiner

FIG. 1

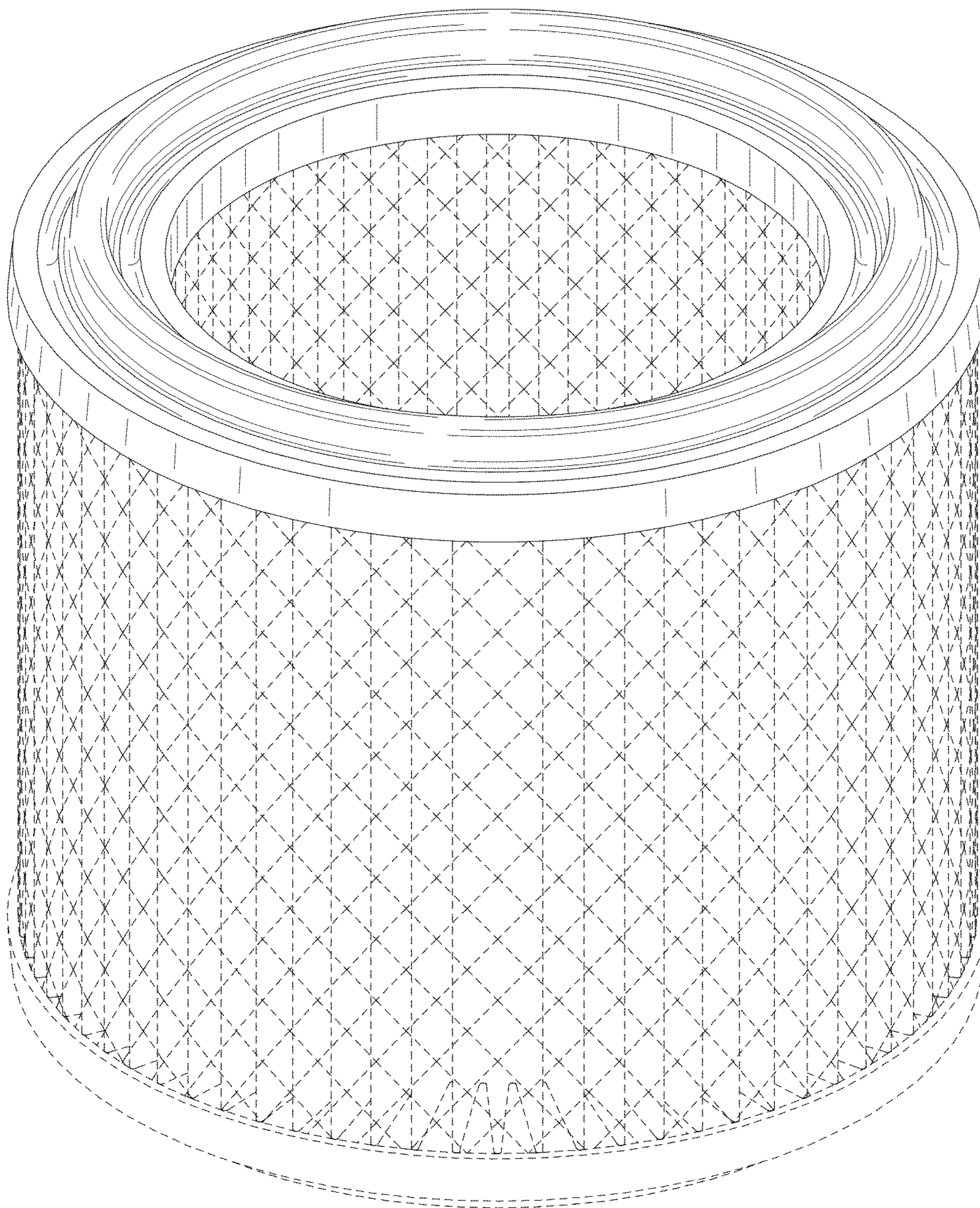


FIG. 2




FIG. 3


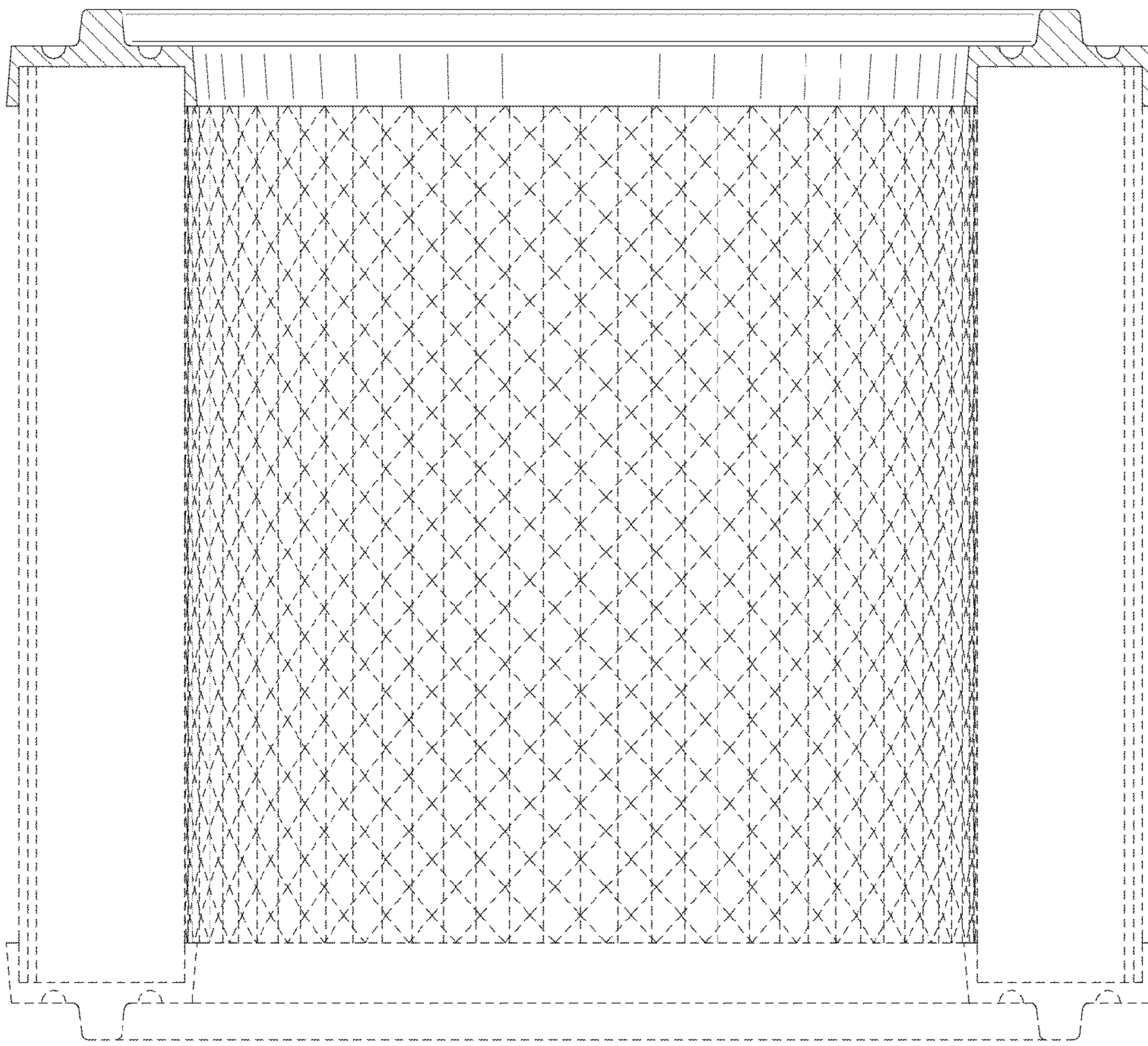


FIG. 4



UNITED STATES PATENT AND TRADEMARK OFFICE
CERTIFICATE OF CORRECTION

PATENT NO. : D737,945 S
APPLICATION NO. : 29/449564
DATED : September 1, 2015
INVENTOR(S) : Derek J. Leatzow et al.

Page 1 of 6

It is certified that error appears in the above-identified patent and that said Letters Patent is hereby corrected as shown below:

Delete the title page and substitute therefore with the attached title page consisting of the corrected illustrative figure.

In the Drawings

Please replace FIGS. 1-4 with FIGS. 1-4 as shown on the attached pages.

Signed and Sealed this
Fourteenth Day of June, 2016



Michelle K. Lee
Director of the United States Patent and Trademark Office

(12) **United States Design Patent**
Leatzow et al.

(10) **Patent No.:** **US D737,945 S**
(45) **Date of Patent:** **** Sep. 1, 2015**

(54) **FILTER**
(71) Applicant: **Illinois Tool Works Inc.**, Glenview, IL (US)
(72) Inventors: **Derck J. Leatzow**, Chicago, IL (US);
Keith A. Grider, Chicago, IL (US);
Daniel J. Greene, Chicago, IL (US)
(73) Assignee: **Illinois Tool Works Inc.**, Glenview, IL (US)

D320,071 S 9/1991 Cook
5,069,691 A 12/1991 Travis et al.
5,163,818 A 11/1992 Betsill et al.
5,230,723 A 7/1993 Travis et al.
5,433,763 A 7/1995 Shagott et al.
5,436,215 A * 7/1995 Toyao et al. 502/439
D365,388 S 12/1995 Williams
D365,389 S 12/1995 Williams

(Continued)

(**) Term: **14 Years**

FOREIGN PATENT DOCUMENTS

CN 101010142 A 8/2007
WO WO 2006012520 A2 2/2006

(21) Appl. No.: **29/449,564**
(22) Filed: **Mar. 15, 2013**
(51) **LOC (10) CL.** **23-04**
(52) **U.S. CL.**
USPC **D23/365**
(58) **Field of Classification Search**
USPC D23/365, 209, 363, 358, 386, 354, 341,
D23/364; 55/385.3, 502, 497, 506, 505,
55/521, 495, 422, 493, DIG. 30; 210/435,
210/130, 136, 248, 339, 448, 452, 497.1;
D15/5
CPC B01D 46/0004; B01D 46/0041; B01D
46/30; B01D 46/0086; B01D 46/0024; B01D
46/44; B01D 46/444; B01D 46/46; B01D
46/446

OTHER PUBLICATIONS

International Search Report and Written Opinion for International Application No. PCT/US2014/024800, mailed Oct. 13, 2014 (16 pages).

(Continued)

Primary Examiner David Muller
Assistant Examiner — Nathan Johnston
(74) *Attorney, Agent, or Firm* — Neal, Gerber & Eisenberg LLP

See application file for complete search history.

(57) **CLAIM**
The ornamental design for a filter, as shown and described herein.

DESCRIPTION

FIG. 1 is a top front perspective view of a filter of our new design.
FIG. 2 is a top plan view thereof.
FIG. 3 is a front elevation thereof. The right, rear, and left side elevation views are mirror images of the front elevation; and, FIG. 4 is a cross-sectional side elevation view thereof taken substantially along line 4-4 of FIG. 2.
The broken lines are shown for environmental purposes only and form no part of the claimed design.

(56) **References Cited**
U.S. PATENT DOCUMENTS
3,780,260 A 12/1973 Elsner
4,629,482 A 12/1986 Davis
4,658,707 A 4/1987 Hawkins et al.
4,772,297 A 9/1988 Anzai
4,786,295 A 11/1988 Newman et al.
4,859,220 A 8/1989 Leber et al.
4,960,143 A 10/1990 Dore et al.

1 Claim, 4 Drawing Sheets

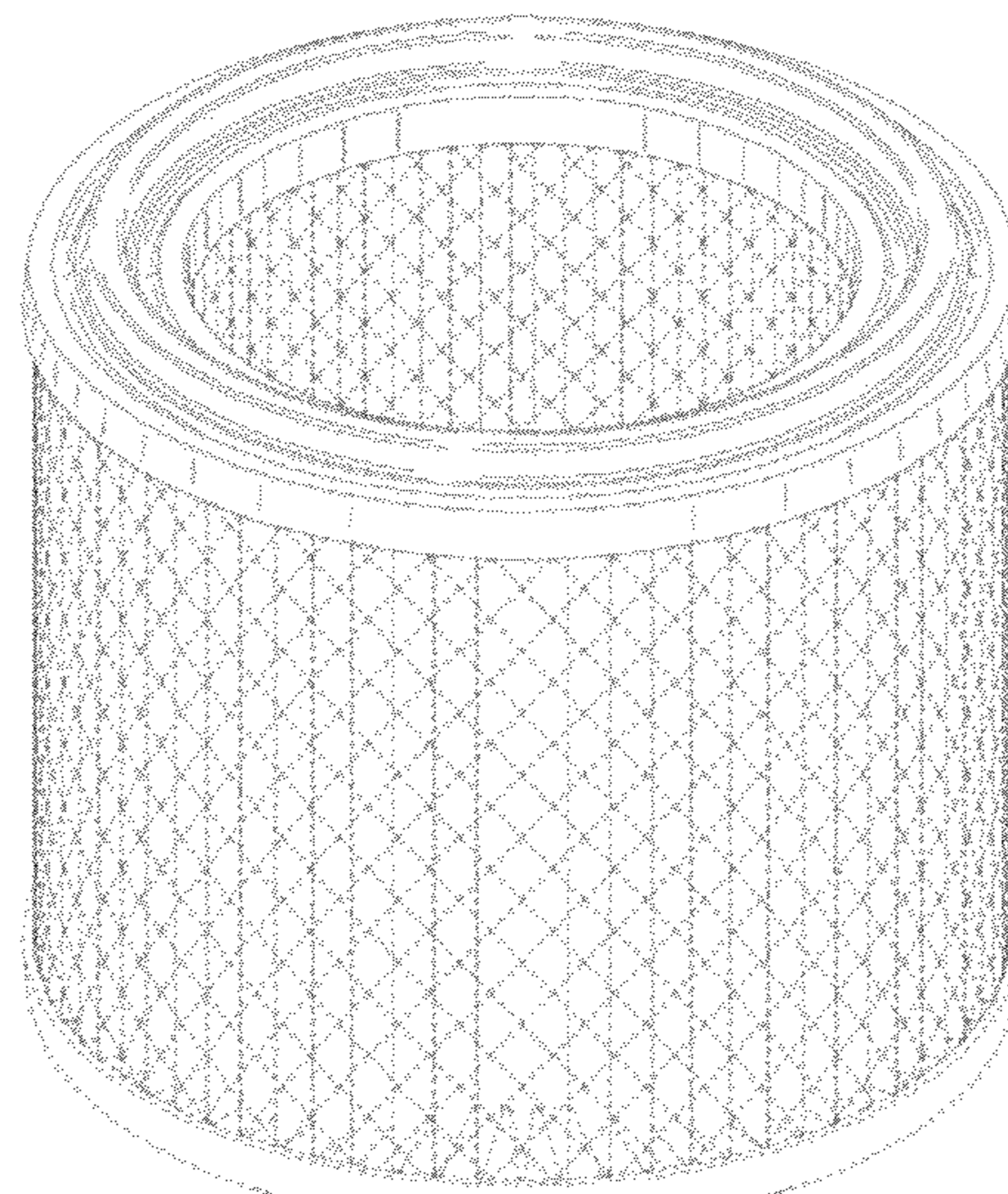


FIG. 1

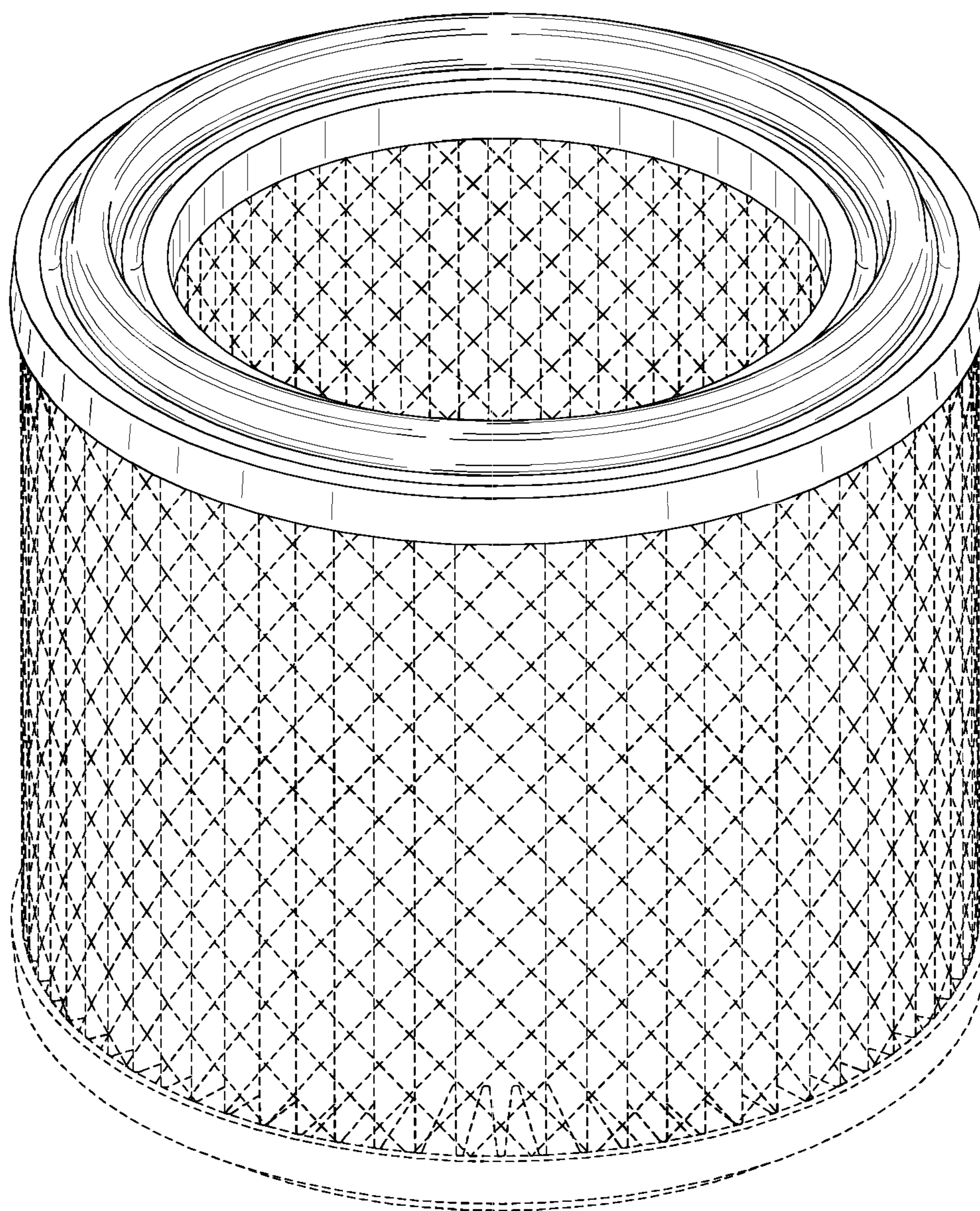


FIG. 2

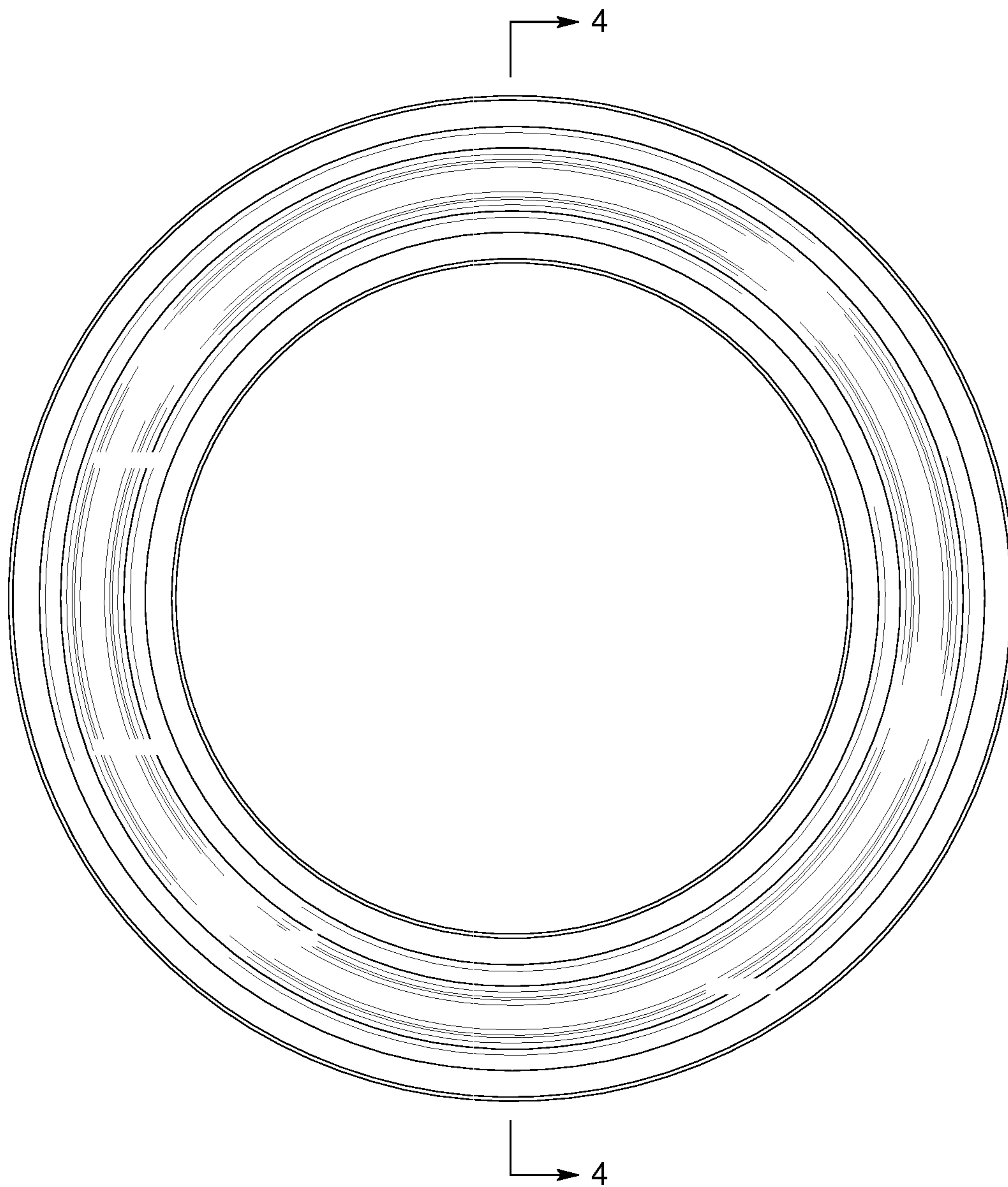


FIG. 3

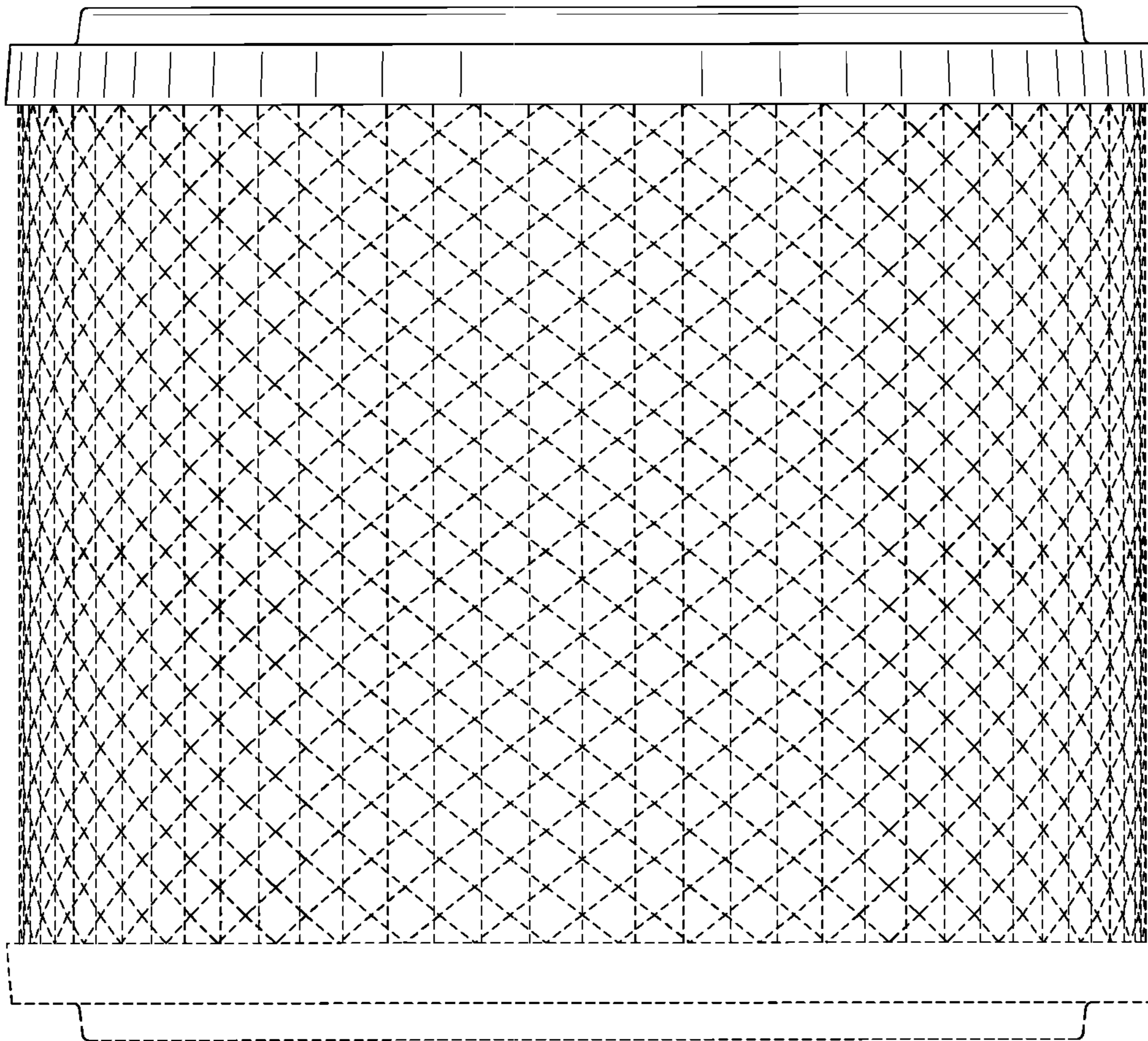


FIG. 4

