



US00D737930S

(12) **United States Design Patent**
Rexach et al.

(10) **Patent No.:** **US D737,930 S**
(45) **Date of Patent:** **** Sep. 1, 2015**

(54) **HANSHOWER**
(71) Applicant: **Kohler Co.**, Kohler, WI (US)
(72) Inventors: **Rafael A. Rexach**, Sheboygan, WI (US);
Herbert V. Kohler, Jr., Kohler, WI (US)
(73) Assignee: **KOHLER CO.**, Kohler, WI (US)
(**) Term: **14 Years**

D471,964 S 3/2003 Bates et al.
D472,615 S 4/2003 Smith
D482,757 S 11/2003 Blomstrom
D482,758 S 11/2003 Bates et al.
D483,093 S 12/2003 Bates et al.
D500,549 S 1/2005 Blomstrom
D508,108 S 8/2005 Blomstrom
D530,795 S 10/2006 Sutopo
D531,273 S 10/2006 Tsai
D534,987 S 1/2007 Eilmus
D581,485 S * 11/2008 Kollmann et al. D23/223

(Continued)

(21) Appl. No.: **29/497,609**

OTHER PUBLICATIONS

(22) Filed: **Jul. 25, 2014**

U.S. Appl. No. 13/794,544, filed Mar. 11, 2013, Kohler Co.

Related U.S. Application Data

Primary Examiner — Robin V Webster

(62) Division of application No. 29/453,546, filed on Apr. 30, 2013, now Pat. No. Des. 718,426.

(74) *Attorney, Agent, or Firm* — Foley & Lardner LLP

(51) **LOC (10) Cl.** **23-01**

(57) **CLAIM**

(52) **U.S. Cl.**
USPC **D23/223**

We claim the ornamental design for a handshower, as shown and described.

(58) **Field of Classification Search**
USPC D23/213, 223, 229, 230; 239/282, 283;
4/615

DESCRIPTION

CPC B05B 1/18; B05B 1/00
See application file for complete search history.

FIG. 1 is a top, front, left perspective view of an embodiment of the claimed design;
FIG. 2 is a front elevation view thereof;
FIG. 3 is a rear elevation view thereof;
FIG. 4 is a right elevation view thereof;
FIG. 5 is a left elevation view thereof;
FIG. 6 is a top plan view thereof; and,
FIG. 7 is a bottom plan view thereof.

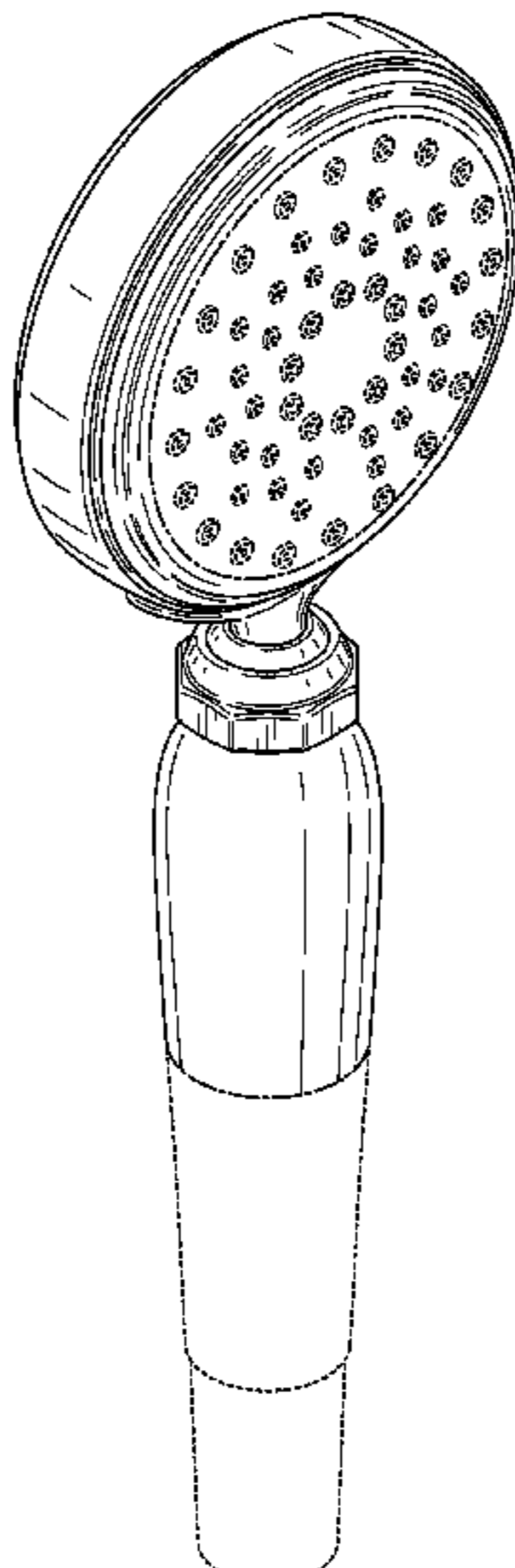
(56) **References Cited**

U.S. PATENT DOCUMENTS

D348,509 S 7/1994 Bollenbacher
D349,208 S 8/1994 Bollenbacher
D349,328 S 8/1994 Bollenbacher
D349,331 S 8/1994 Bollenbacher
D349,948 S 8/1994 Bollenbacher et al.
D350,184 S 8/1994 Kohler, Jr.
D350,390 S 9/1994 Bollenbacher
D352,095 S 11/1994 Bollenbacher
D354,548 S 1/1995 Bollenbacher et al.
D461,000 S 7/2002 Mullenmeister
D461,231 S 8/2002 Mullenmeister
D468,810 S 1/2003 Smith

The ornamental design which is claimed is shown in solid lines in the drawings. The broken lines in the drawings are for illustrative purposes only and form no part of the claimed design. Broken lines formed by equal length dashes show unclaimed portions of the design. Broken lines formed of unequal length dashes (i.e., dash-dot) show boundaries between claimed and unclaimed portions of the design.

1 Claim, 7 Drawing Sheets



US D737,930 S

Page 2

(56)

References Cited

U.S. PATENT DOCUMENTS

D659,797 S *	5/2012	Farley	D23/223	
D672,011 S *	12/2012	Andrew et al.	D23/223	* cited by examiner
D681,776 S *	5/2013	Cutler et al.	D23/223	
D697,177 S *	1/2014	Schoenherr et al.	D23/223	
D701,290 S *	3/2014	Streitwieser	D23/223	

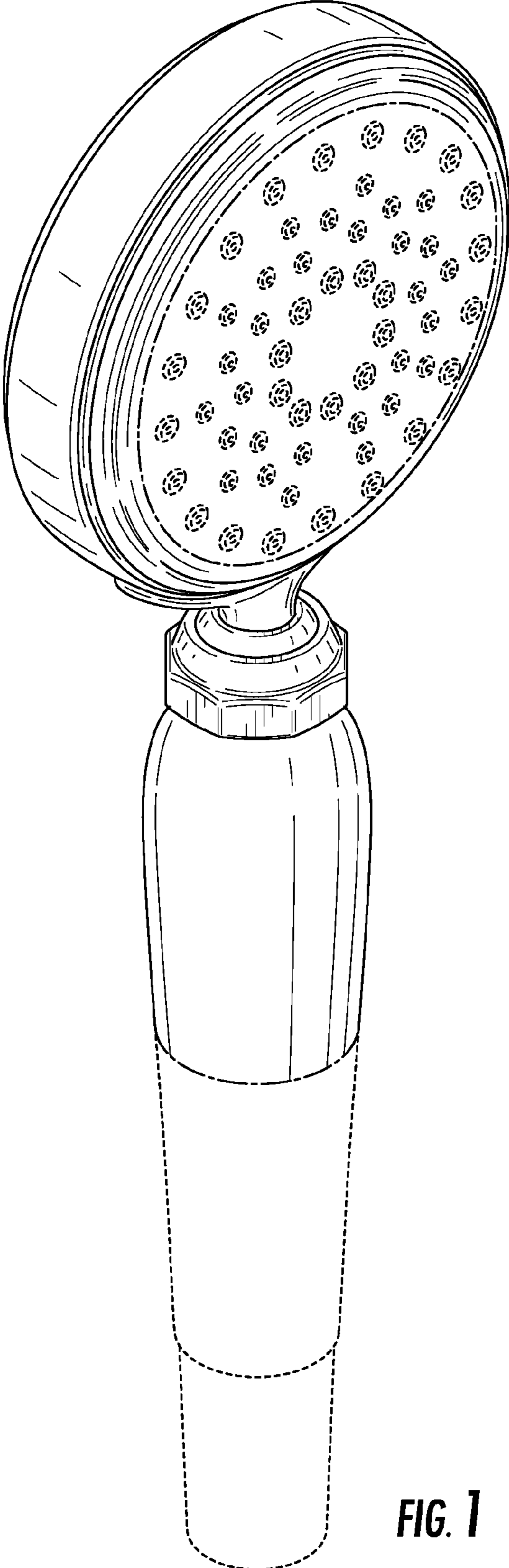


FIG. 1

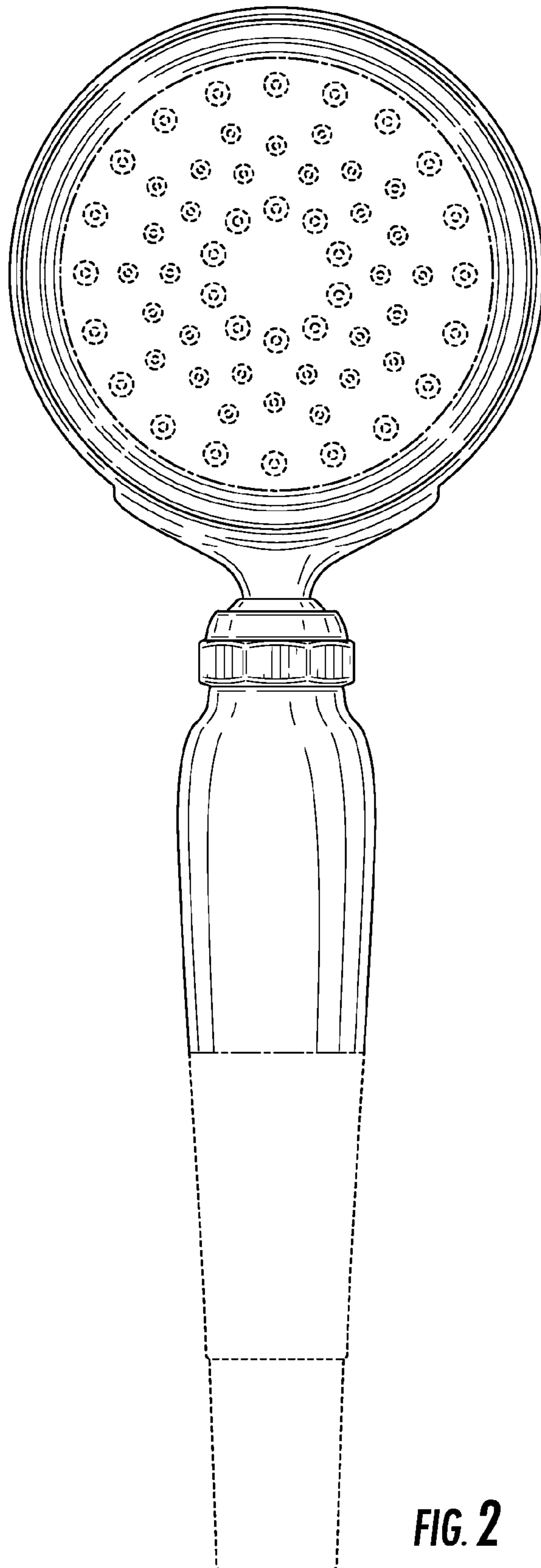


FIG. 2

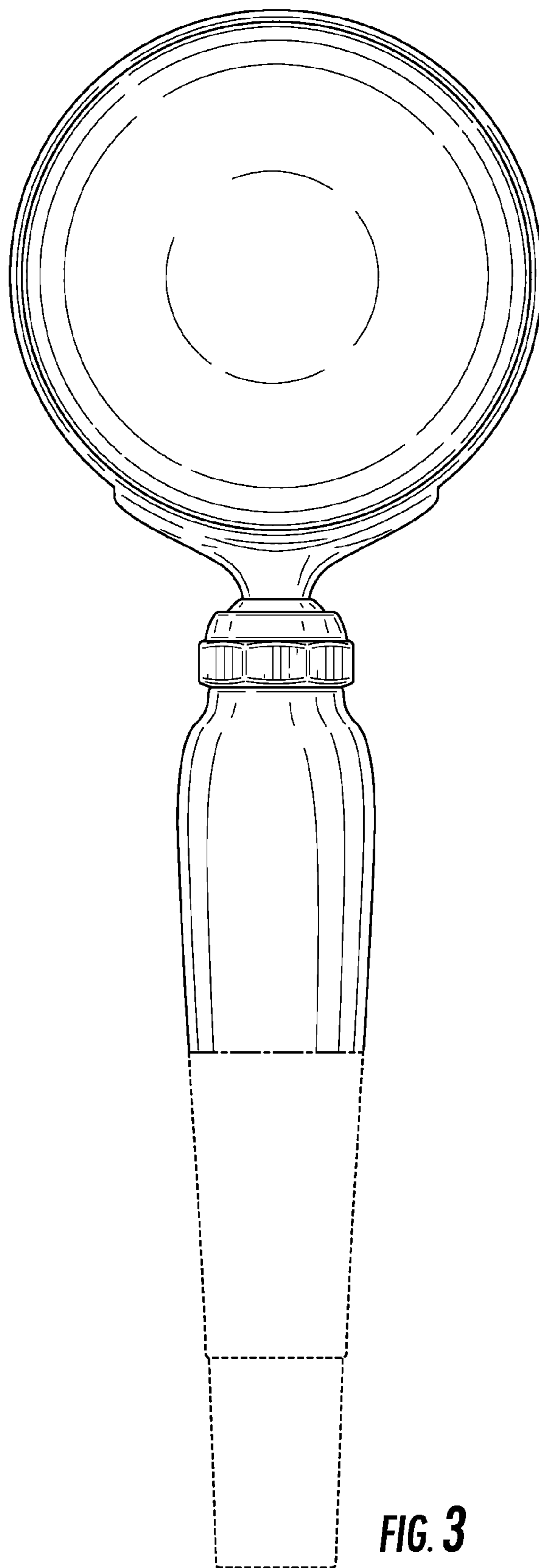


FIG. 3




FIG. 4




FIG. 5




FIG. 6

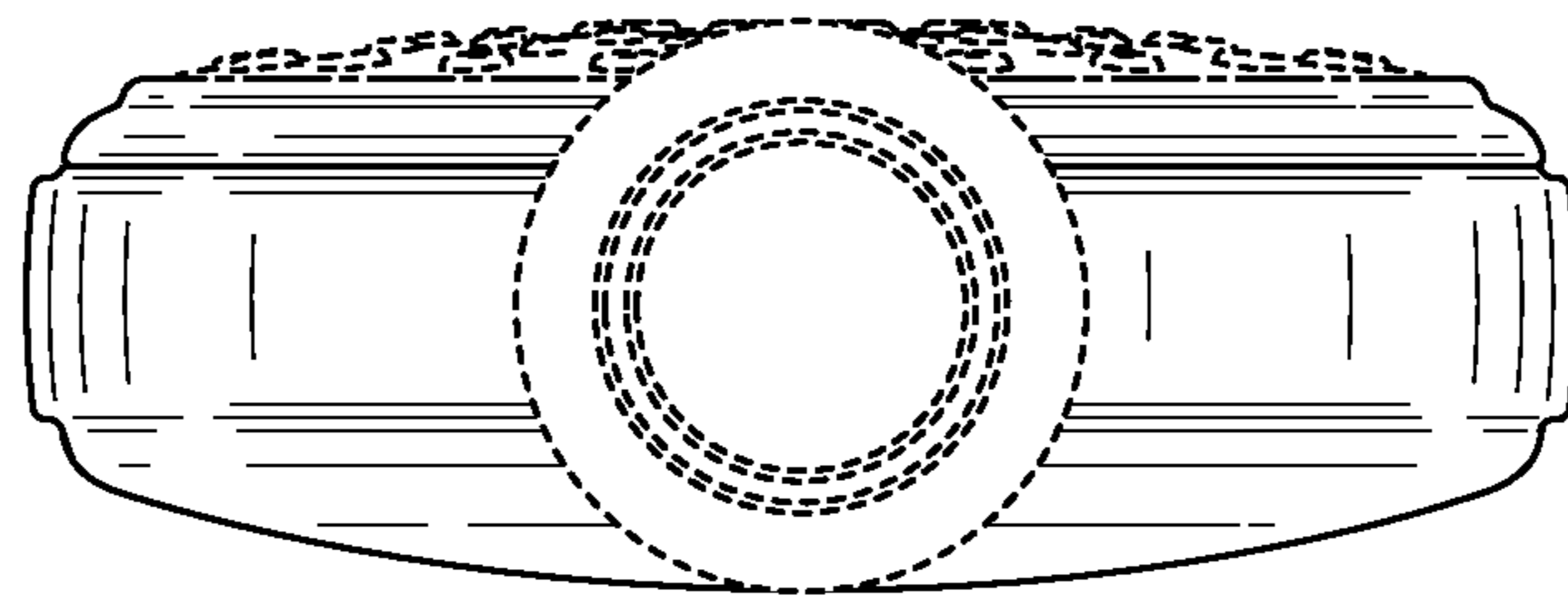


FIG. 7