



US00D737921S

(12) **United States Design Patent**
Sisk

(10) **Patent No.:** **US D737,921 S**

(45) **Date of Patent:** **** Sep. 1, 2015**

(54) **RIFLE BOLT KNOB WITH TOOL SOCKET**

D642,652 S 8/2011 Juarez et al.

8,533,986 B2 9/2013 Klotz

D704,788 S * 5/2014 Russ D22/108

2014/0013641 A1* 1/2014 Warburton et al. 42/16

(71) Applicant: **Charles H. Sisk**, Dayton, TX (US)

(72) Inventor: **Charles H. Sisk**, Dayton, TX (US)

* cited by examiner

(**) Term: **14 Years**

Primary Examiner — Michael A Pratt

(21) Appl. No.: **29/463,921**

(74) *Attorney, Agent, or Firm* — Gordon K. Anderson

(22) Filed: **Apr. 8, 2014**

(51) **LOC (10) Cl.** **22-01**

(52) **U.S. Cl.**
USPC **D22/108**

(58) **Field of Classification Search**
USPC D22/108; 362/109-114; 42/90, 94, 114,
42/117, 124-127, 131, 146

CPC F41C 23/10; F41C 23/14; F41C 23/16;
F41C 23/18

See application file for complete search history.

(57) **CLAIM**

The ornamental design for a rifle bolt knob with tool socket,
as shown and described.

DESCRIPTION

FIG. 1 is an isometric view of a rifle bolt knob with tool socket
showing my new design;

FIG. 2 is a left end view thereof;

FIG. 3 is a front elevation view thereof, with the rear elevation
view a mirror image thereof;

FIG. 4 is a right end view thereof; and,


FIG. 5 is a cross sectional view taken along lines 5-5 of FIG.
3 illustrating the tool socket depth.

(56) **References Cited**

U.S. PATENT DOCUMENTS

D218,304 S * 8/1970 Ruger D22/108
D573,438 S 7/2008 Ricereto

1 Claim, 1 Drawing Sheet






FIG. 1

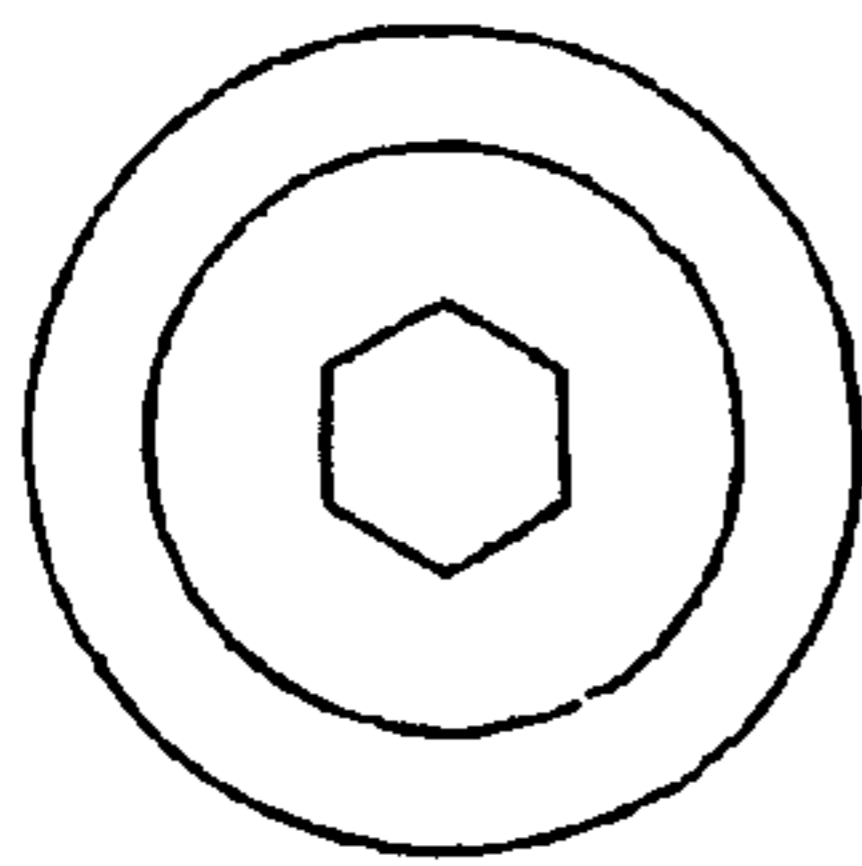


FIG. 2

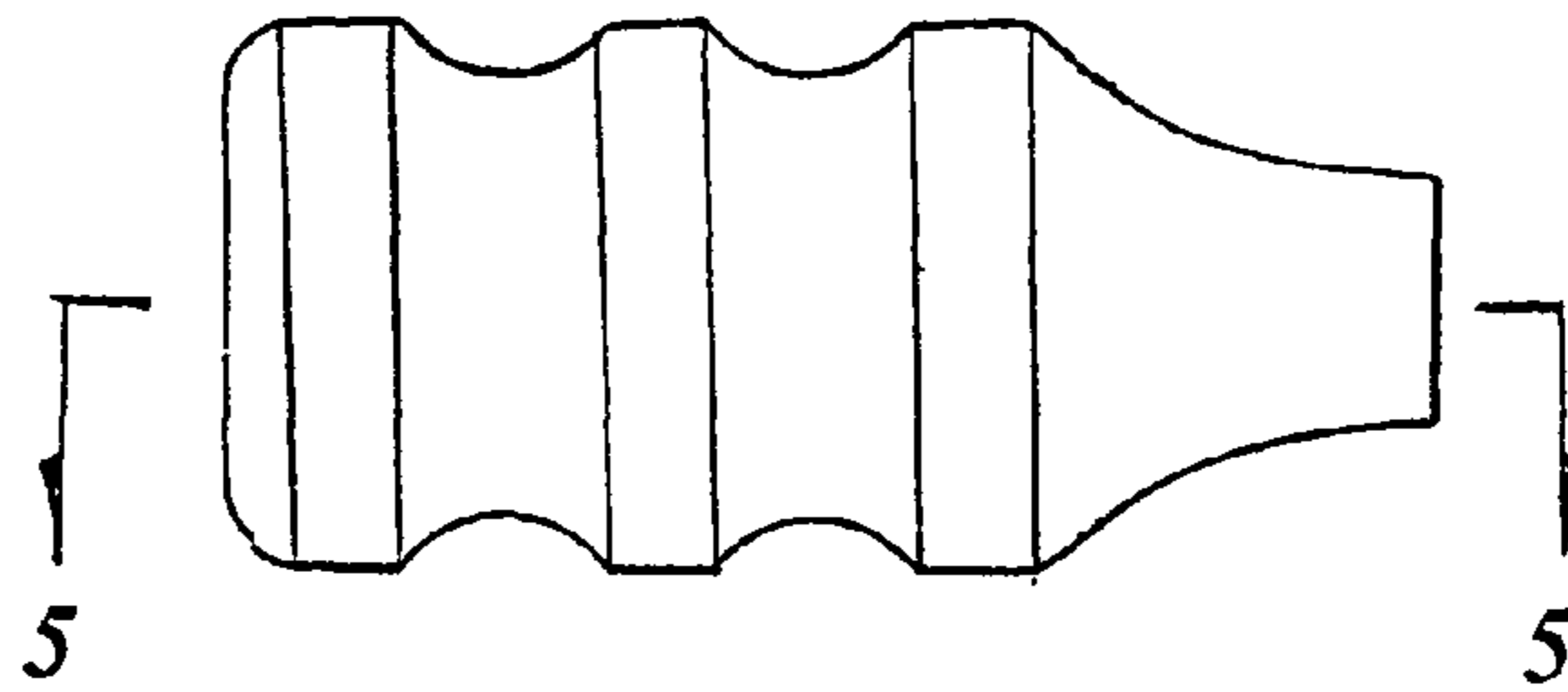


FIG. 3

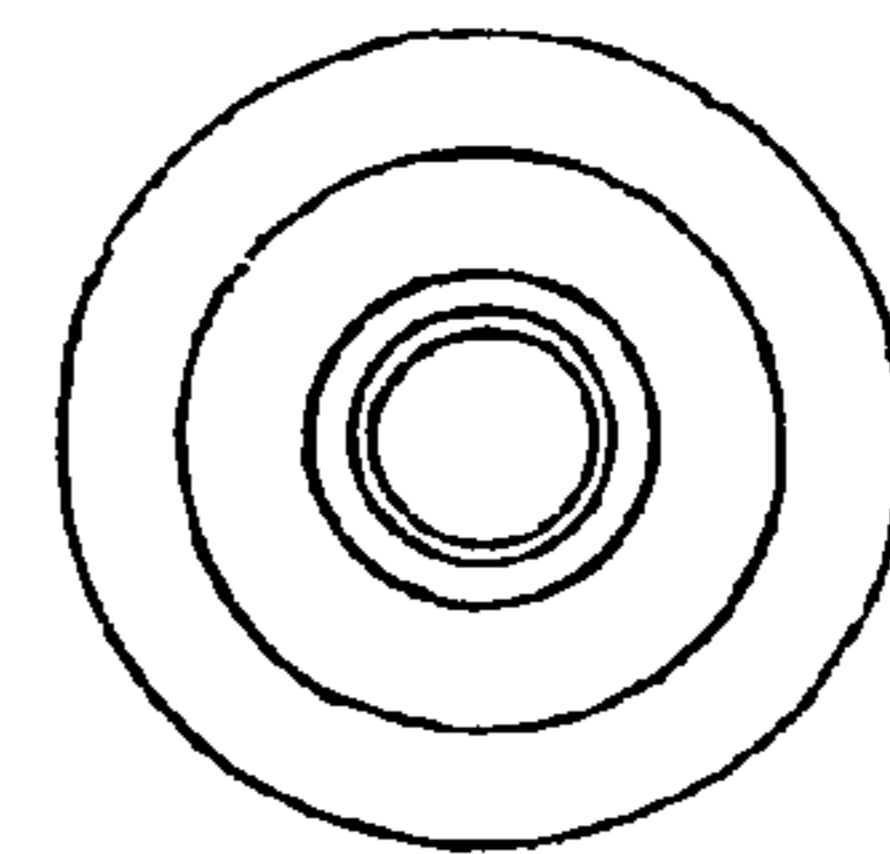


FIG. 4

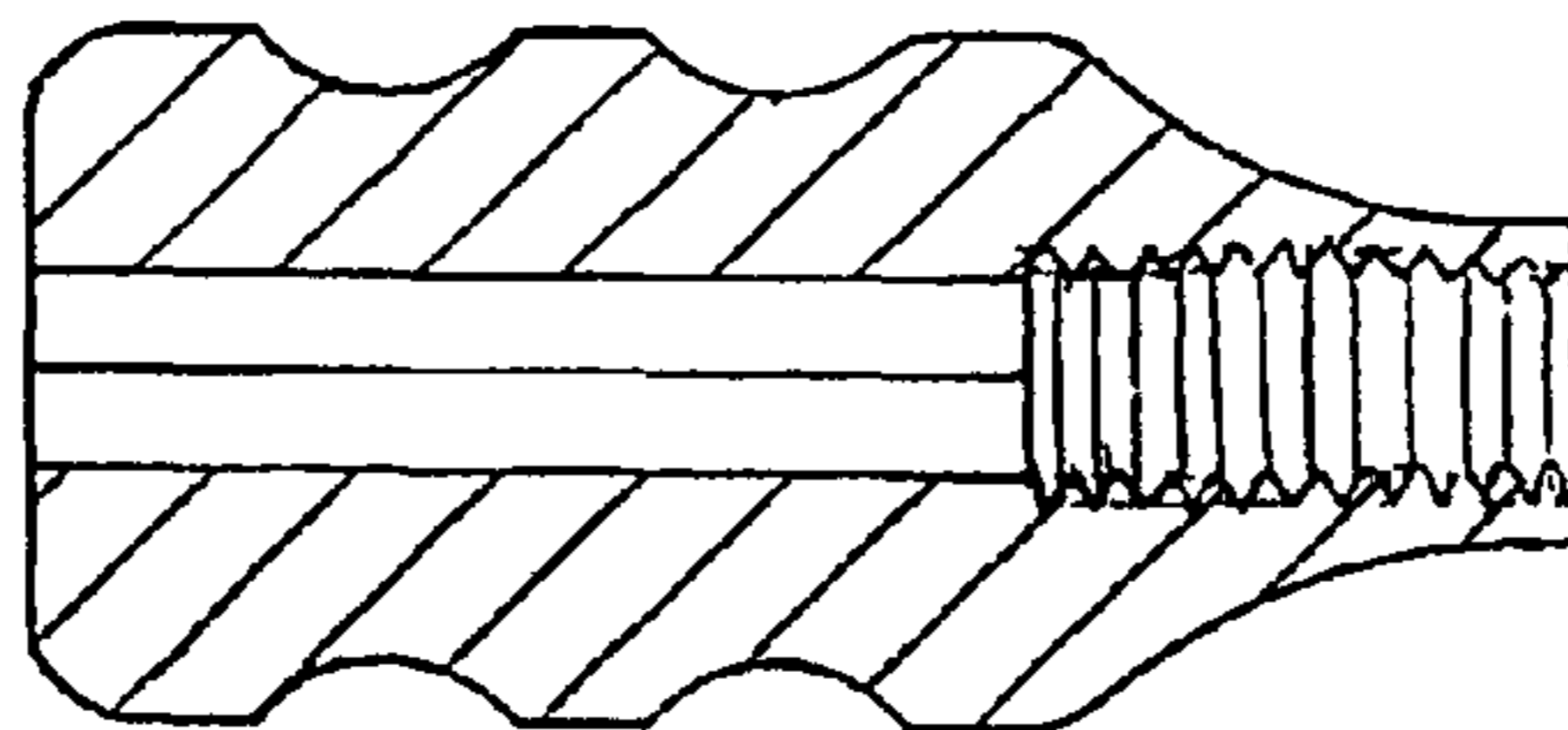


FIG. 5