



US00D737899S

(12) **United States Design Patent**
Carey

(10) **Patent No.:** **US D737,899 S**

(45) **Date of Patent:** **** *Sep. 1, 2015**

(54) **FOUR—2×2 POCKET PHOTO SLEEVE**

(71) Applicant: **American Crafts, L.C.**, Orem, UT (US)

(72) Inventor: **Tavnir J. Carey**, West Jordan, UT (US)

(73) Assignee: **American Crafts, L.C.**, Lindon, UT (US)

(*) Notice: This patent is subject to a terminal disclaimer.

(**) Term: **14 Years**

(21) Appl. No.: **29/477,587**

(22) Filed: **Dec. 23, 2013**

(51) **LOC (10) Cl.** **19-04**

(52) **U.S. Cl.**
USPC **D19/32**

(58) **Field of Classification Search**
USPC D19/26, 27, 32, 33, 100; 40/1, 124.06, 40/124.191; 150/131, 150, 151, 152; 281/2, 20, 38, 40, 41, 51, 151; 402/7, 402/19, 20, 21, 22, 46, 47, 58, 79, 80 R, 80 P
CPC B42F 5/02; B42F 5/04; B42F 7/06; B42F 7/065

See application file for complete search history.

(56) **References Cited**

U.S. PATENT DOCUMENTS

D312,095 S *	11/1990	Mandel	D19/26
D312,835 S *	12/1990	Holm	D19/33
D318,068 S *	7/1991	Truc et al.	D19/33
D393,875 S *	4/1998	Brooks	D19/33

D418,867 S *	1/2000	Platte, III	D19/33
6,019,539 A *	2/2000	Lynton	402/79
6,059,317 A *	5/2000	Wiley	281/38
6,062,387 A *	5/2000	Chen	206/455
6,282,826 B1 *	9/2001	Richards	40/654.01
D471,230 S *	3/2003	Bills	D19/33
D478,124 S *	8/2003	Yamamoto et al.	D19/33
D493,830 S *	8/2004	Castro	D19/33
D526,681 S *	8/2006	Kleissler et al.	D19/33
D530,369 S *	10/2006	Kleissler et al.	D19/33
7,658,415 B2 *	2/2010	Hironaka	281/22
7,658,416 B1 *	2/2010	Hinman	281/36
D674,015 S *	1/2013	Radtke	D19/33

* cited by examiner

Primary Examiner — Sheryl Lane

Assistant Examiner — Ieisha Price

(74) *Attorney, Agent, or Firm* — Durham Jones & Pinegar, P.C., Intellectual Property Law Group

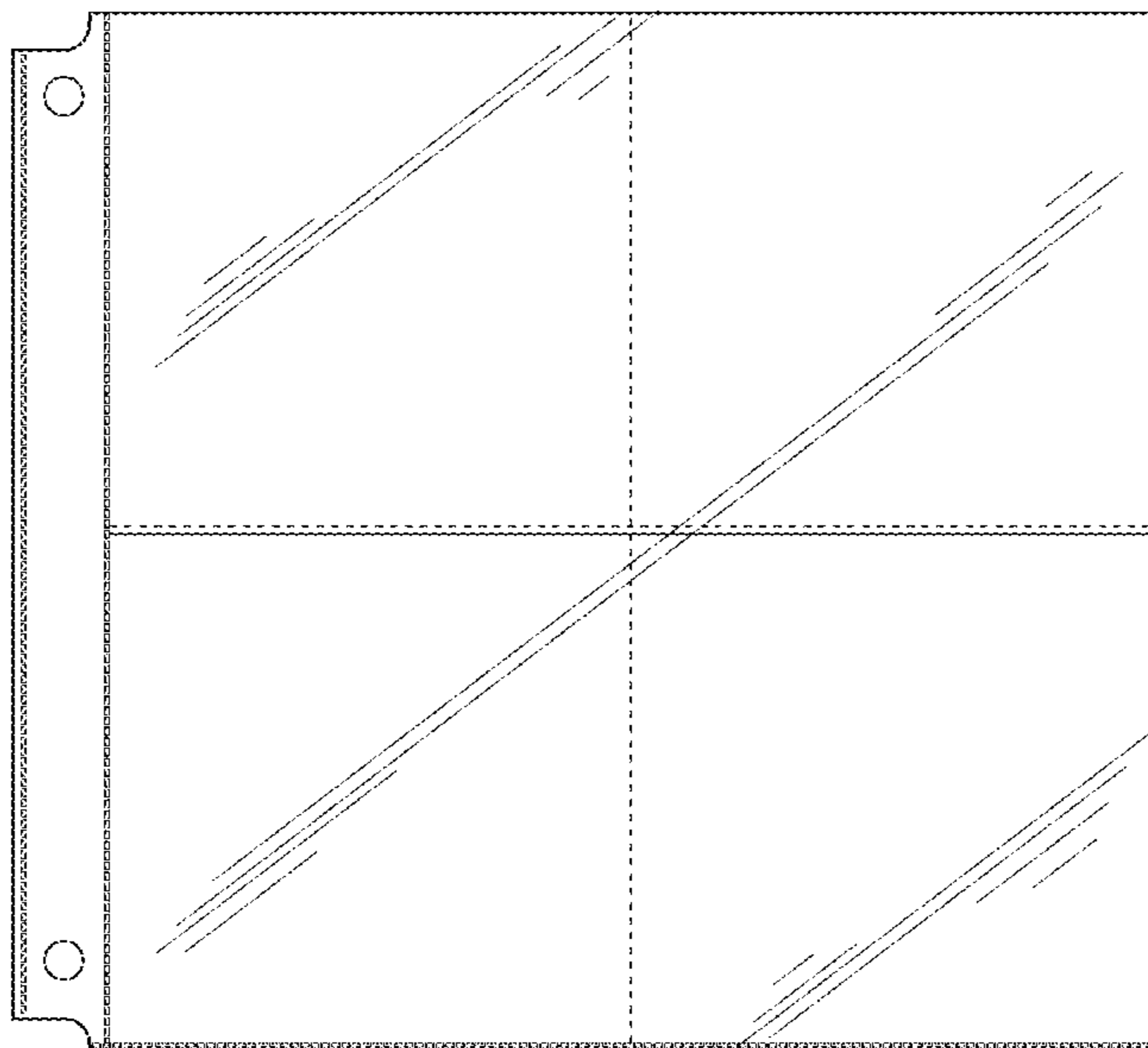
(57) **CLAIM**

The ornamental design for a four—2×2 pocket photo sleeve, as shown and described.

DESCRIPTION

FIG. 1 is a first perspective view of a four—2×2 pocket photo sleeve showing my new design;
FIG. 2 is a front view thereof;
FIG. 3 is a top view thereof;
FIG. 4 is a bottom view thereof;
FIG. 5 is a first side view thereof; and,
FIG. 6 is a second side view thereof.
The broken lines in the drawings illustrate portions of the four—2×2 pocket photo sleeve which form no part of the claimed design.

1 Claim, 3 Drawing Sheets



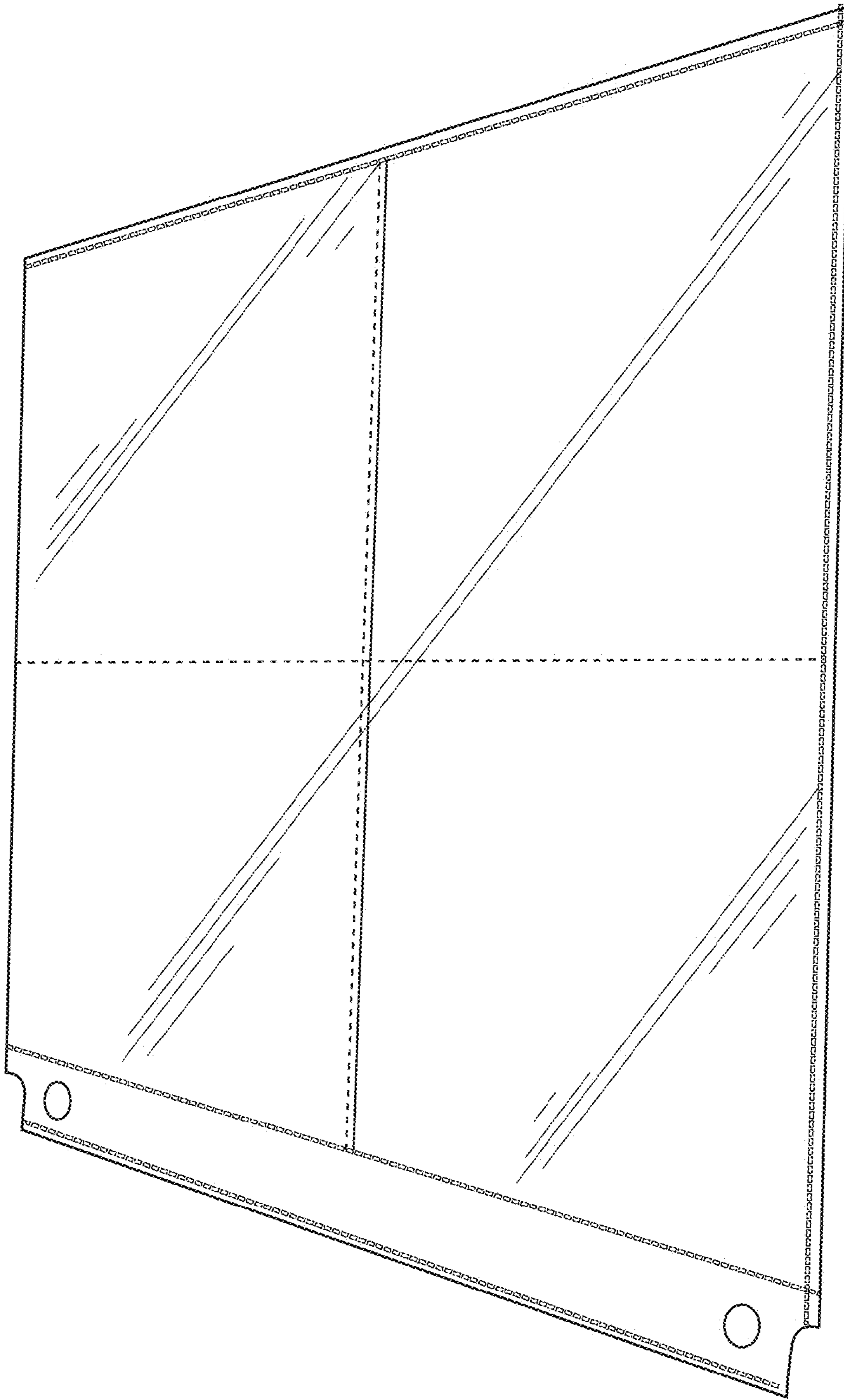


FIG. 1

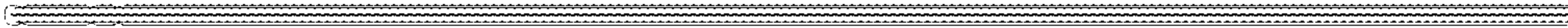


FIG. 3

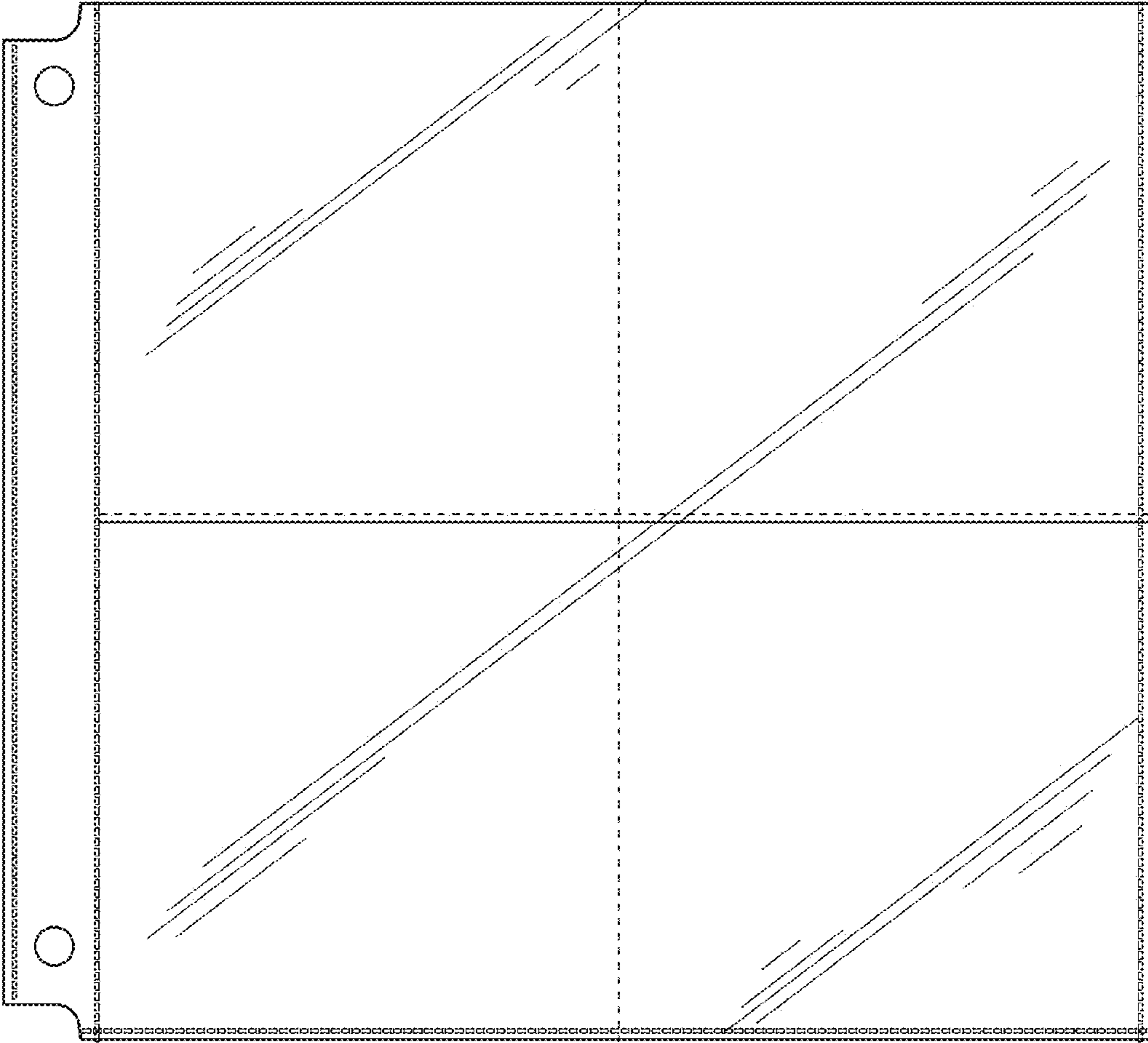


FIG. 2




FIG. 4



FIG. 5

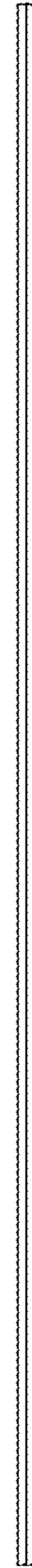


FIG. 6