



US00D737892S

(12) **United States Design Patent**  
**Aires**

(10) **Patent No.:** **US D737,892 S**

(45) **Date of Patent:** **\*\* Sep. 1, 2015**

(54) **PICK GUARD**

(56) **References Cited**

(71) Applicant: **Daniel Aires**, Prairie Village, KS (US)

U.S. PATENT DOCUMENTS

(72) Inventor: **Daniel Aires**, Prairie Village, KS (US)

D240,855	S	*	8/1976	Schneider	.....	D17/20
D242,072	S	*	10/1976	Schneider	.....	D17/20
D317,617	S	*	6/1991	Mutti	.....	D17/20
D438,234	S	*	2/2001	Ridinger	.....	D17/20
D463,481	S	*	9/2002	Nordling et al.	.....	D17/20
D489,396	S	*	5/2004	Oskorep	.....	D17/20
D489,397	S	*	5/2004	Flagg	.....	D17/20
D521,046	S	*	5/2006	Martinez	.....	D17/19
D594,502	S	*	6/2009	Csakvary	.....	D17/14
D688,734	S	*	8/2013	Bordelon	.....	D17/20

(\*\*) Term: **14 Years**

(21) Appl. No.: **29/480,584**

(22) Filed: **Jan. 28, 2014**

\* cited by examiner

**Related U.S. Application Data**

(63) Continuation of application No. 13/814,572, filed as application No. PCT/US2012/047903 on Jul. 24, 2012.

*Primary Examiner* — Rashida Johnson

(74) *Attorney, Agent, or Firm* — David M. Pankros

(51) **LOC (10) Cl.** ..... **17-03**

(57) **CLAIM**

I claim the ornamental design for a pick guard, substantially as shown and described.

(52) **U.S. Cl.**

**DESCRIPTION**

USPC ..... **D17/20**

FIG. 1 is an isometric view of a pick guard showing my new design; and,


(58) **Field of Classification Search**

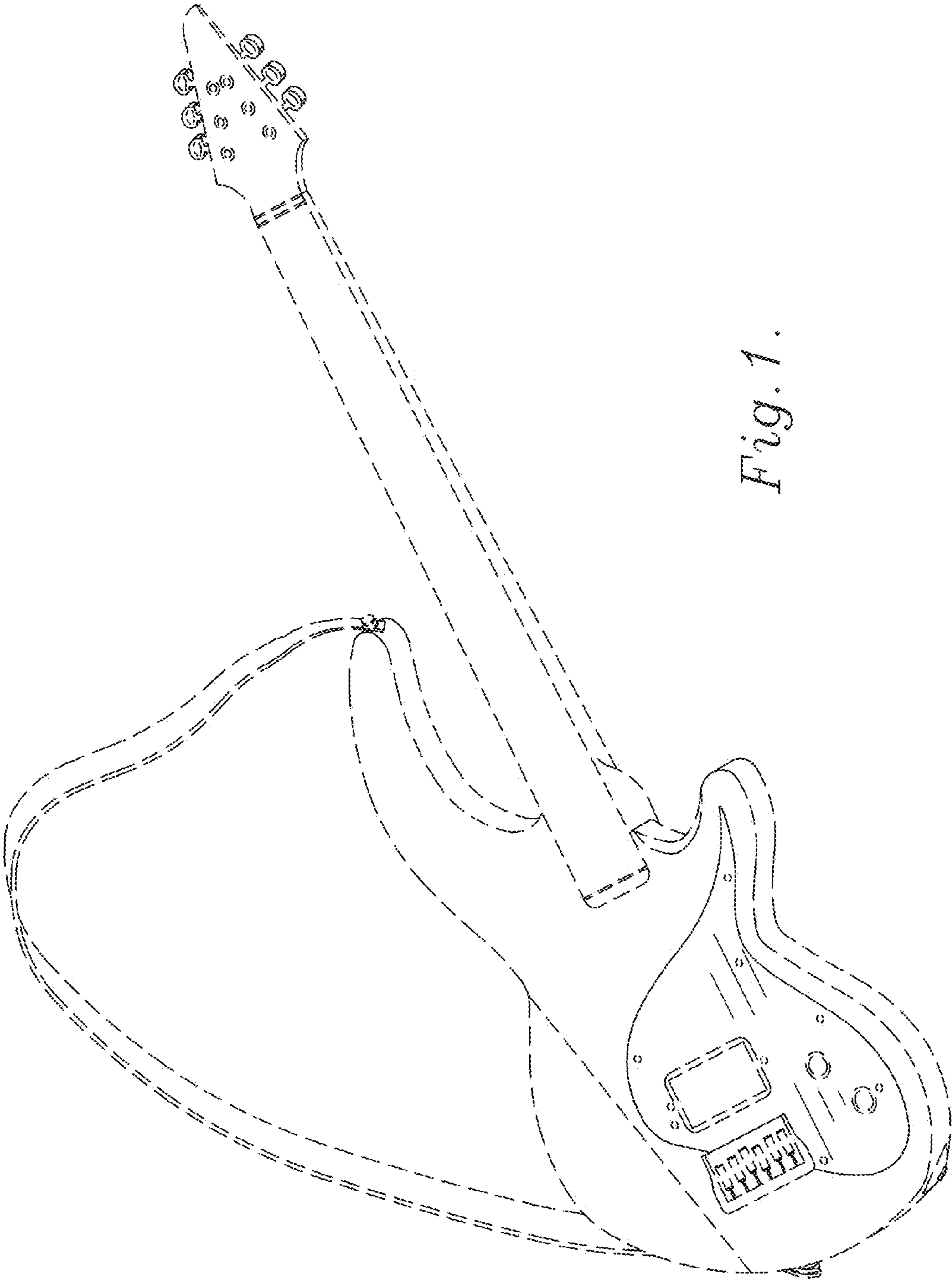
USPC ..... D17/14, 18–21, 99

FIG. 2 is a front elevational view of the pick guard of FIG. 1.

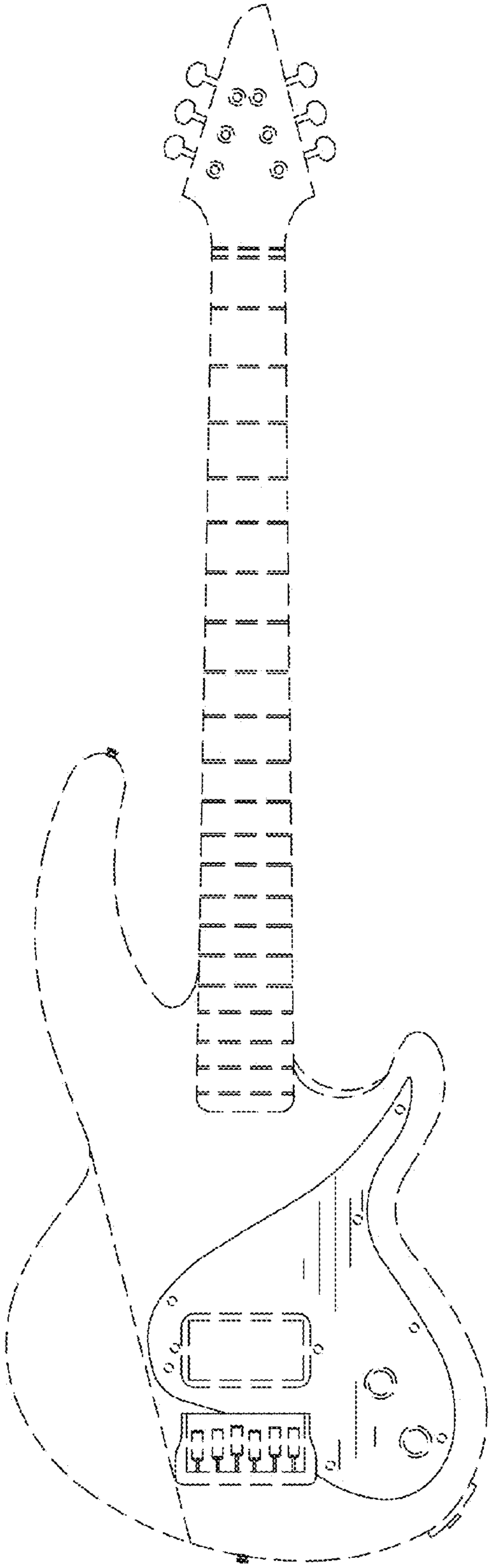
See application file for complete search history.

**1 Claim, 2 Drawing Sheets**





*Fig. 1.*



*Fig. 2.*