



US00D737857S

(12) **United States Design Patent**  
**Torres et al.**

(10) **Patent No.:** **US D737,857 S**  
(45) **Date of Patent:** **\*\* Sep. 1, 2015**

- (54) **DISPLAY SCREEN WITH ICON**
- (71) Applicant: **Microsoft Corporation**, Redmond, WA (US)
- (72) Inventors: **Ramiro Torres**, Seattle, WA (US); **Michael I. Guss**, Seattle, WA (US); **Alex Anthony Tursi**, Seattle, WA (US); **Silas Varga**, Seattle, WA (US)
- (73) Assignee: **Microsoft Corporation**, Redmond, WA (US)
- (\*\*) Term: **14 Years**
- (21) Appl. No.: **29/473,412**
- (22) Filed: **Nov. 21, 2013**
- (51) **LOC (10) Cl.** ..... **14-04**
- (52) **U.S. Cl.**  
USPC ..... **D14/495**
- (58) **Field of Classification Search**  
USPC ..... D14/485–495; 715/835, 836, 837, 840, 715/846, 847, 976, 977  
CPC ... G06F 3/048; G06F 3/0481; G06F 3/04817; G06F 3/0482  
See application file for complete search history.

(56) **References Cited**

**U.S. PATENT DOCUMENTS**

- D535,999 S \* 1/2007 Armstrong et al. .... D14/489
- D536,345 S 2/2007 Armstrong et al.
- D536,346 S 2/2007 Gusmorino et al.

- D537,086 S 2/2007 Armstrong et al.
- D542,302 S 5/2007 Muranaka et al.
- D545,325 S \* 6/2007 Pieratt et al. .... D14/492
- D561,196 S \* 2/2008 Okaro et al. .... D14/492
- D563,992 S \* 3/2008 Lettau et al. .... D14/493
- D566,129 S \* 4/2008 Armstrong et al. .... D14/489
- D569,388 S \* 5/2008 Armstrong et al. .... D14/489
- D574,398 S 8/2008 Armstrong et al.
- D577,369 S 9/2008 Armstrong et al.
- D588,609 S \* 3/2009 O'Donnell et al. .... D14/492
- D686,248 S 7/2013 Gardner et al.
- D705,264 S \* 5/2014 Gerssen et al. .... D14/495
- D708,227 S \* 7/2014 Lee ..... D14/495
- D715,325 S \* 10/2014 Phelan ..... D14/495
- D717,339 S \* 11/2014 Wen et al. .... D14/495

\* cited by examiner

*Primary Examiner* — Angela J Lee

(74) *Attorney, Agent, or Firm* — Banner & Witcoff, Ltd.



(57) **CLAIM**

The ornamental design for a display screen with icon, as shown and described.

**DESCRIPTION**

FIG. 1 is a front view of a display screen with icon showing our new design;  
 FIG. 2 is a front view of the display screen with icon showing an alternative embodiment of the new design; and,  
 FIG. 3 is a front view of the display screen with icon of FIG. 1 shown on a device.  
 The broken line showing of the remainder of the user interface and the remainder of the display screen is for environmental purposes only and forms no part of the claimed design.

**1 Claim, 3 Drawing Sheets**






FIGURE 1

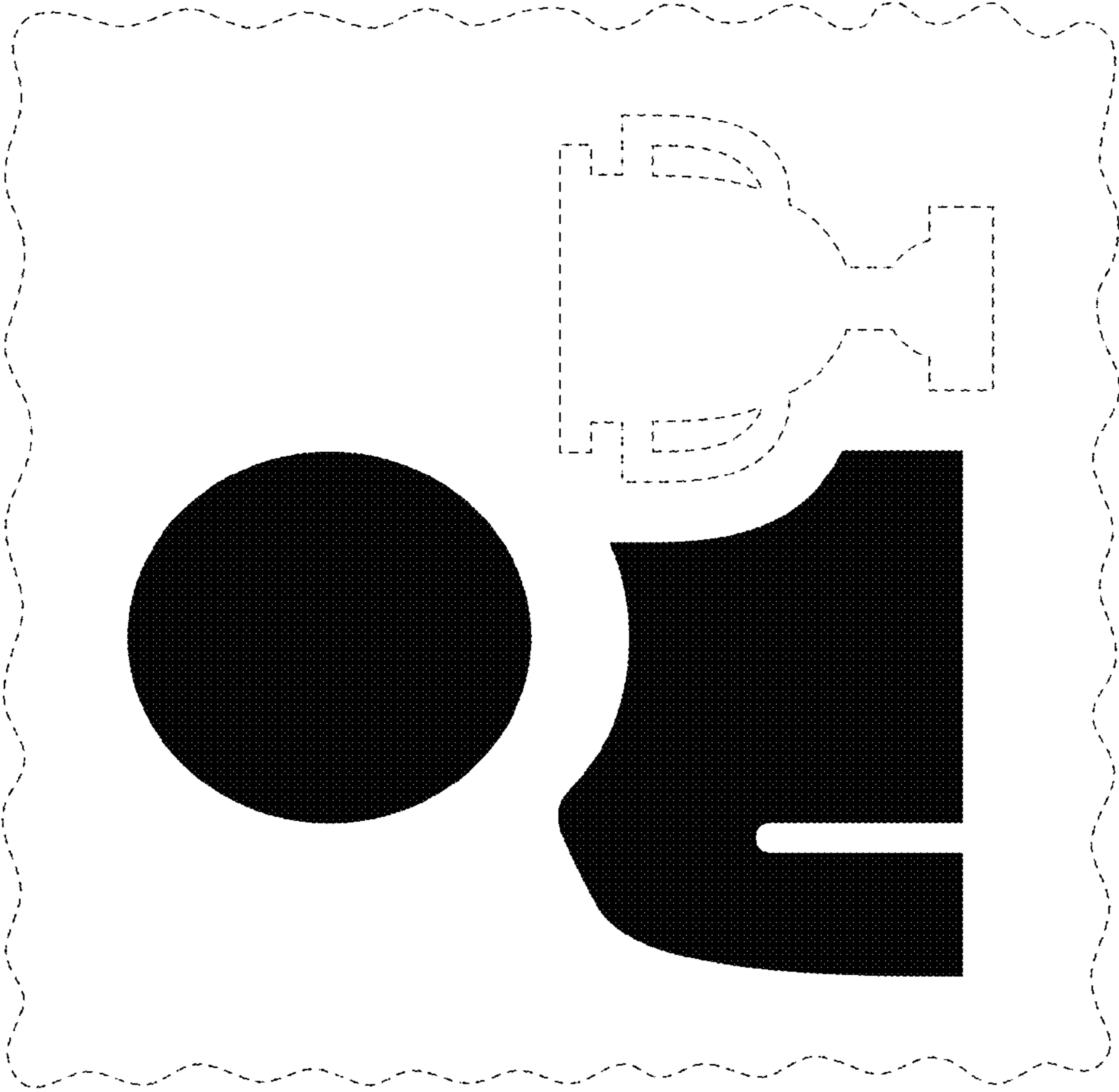


FIGURE 2

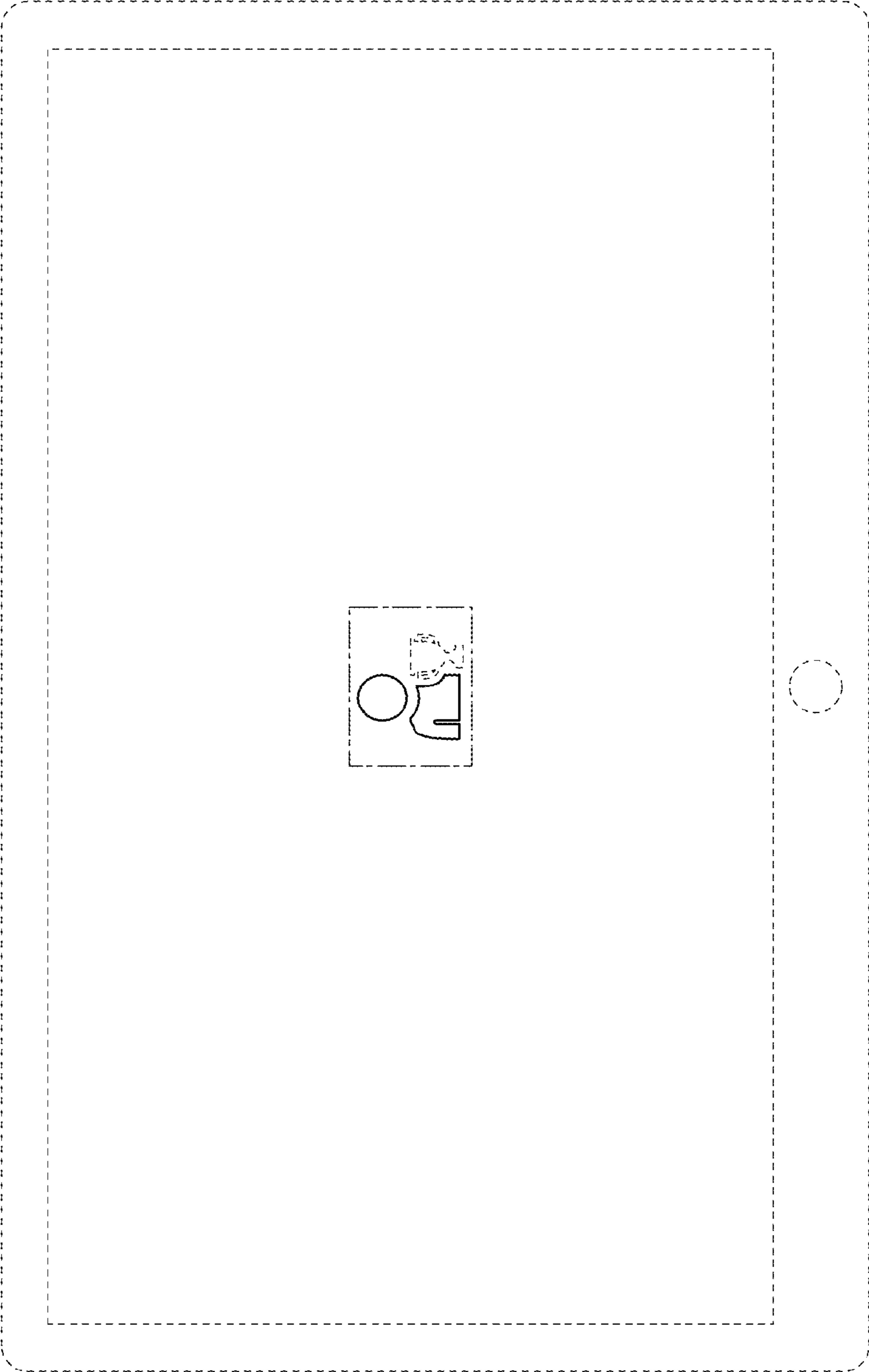


FIGURE 3