



US00D737849S

(12) **United States Design Patent**
Tursi et al.

(10) **Patent No.:** **US D737,849 S**
(45) **Date of Patent:** **** Sep. 1, 2015**

(54) **DISPLAY SCREEN WITH ICON GROUP AND DISPLAY SCREEN WITH ICON SET**

(71) Applicant: **Microsoft Corporation**, Redmond, WA (US)

(72) Inventors: **Alex Anthony Tursi**, Seattle, WA (US);
Kristie Eileen Smith, Kirkland, WA (US);
Dahey Yoo, Bellevue, WA (US);
Niels Van Dongen, Redmond, WA (US)

(73) Assignee: **Microsoft Corporation**, Redmond, WA (US)

(**) Term: **14 Years**

(21) Appl. No.: **29/458,760**

(22) Filed: **Jun. 21, 2013**

(51) **LOC (10) Cl.** **14-04**

(52) **U.S. Cl.**
USPC **D14/488**; D14/492; D14/493

(58) **Field of Classification Search**
USPC D14/488-495
See application file for complete search history.

(56) **References Cited**

U.S. PATENT DOCUMENTS

D341,848	S	*	11/1993	Bigelow et al.	D18/27
D385,870	S	*	11/1997	Thomas	D14/491
5,760,773	A	*	6/1998	Berman et al.	715/808
6,267,675	B1	*	7/2001	Lee	463/40
D453,767	S	*	2/2002	Istvan et al.	D14/486
D477,828	S	*	7/2003	Ferguson et al.	D14/486
D496,943	S	*	10/2004	Glaser et al.	D14/489
7,228,461	B2	*	6/2007	Krietemeyer et al.	714/45
D546,339	S	*	7/2007	Ellis et al.	D14/486
D554,658	S	*	11/2007	Park et al.	D14/486
D578,133	S		10/2008	Jasinski		

D616,455	S	*	5/2010	MacBeth et al.	D14/486
7,996,045	B1	*	8/2011	Bauer et al.	455/566
D655,302	S		3/2012	Gleasant et al.		
D658,198	S		4/2012	Gleasant et al.		
D663,739	S		7/2012	Weir et al.		
D682,315	S	*	5/2013	Voreis et al.	D14/493
D684,186	S	*	6/2013	Phelan	D14/489
D706,816	S	*	6/2014	Holz et al.	D14/489
2010/0138781	A1	*	6/2010	Korhonen et al.	715/808
2010/0169813	A1	*	7/2010	Chang	715/767
2011/0271182	A1	*	11/2011	Tsai et al.	715/702
2013/0086523	A1	*	4/2013	Imamura	715/810
2013/0239063	A1	*	9/2013	Ubillos et al.	715/838

* cited by examiner

Primary Examiner — Karen E Kearney

(74) *Attorney, Agent, or Firm* — Banner & Witcoff, Ltd.

(57) **CLAIM**

The ornamental design for a display screen with icon group and display screen with icon set, as shown and described.

DESCRIPTION

FIG. 1 is a front view of a display screen with icon group showing the new design;

FIG. 2 is another embodiment thereof;


FIG. 3 is a front view of a display screen with icon set showing the new design;

FIG. 4 is another embodiment thereof; and,

FIG. 5 is a front view of the display screen with icon group of FIG. 1 shown on a device.

The broken line showing of the remainder of the user interface and the remainder of the display screen is for environmental purposes only and forms no part of the claimed design. The icons in FIGS. 3-4 are arranged relatively on the drawing sheet for the convenience of display, and their relative positioning forms no part of the claimed design.

1 Claim, 5 Drawing Sheets



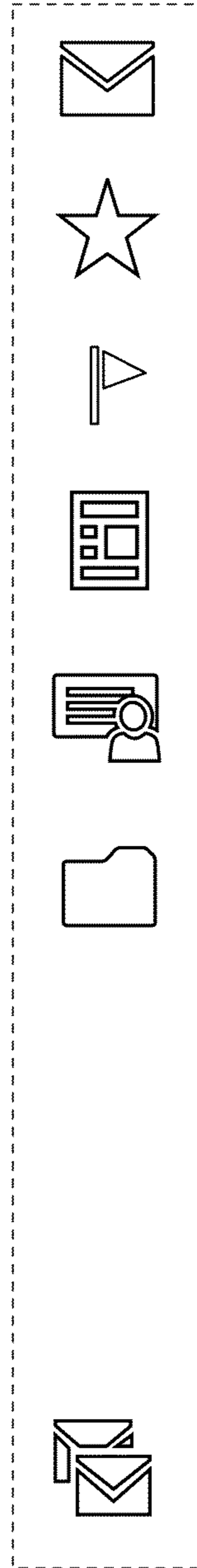


FIGURE 1




FIGURE 2

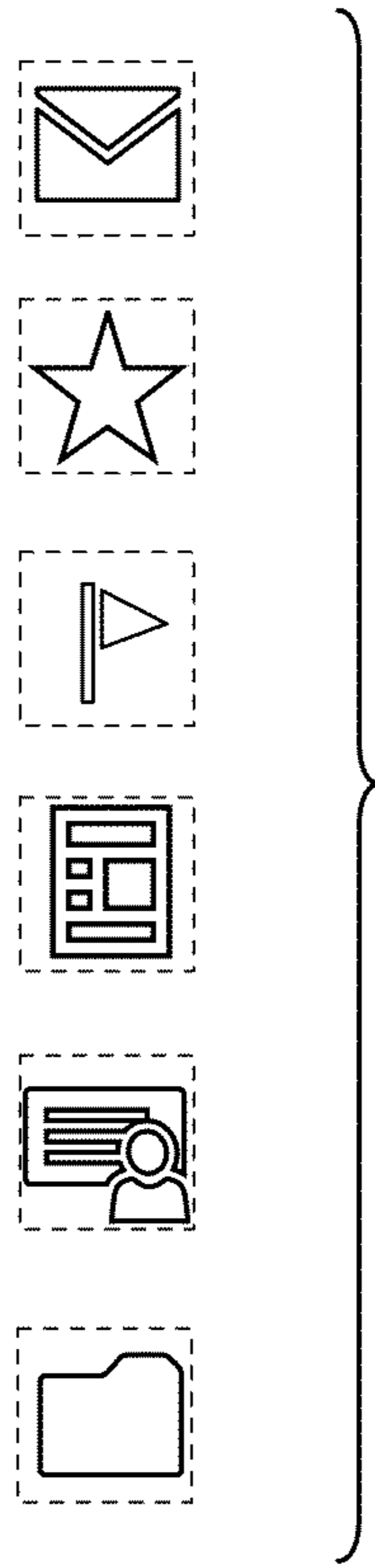


FIGURE 3

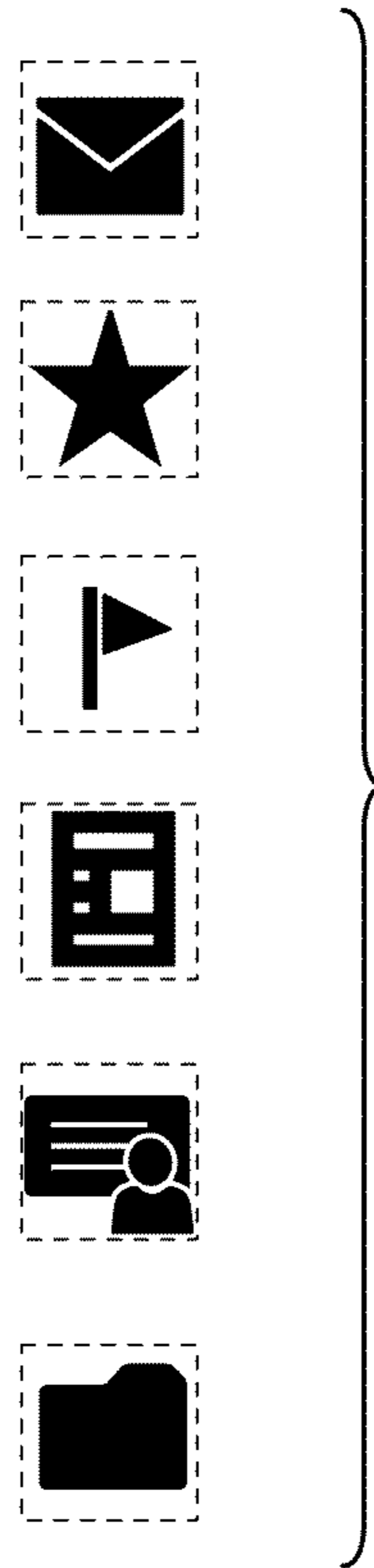


FIGURE 4




FIGURE 5