



US00D737822S

(12) **United States Design Patent**
Mistkawi et al.

(10) **Patent No.:** **US D737,822 S**
(45) **Date of Patent:** **** Sep. 1, 2015**

(54) **OPTICAL MODULE**

(71) Applicant: **Datalogic IP Tech S.r.l.**, Lippo di
Calderara di Reno (IT)

(72) Inventors: **Joseph G. Mistkawi**, Tigard, OR (US);
Federico Canini, Zola Predosa (IT);
Anna Guagliumi, Calderara di Reno
(IT)

(73) Assignee: **DATALOGIC IP TECH S.R.L.**, Lippo
di Calderara di Reno (IT)

(**) Term: **14 Years**

(21) Appl. No.: **29/501,824**

(22) Filed: **Sep. 9, 2014**

(30) **Foreign Application Priority Data**

Mar. 10, 2014 (EM) 002421560

(51) **LOC (10) Cl.** **14-02**

(52) **U.S. Cl.**
USPC **D14/420; D14/453**

(58) **Field of Classification Search**
USPC D14/421-425, 420; D18/55, 49, 46, 40,
D18/36-39, 41, 44, 45, 47, 48, 50-54, 56;
235/462, 455, 470, 462.43, 482, 483,
235/462.21, 472.01, 435, 439, 440, 446,
235/454, 461, 462.32, 462.35, 462.41,
235/462.42, 463; 358/474, 486, 488, 496,
358/497, 498, 452, 449, 451, 453, 1.13;
318/685, 696; 355/81, 75; 399/405,
399/367, 379, 380; 382/217; 715/209, 222,
715/226, 274; 400/613, 613.1-613.4,
400/690.1-690.4, 691-694

CPC . D07G 1/0036; D07G 1/0045; D07G 1/0063;
D07G 1/0072; D07G 1/009; G08B 13/1427;
G08B 13/1472; G08B 13/1481; G08B 13/194;
G08B 13/246; G08B 13/2462; G08B 13/2465;
A47F 9/04; A47F 9/046; A47F 9/047; A47F
9/048; A47F 10/02; A47F 2010/005; A47F
210/025; G06K 7/10693; G06K 7/10712;

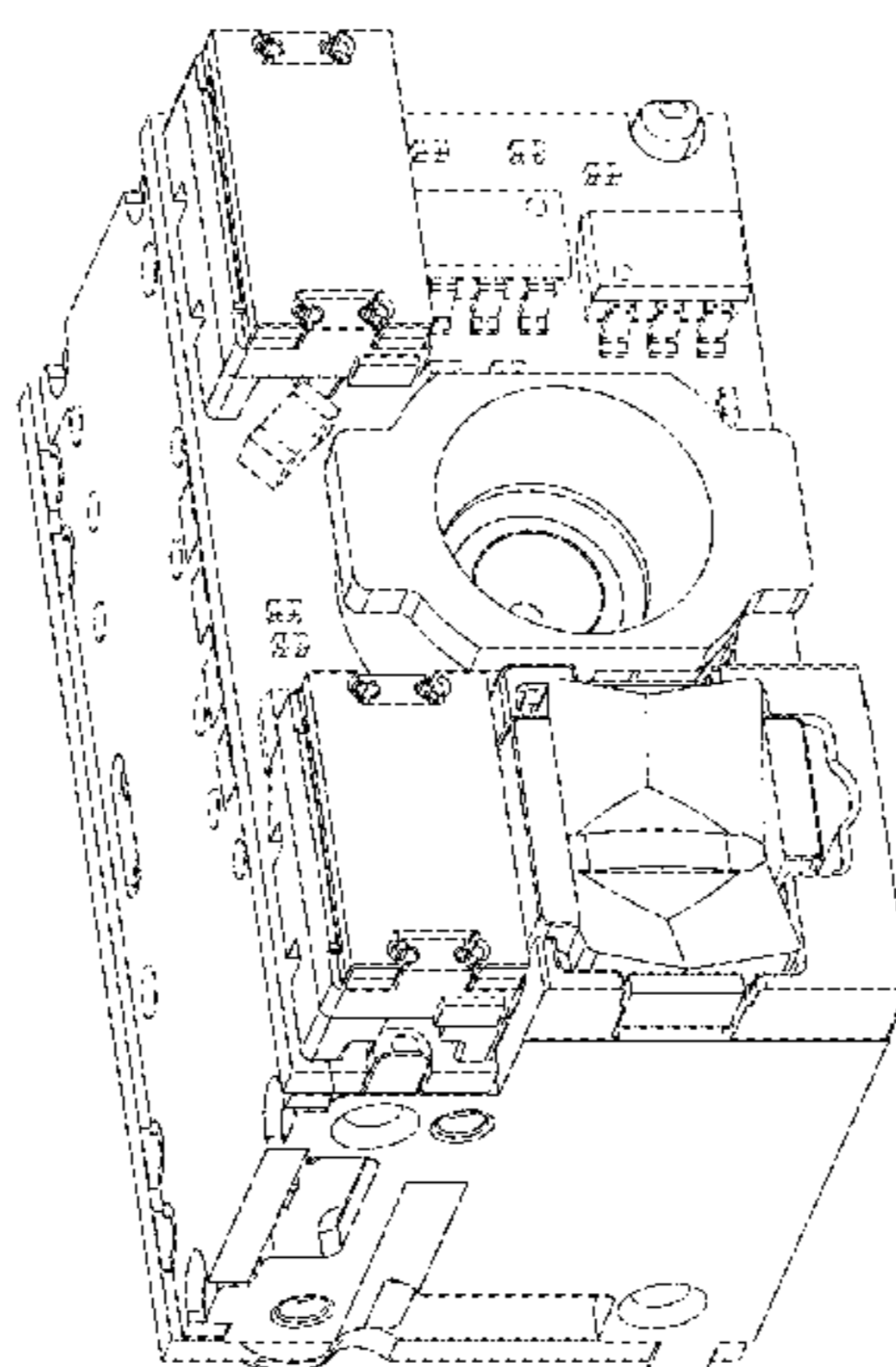
G06K 7/10792; G06K 7/10801; G06K
7/10811; G06K 7/10831; G06K 7/10851;
G06K 7/10861; G06K 7/1096; G06K 7/1097;
G06K 7/1098; G06K 7/12; G06K 7/14;
G06K 7/1408; G06K 7/1413; G06K 7/1417;
G06K 7/1421; G06K 7/1426; G06K 7/143;
G06K 7/1434; G06K 7/1439; G06K 7/1443;
G06K 7/1447; G06K 7/1452; G06K 7/1456;
G06K 7/146; G06K 7/1465; G06K 7/1469;
G06K 7/1473; G06K 7/1478; G06K 7/1482;
G06K 7/1486; G06K 2007/10485; G06K
7/10544-7/10762; G06K 7/10821-7/10871;
G06K 7/1404-7/1495; G06K 2207/00; G06K
2207/1011-2207/1018; G01G 19/4144;
G01G 21/22; G01G 21/28; G01G 23/32;
G01G 23/34; G01G 23/35; G01G 23/375;
G01G 23/38; G01G 23/44; G07G 1/0063;
G07G 1/0072; G07G 3/006; G02B 5/09;
H04N 5/2251; H04N 5/2252-5/2256; G06T
2211/00

See application file for complete search history.

(56) **References Cited**

U.S. PATENT DOCUMENTS

5,539,192 A * 7/1996 Scofield et al. 235/462.37
5,629,510 A * 5/1997 Quinn et al. 235/462.36
5,714,750 A * 2/1998 Eastman et al. 235/462.34
6,427,916 B1 * 8/2002 Ishii et al. 235/462.39
6,637,657 B2 * 10/2003 Barkan et al. 235/462.43
6,969,005 B2 * 11/2005 Otsubo 235/462.33
7,131,590 B2 * 11/2006 Oliva et al. 235/462.36
7,182,262 B2 * 2/2007 Wood et al. 235/462.36
7,273,178 B2 * 9/2007 Shimura 235/462.36
7,296,751 B2 * 11/2007 Barber et al. 235/462.43
7,556,203 B2 * 7/2009 Robinson et al. 235/462.45
7,686,216 B2 * 3/2010 Walczyk et al. 235/383
7,699,227 B2 * 4/2010 Wang et al. 235/454
7,845,801 B2 * 12/2010 Slutsky 353/29
7,934,660 B2 * 5/2011 Yeakley et al. 235/472.01
8,038,054 B2 * 10/2011 Douma 235/375
D682,226 S * 5/2013 Omori et al. D13/182
D687,398 S * 8/2013 Omori et al. D13/182
8,910,872 B2 * 12/2014 Barkan et al. 235/462.42



(56)

References Cited

U.S. PATENT DOCUMENTS

2002/0125322	A1 *	9/2002	McCall et al.	235/462.42
2003/0019934	A1 *	1/2003	Hunter et al.	235/462.2
2003/0029917	A1 *	2/2003	Hennick et al.	235/454
2003/0062413	A1 *	4/2003	Gardiner et al.	235/454
2003/0080187	A1 *	5/2003	Piva et al.	235/454
2003/0080189	A1 *	5/2003	Patel et al.	235/454
2003/0089776	A1 *	5/2003	Hennick et al.	235/454
2003/0222147	A1 *	12/2003	Havens et al.	235/462.45
2004/0046030	A1 *	3/2004	Okada et al.	235/462.41
2004/0069855	A1 *	4/2004	Patel et al.	235/472.01
2005/0040238	A1 *	2/2005	Byun et al.	235/462.43
2005/0185239	A1 *	8/2005	Orcutt	359/224
2007/0045424	A1 *	3/2007	Wang	235/462.46
2007/0108284	A1 *	5/2007	Pankow et al.	235/454
2007/0228306	A1 *	10/2007	Gannon et al.	250/555
2007/0278311	A1 *	12/2007	Partyka	235/462.36
2008/0041954	A1 *	2/2008	Gannon et al.	235/454
2008/0179552	A1 *	7/2008	Barkan et al.	250/559.06
2009/0026267	A1 *	1/2009	Wang et al.	235/440
2009/0127343	A1 *	5/2009	Chiang	235/462.43
2009/0277963	A1 *	11/2009	Van Kerkhoven et al.	235/462.21
2010/0065641	A1 *	3/2010	Liu et al.	235/462.32
2010/0111361	A1 *	5/2010	Tan et al.	382/103
2010/0217723	A1 *	8/2010	Sauerwein et al.	705/337
2011/0068174	A1 *	3/2011	Miyoshi et al.	235/462.11
2011/0121077	A1 *	5/2011	Joseph et al.	235/462.11
2012/0049049	A1 *	3/2012	Vinogradov et al.	250/216
2013/0200158	A1 *	8/2013	Feng et al.	235/462.36
2013/0306731	A1 *	11/2013	Pedrao	235/462.3
2013/0327834	A1 *	12/2013	Hennick et al.	235/462.36
2014/0110485	A1 *	4/2014	Toa et al.	235/462.21

OTHER PUBLICATIONS

“Symbol 8E4500 Integration Guide” © 2008 by Motorola, Inc. (72E-112996-01, Revision A, Dec. 2008).

* cited by examiner

Primary Examiner — Susan Moon Lee

(74) *Attorney, Agent, or Firm* — Duane Morris LLP

(57)

CLAIM

We claim the ornamental design for an optical module, as shown and described.

DESCRIPTION

FIG. 1 is a perspective front view of an optical module according to the present invention.

FIG. 2 is a front elevation view of the optical module of FIG. 1.

FIG. 3 is a rear elevation view of the optical module of FIG. 1.

FIG. 4 is a top view of the optical module of FIG. 1.

FIG. 5 is a bottom view of the optical module of FIG. 1.

FIG. 6 is a left side elevation view of the optical module of FIG. 1; and,

FIG. 7 is a right side elevation view of the optical module of FIG. 1.

Broken lines and unshaded portions contained within broken lines are not claimed.

1 Claim, 7 Drawing Sheets

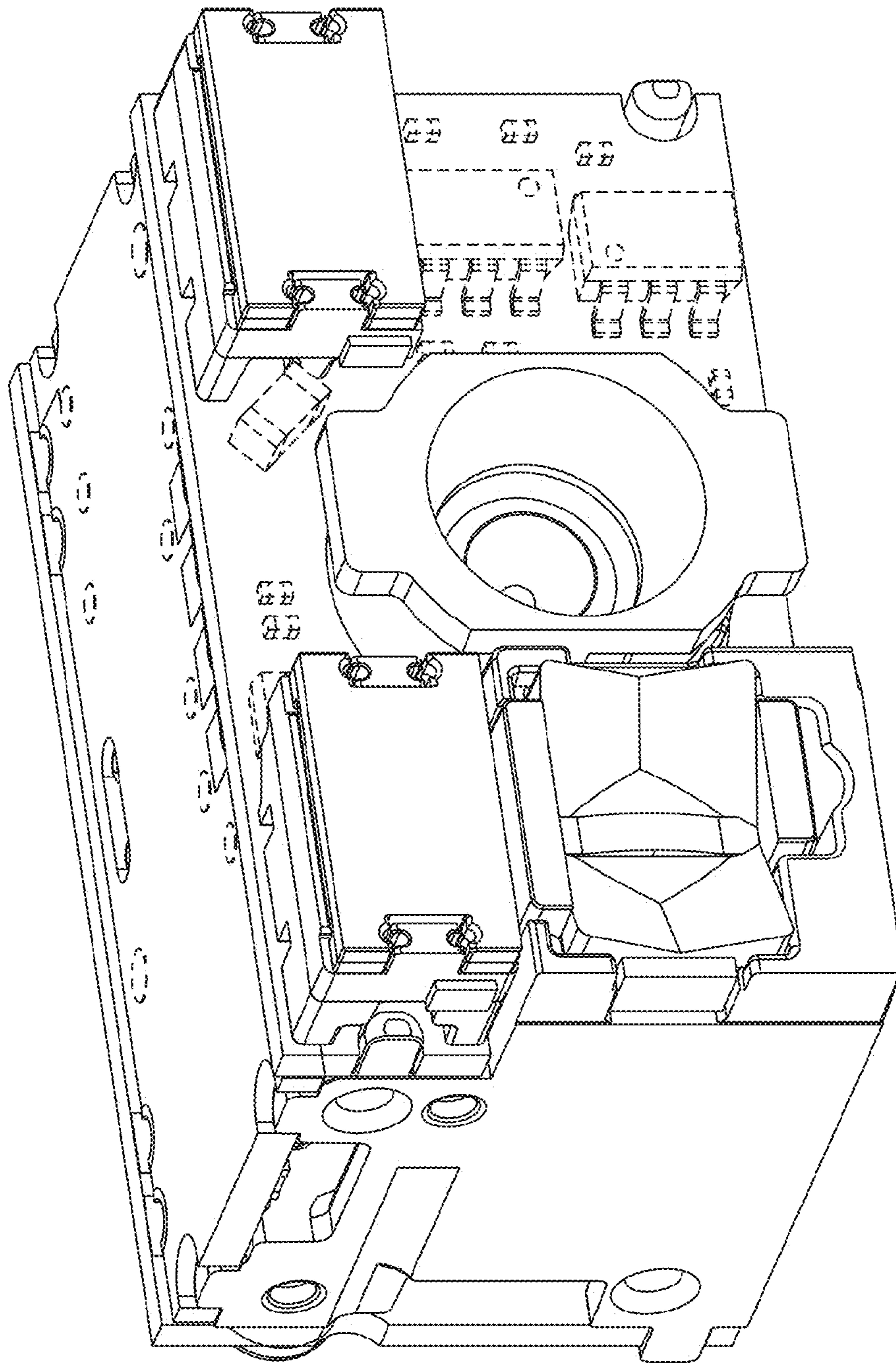


FIG. 1

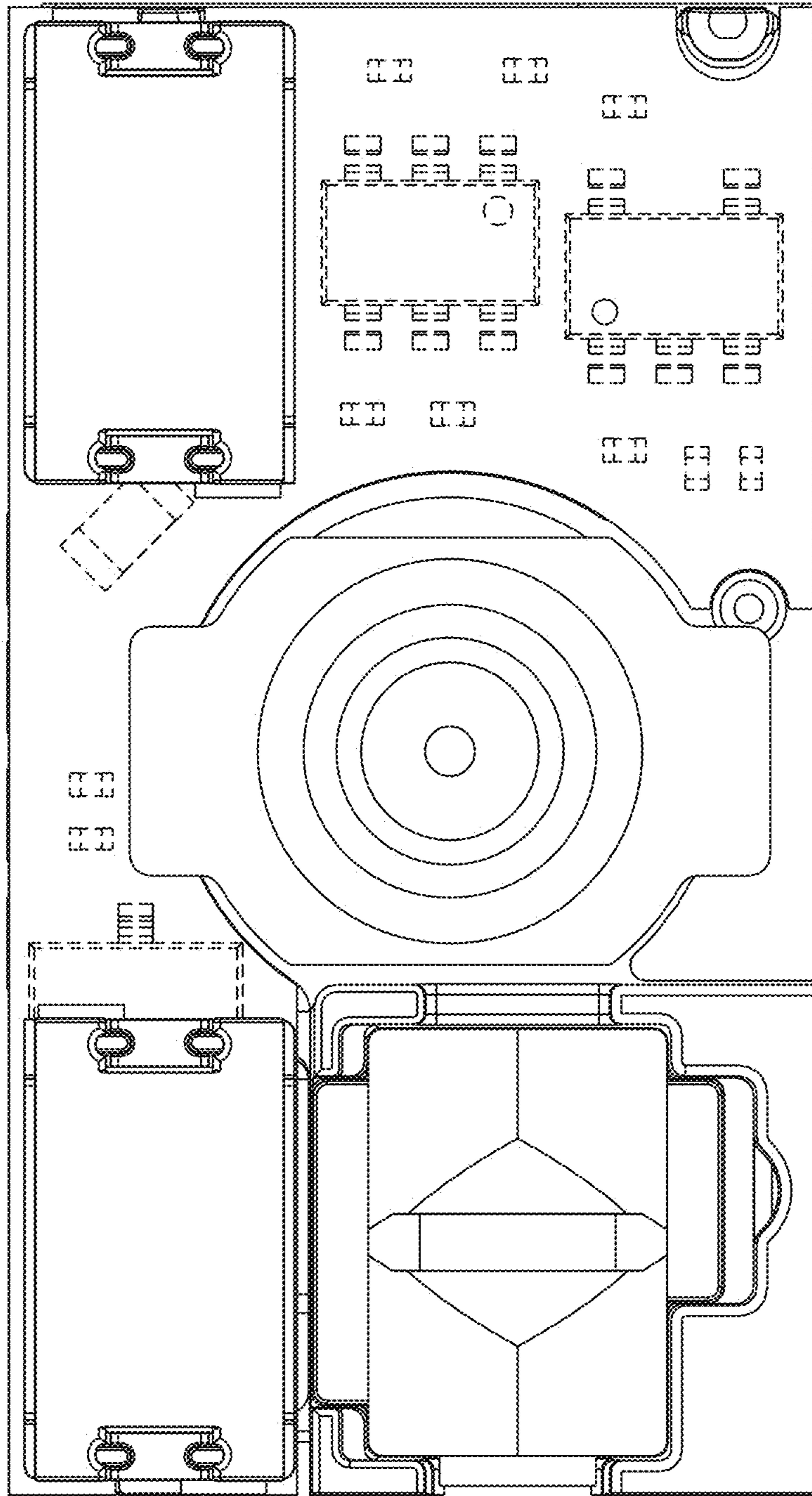


FIG. 2

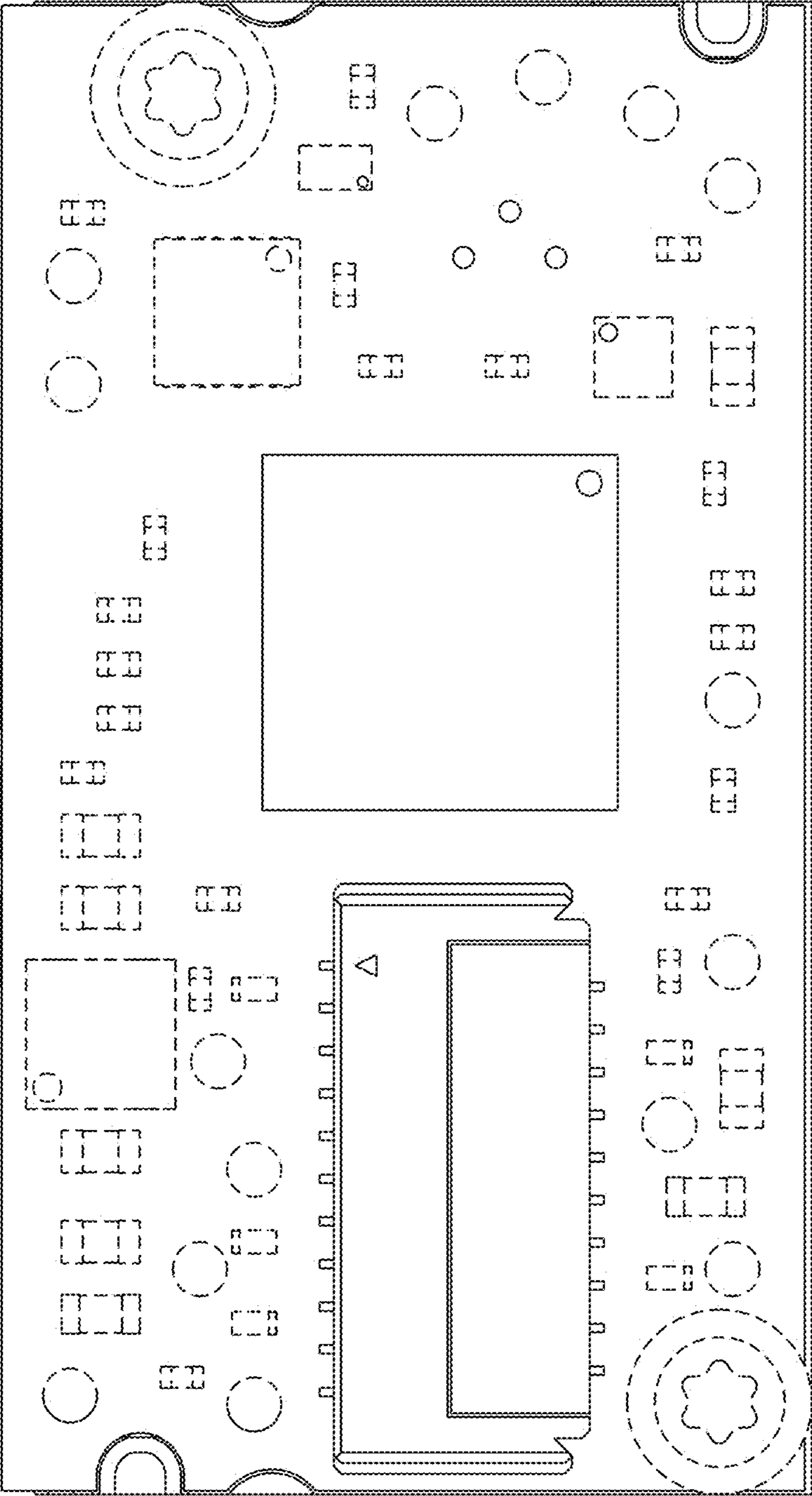


FIG. 3

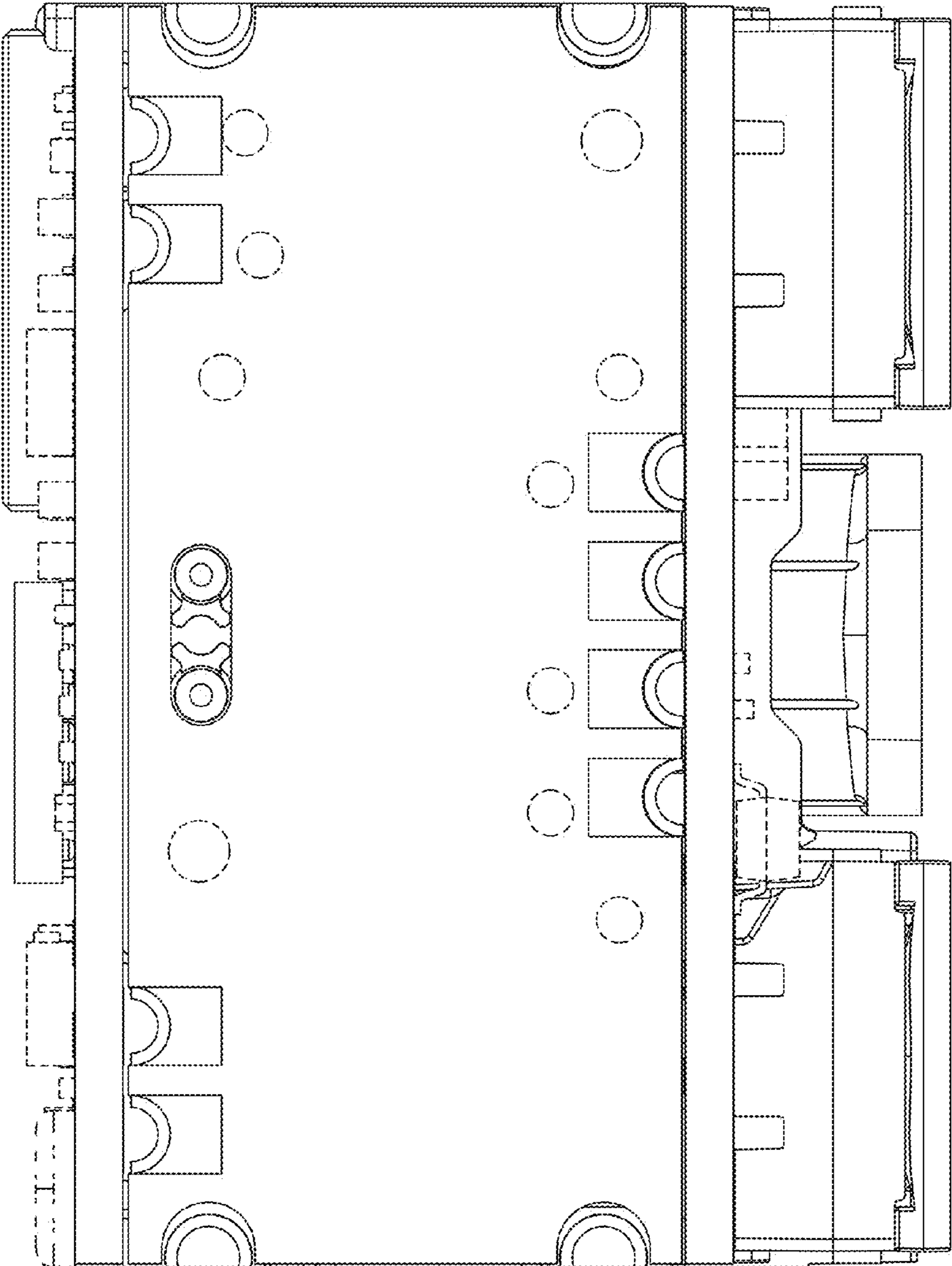


FIG. 4

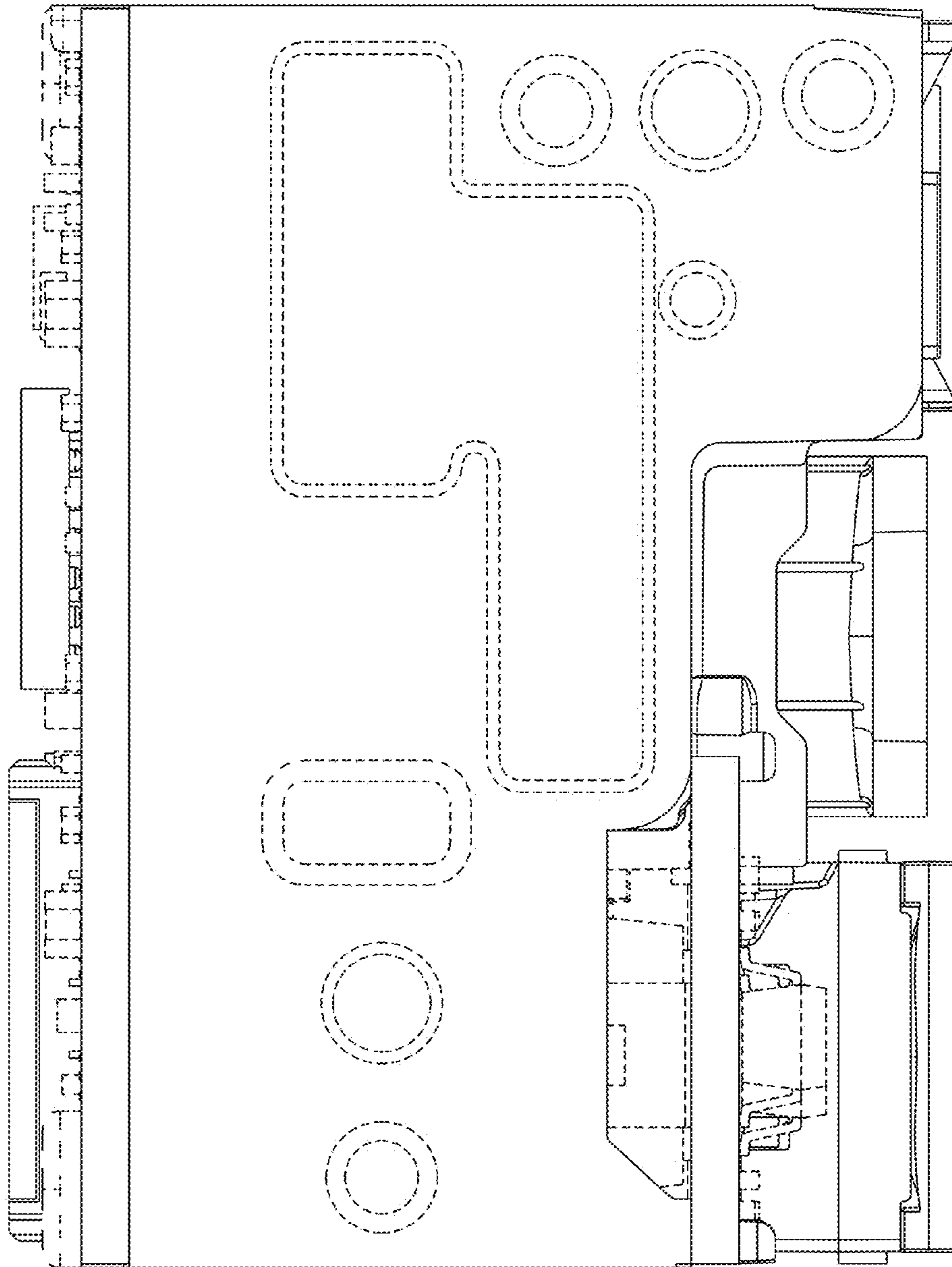


FIG. 5

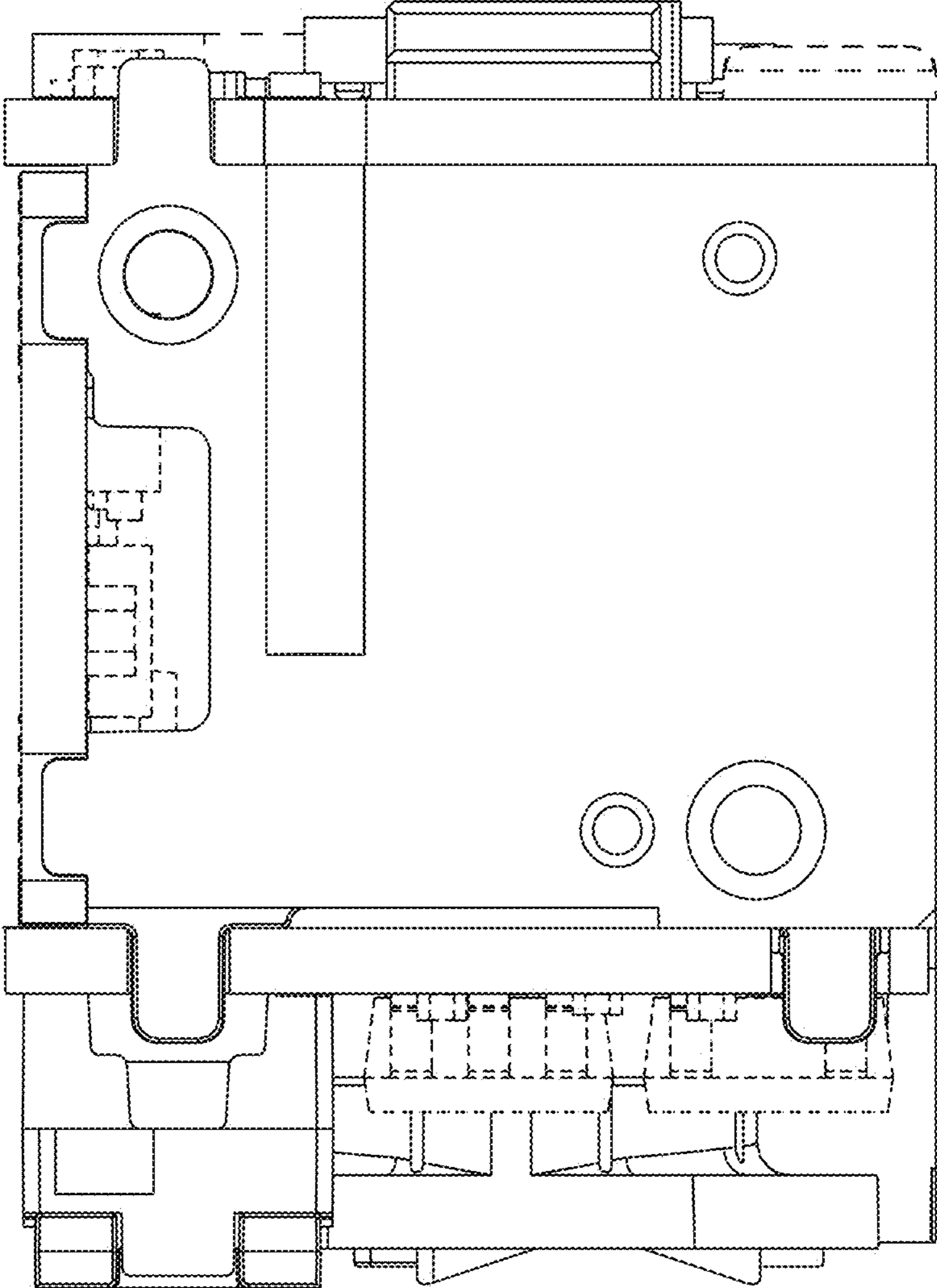


FIG. 6

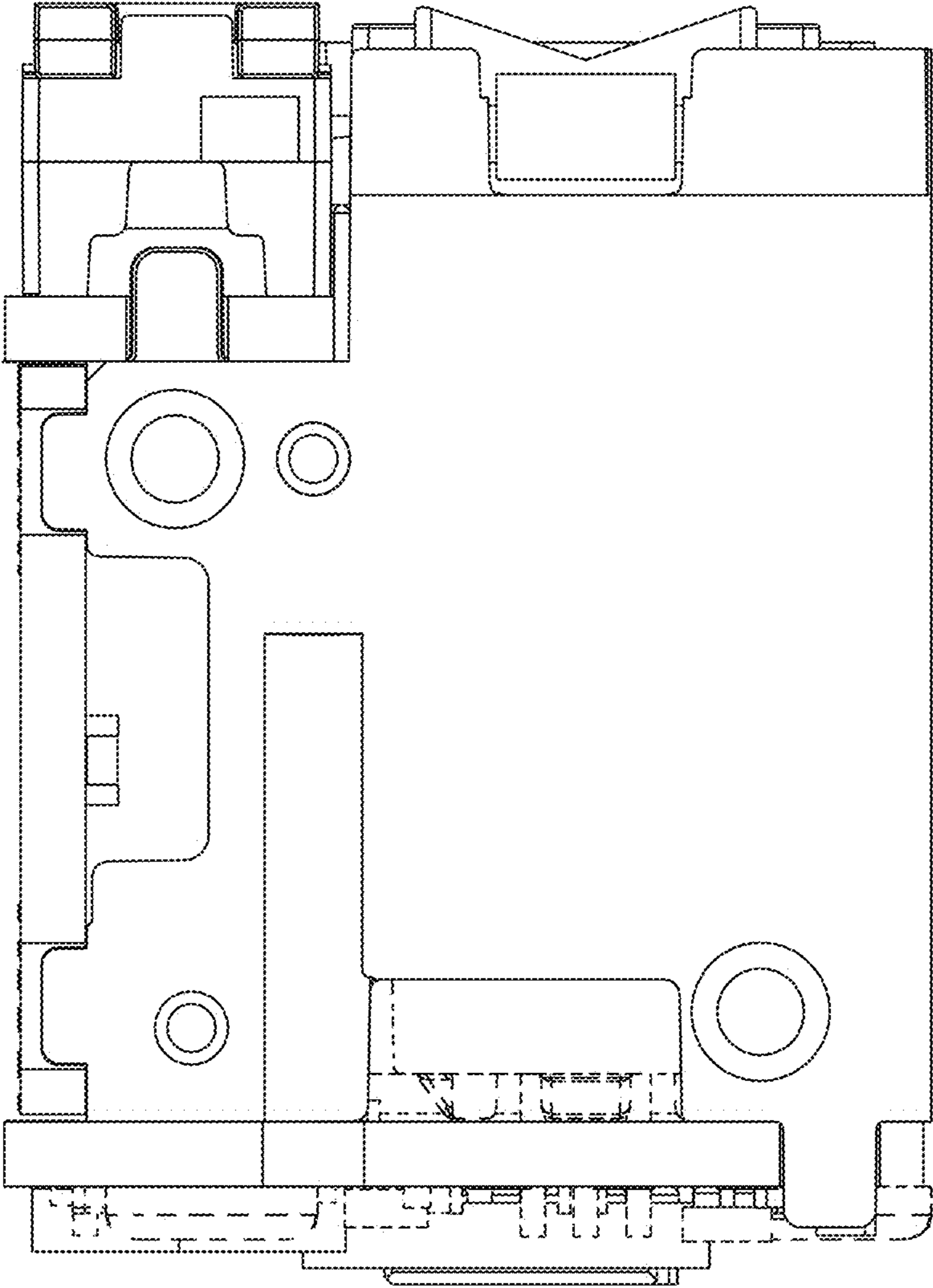


FIG. 7