



US00D737787S

(12) **United States Design Patent**
Leung et al.

(10) **Patent No.:** **US D737,787 S**

(45) **Date of Patent:** **** Sep. 1, 2015**

(54) **VIDEO CONFERENCE DEVICE**

(56) **References Cited**

(71) Applicant: **Quanta Computer Inc.**, Taoyuan Shien (TW)

U.S. PATENT DOCUMENTS

(72) Inventors: **Chee-Chun Leung**, Taoyuan Shien (TW); **Rong-Chin Yang**, Taoyuan Shien (TW); **Ya-Chyi Chou**, Taoyuan Shien (TW); **Kao-Yu Hsu**, New Taipei (TW)

D477,183 S *	7/2003	Janky	D7/509
D545,451 S *	6/2007	Urbanek	D25/16
D591,744 S *	5/2009	Shimizu	D14/356
D645,750 S *	9/2011	Lee	D9/504
D676,420 S *	2/2013	Holzer	D14/212
D684,673 S *	6/2013	Caroen et al.	D23/366
D685,074 S *	6/2013	Caroen et al.	D23/366
D686,719 S *	7/2013	Lin	D23/366
D687,009 S *	7/2013	Song et al.	D14/155
D692,413 S *	10/2013	Holzer	D14/216
D699,710 S *	2/2014	Lee	D14/214

(73) Assignee: **QUANTA COMPUTER INC.**, Guishan Dist., Taoyuan (TW)

(**) Term: **14 Years**

* cited by examiner

(21) Appl. No.: **29/496,829**

Primary Examiner — Randall Gholson

(22) Filed: **Jul. 17, 2014**

(74) *Attorney, Agent, or Firm* — Rabin & Berdo, P.C.

(30) **Foreign Application Priority Data**

May 21, 2014 (TW) 103303065

(51) **LOC (10) Cl.** **14-03**

(52) **U.S. Cl.**
USPC **D14/125**

(58) **Field of Classification Search**
USPC D14/125, 357, 358, 496, 188, 242, 432;
D13/184; 348/10, 460, 706, 731;
340/825.03; 455/6.1, 6.2; 312/223.1,
312/7.2

CPC H04N 21/00; H04N 21/20; H04N 21/40

See application file for complete search history.

(57) **CLAIM**

The ornamental design for a video conference device, as shown and described.

DESCRIPTION

FIG. 1 is a perspective view of a video conference device showing our new design;

FIG. 2 is a front view thereof;

FIG. 3 is a rear view thereof;

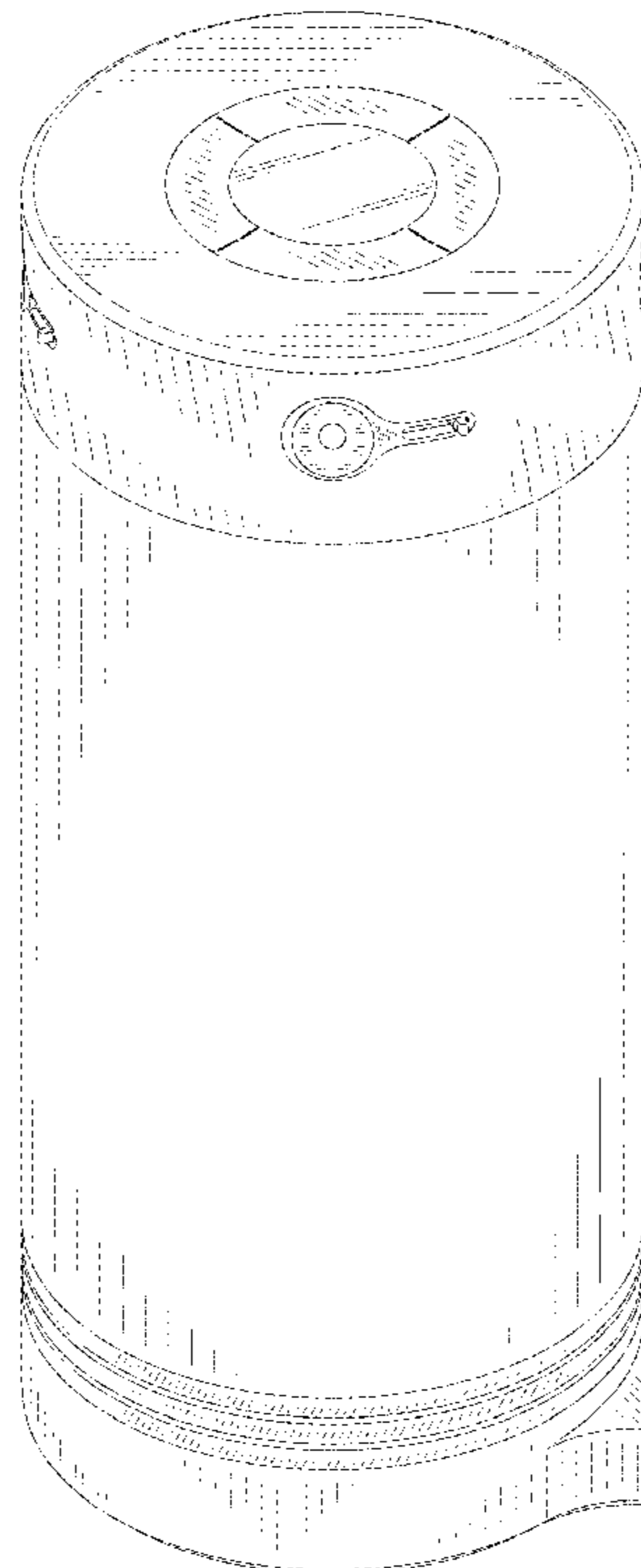
FIG. 4 is a left side view thereof;

FIG. 5 is a right side view thereof;

FIG. 6 is a top view thereof; and,

FIG. 7 is a bottom view thereof.

1 Claim, 7 Drawing Sheets



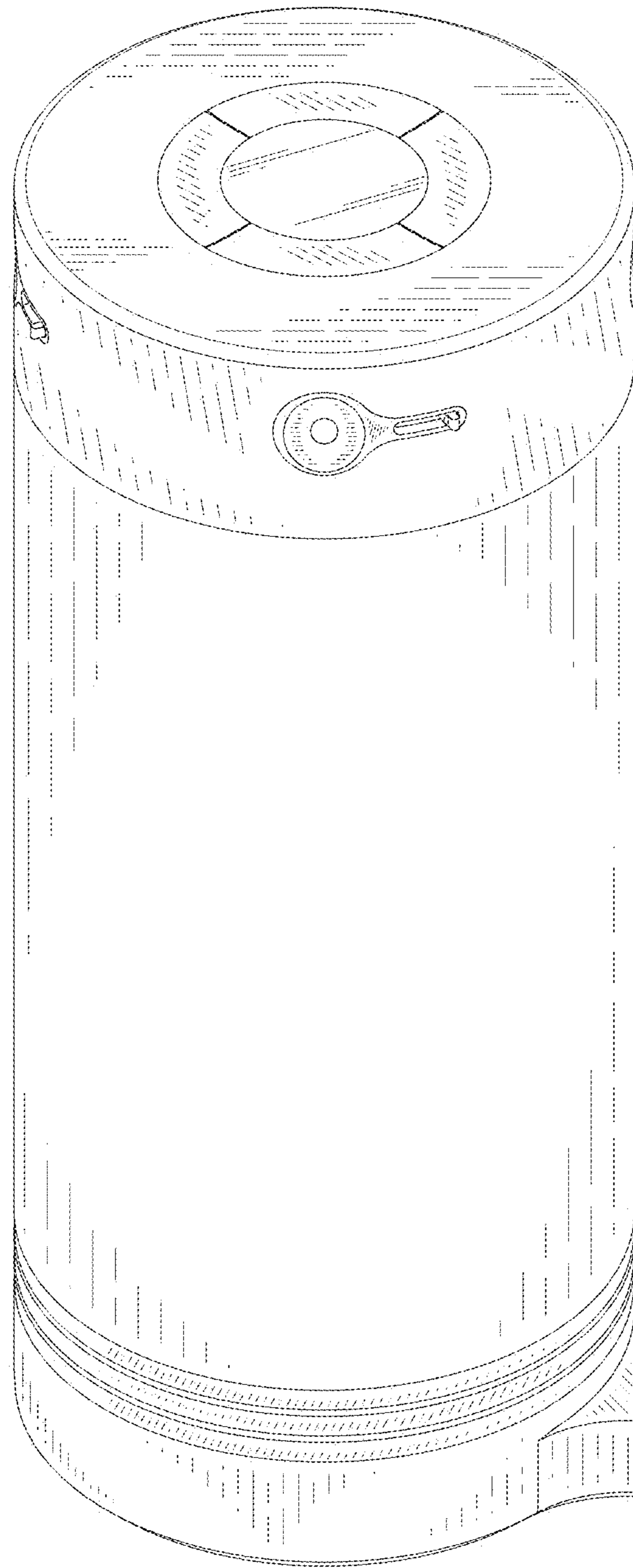


Fig. 1




Fig. 2




Fig. 3




Fig. 4




Fig. 5

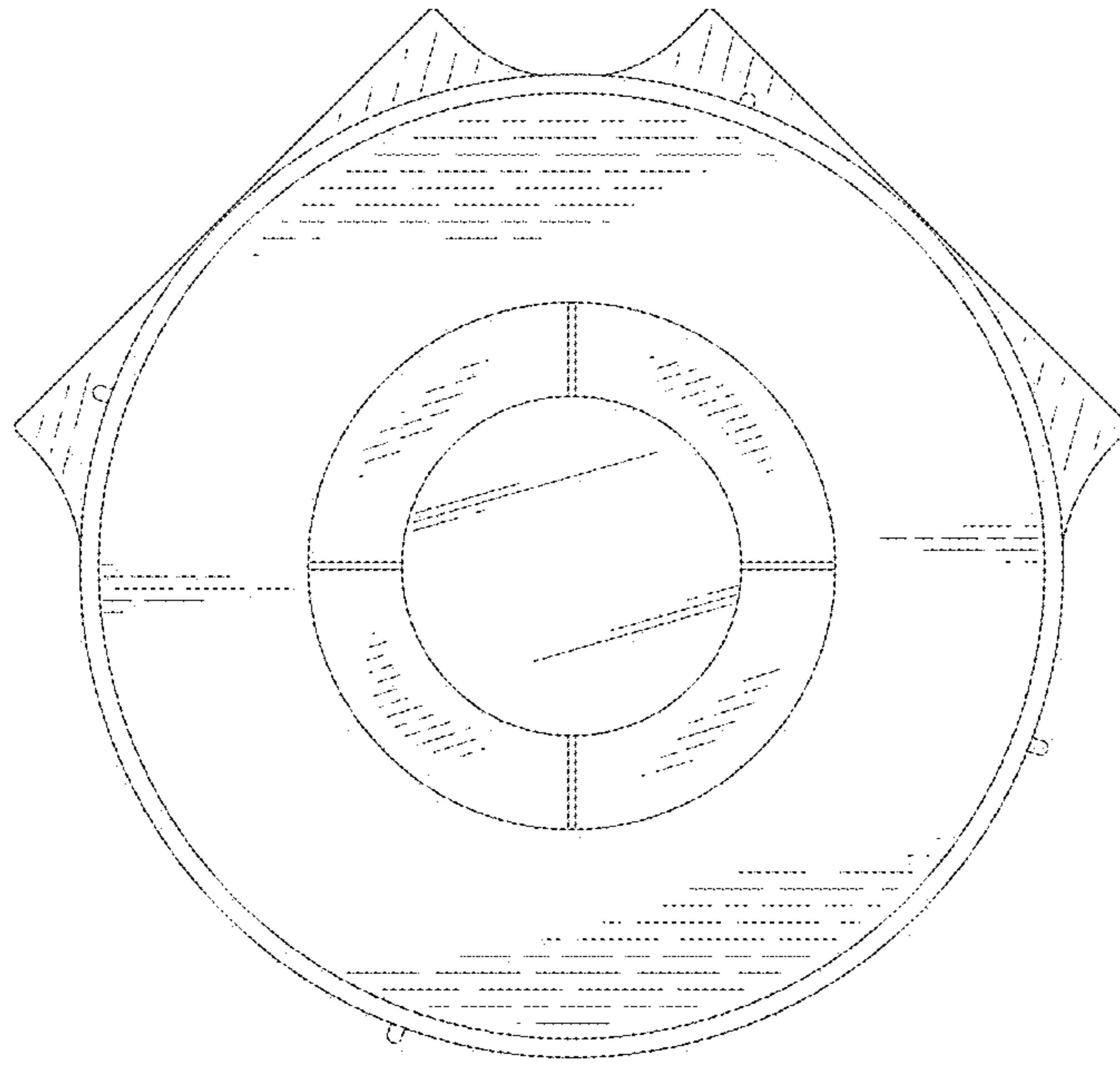


Fig. 6




Fig. 7