



US00D737761S

(12) **United States Design Patent**
Zhuang et al.

(10) **Patent No.:** **US D737,761 S**
(45) **Date of Patent:** **** Sep. 1, 2015**

(54) **PORTABLE POWER SOURCE**

(71) Applicant: **HUIZHOU TCL MOBILE COMMUNICATION CO., LTD,**
Huizhou, Guangdong (CN)
(72) Inventors: **Xianming Zhuang,** Guangdong (CN);
Songmei Xiao, Guangdong (CN)
(73) Assignee: **Huizhou TCL Mobile Communication Co., Ltd,** Huizhou (CN)
(**) Term: **14 Years**

(21) Appl. No.: **29/502,677**
(22) Filed: **Sep. 18, 2014**

(30) **Foreign Application Priority Data**
Apr. 3, 2014 (CN) 2014 3 0076289
(51) **LOC (10) Cl.** **13-02**
(52) **U.S. Cl.**
USPC **D13/108; D13/110**
(58) **Field of Classification Search**
USPC D13/103, 107, 108, 110, 123, 133,
D13/137.1, 138.1, 199; 174/59, 61;
307/150, 151; 320/111, 114; 363/132,
363/140, 142, 143, 146; 439/105, 131, 166,
439/218, 518, 692, 956; D14/240, 251,
D14/253, 432, 433, 434
CPC H01R 27/00; H01R 31/06; H02J 7/0055;
H02J 2007/0059; H02M 1/10
See application file for complete search history.

(56) **References Cited**

U.S. PATENT DOCUMENTS

6,639,382	B1 *	10/2003	Fan	320/114
D611,899	S *	3/2010	Yang	D13/108
D618,237	S *	6/2010	Wang	D14/356
D628,537	S *	12/2010	Nagata et al.	D13/147
D661,249	S *	6/2012	Smith et al.	D13/110
D673,908	S *	1/2013	Koch	D13/108
D692,826	S *	11/2013	Aida et al.	D13/108
D702,635	S *	4/2014	Haapaniemi et al.	D13/110
D725,034	S *	3/2015	Chen	D13/108
D725,035	S *	3/2015	Jung et al.	D13/110

* cited by examiner

Primary Examiner — Derrick Holland
(74) *Attorney, Agent, or Firm* — Ladas & Parry LLP

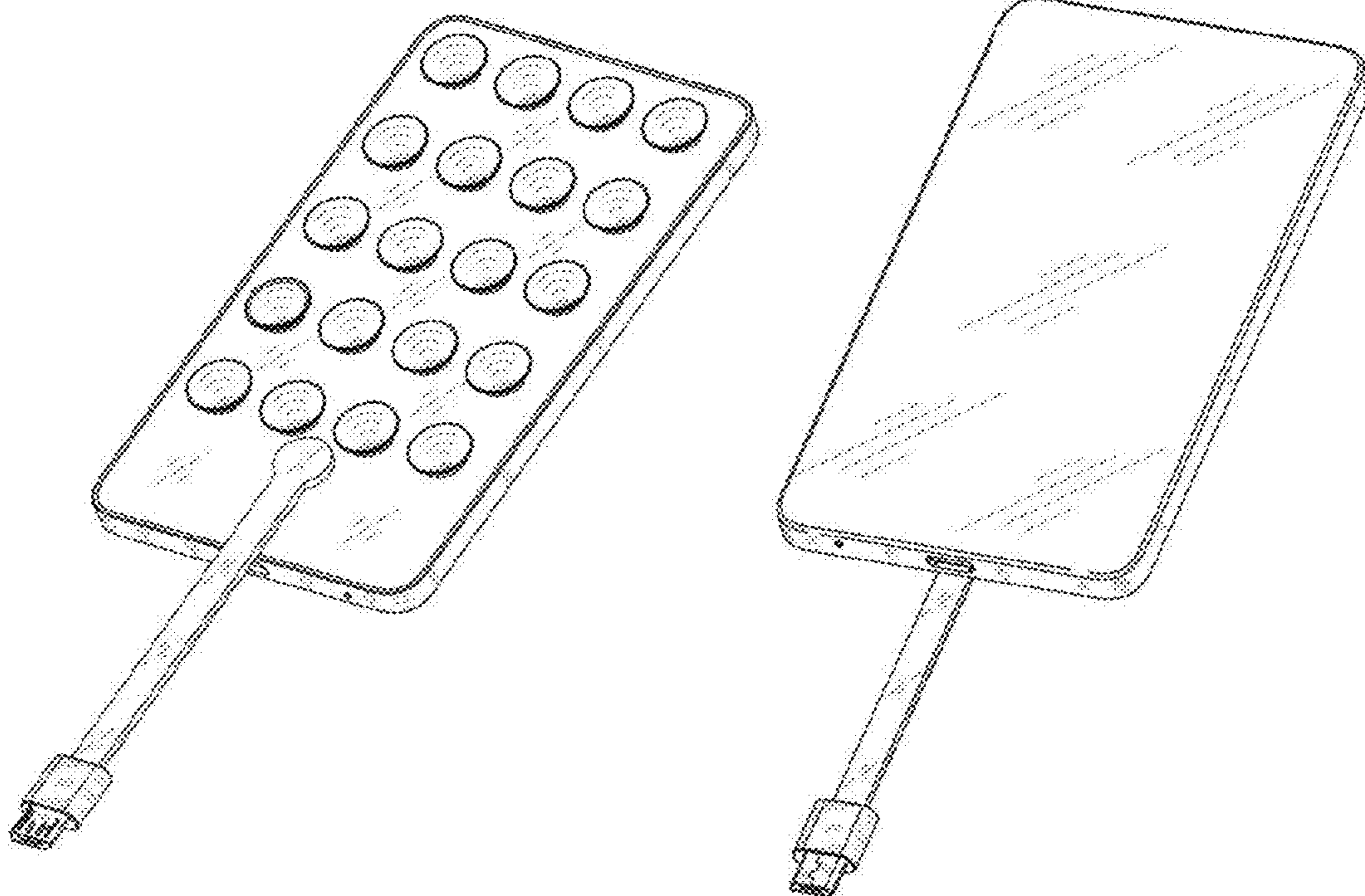
(57) **CLAIM**

The ornamental design for a portable power source, as shown.

DESCRIPTION

FIG. 1 is a front perspective view of a portable power source showing our new design;
FIG. 2 is a rear perspective view thereof;
FIG. 3 is a front view thereof;
FIG. 4 is a rear elevational view thereof;
FIG. 5 is a left-side elevational view thereof;
FIG. 6 is a right-side elevational view thereof;
FIG. 7 is a top plan view thereof; and,
FIG. 8 is a bottom plan view thereof.

1 Claim, 8 Drawing Sheets



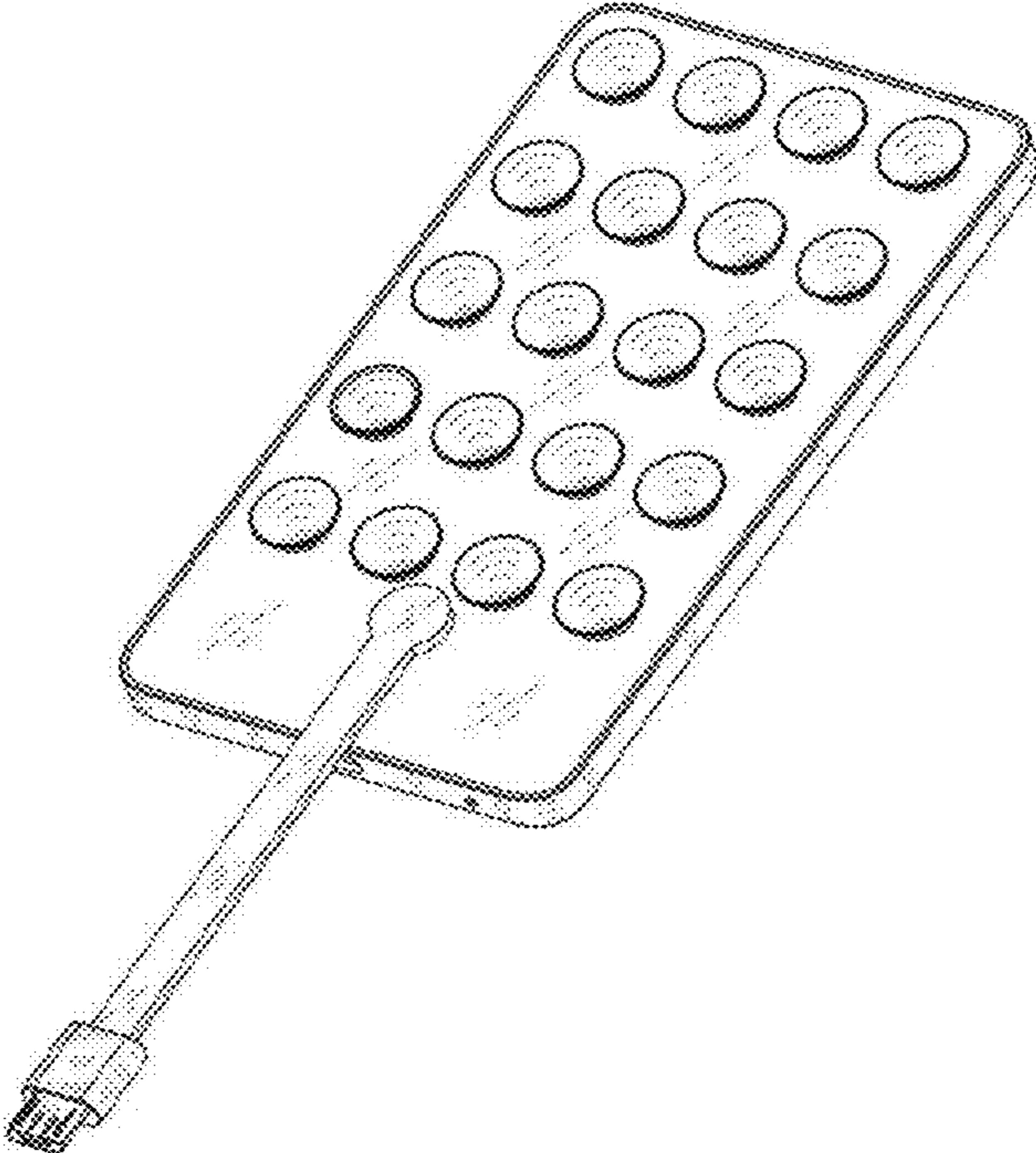


FIG. 1

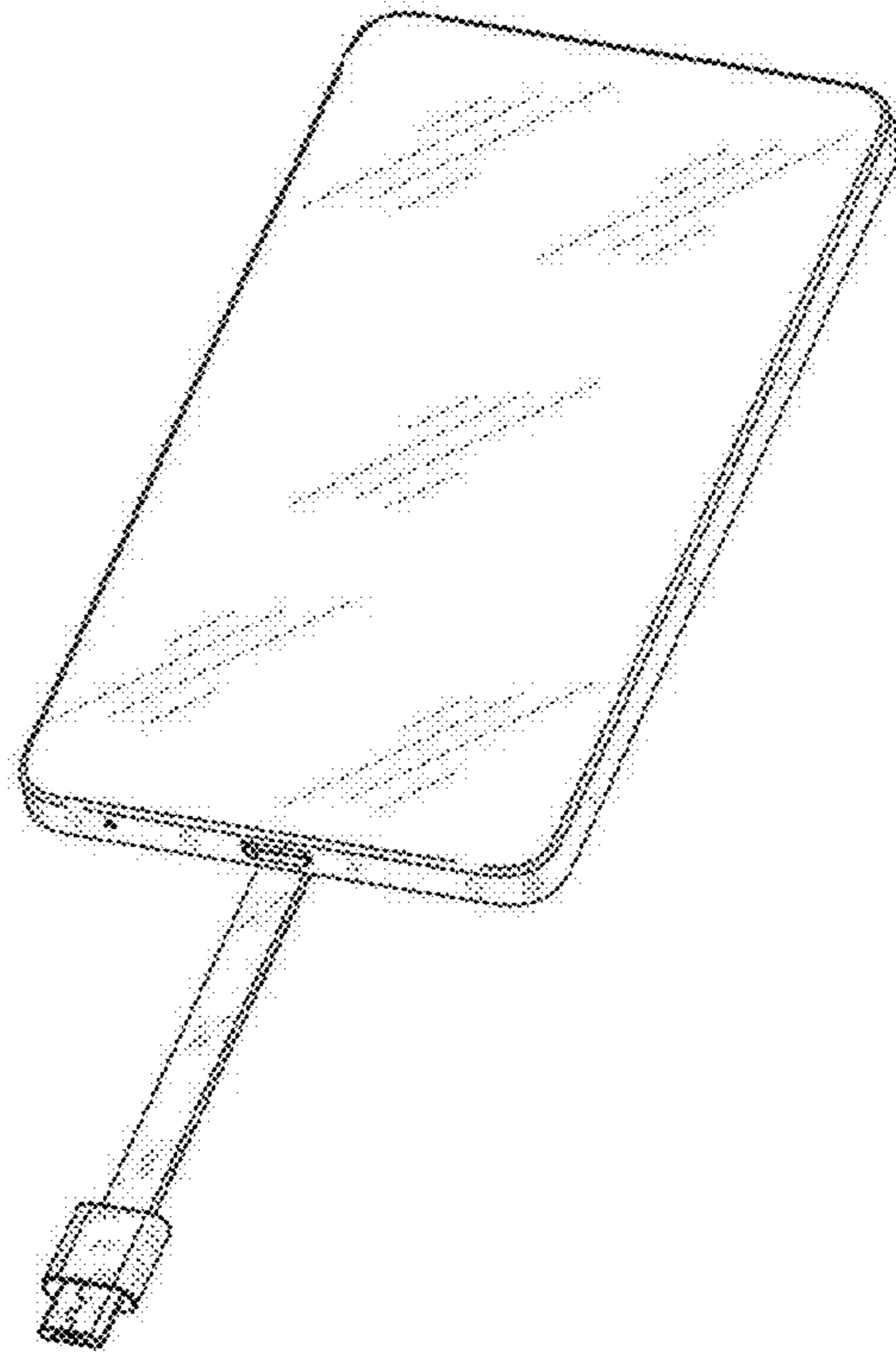


FIG. 2

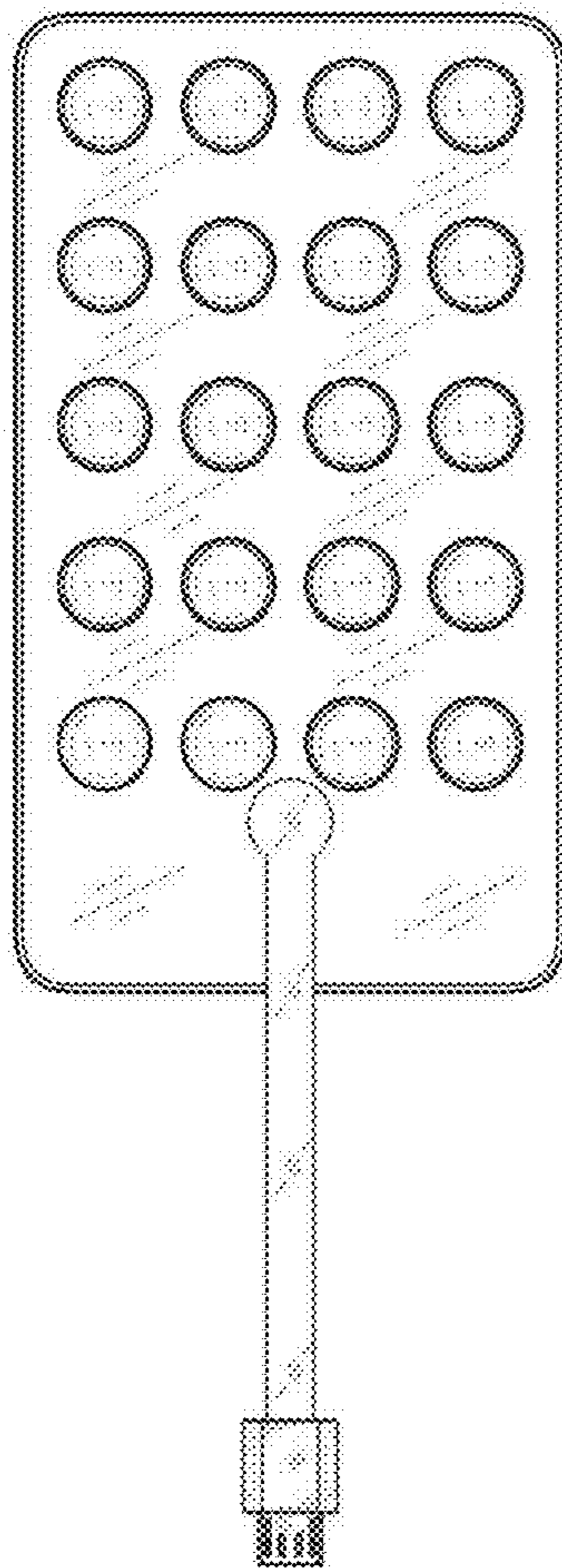


FIG. 3

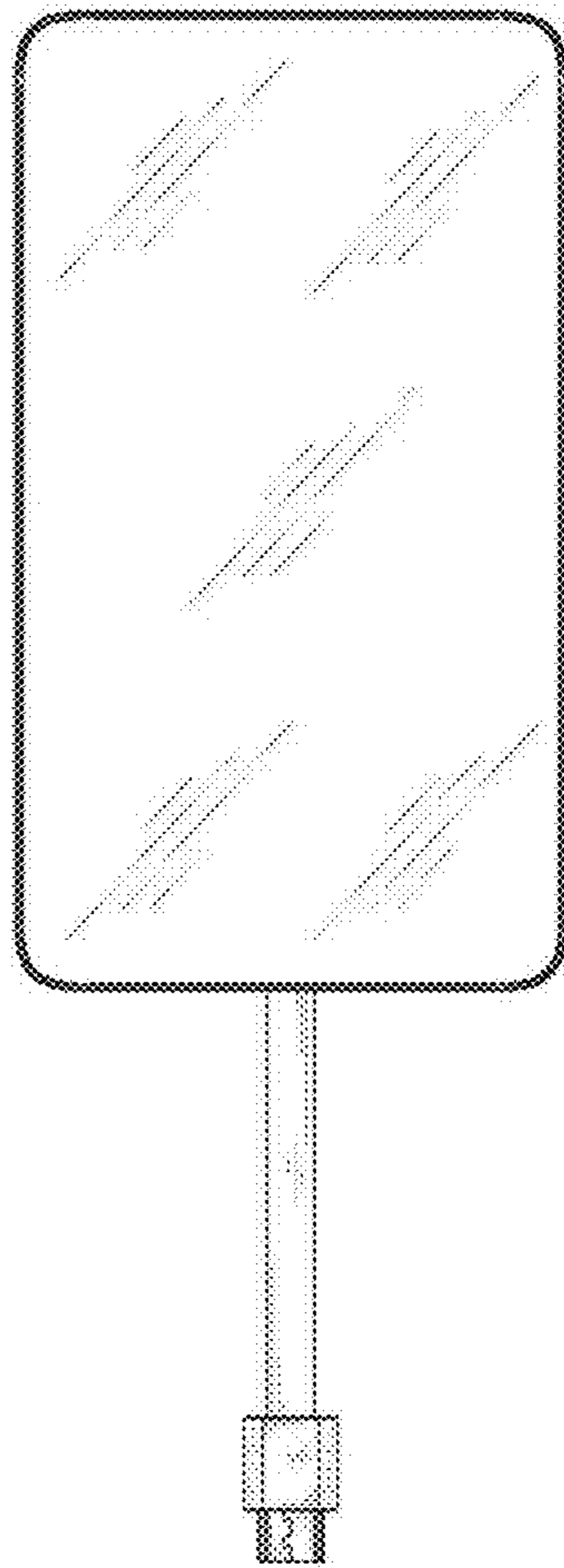


FIG. 4

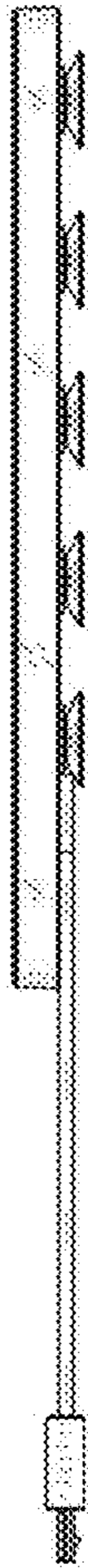


FIG. 5



FIG. 6



FIG. 7



FIG. 8