

US00D737749S

(12) **United States Design Patent**
Hale

(10) **Patent No.:** **US D737,749 S**
(45) **Date of Patent:** **** Sep. 1, 2015**

(54) **SPOKE SEGMENT OF A VEHICLE WHEEL**

(71) Applicant: **MOBILE HI-TECH WHEELS,**
Rancho Dominguez, CA (US)

(72) Inventor: **Arthur D. Hale,** Long Beach, CA (US)

(73) Assignee: **Mobile Hi-Tech Wheels,** Rancho
Dominguez, CA (US)

(**) Term: **14 Years**

(21) Appl. No.: **29/515,605**

(22) Filed: **Jan. 23, 2015**

(51) **LOC (10) Cl.** **12-16**

(52) **U.S. Cl.**
USPC **D12/213**

(58) **Field of Classification Search**
USPC D12/204–213
CPC B60B 7/00; B60B 7/02; B60B 7/04;
B60B 7/01; B60B 7/06; B60B 3/02; B60B
3/04; B60B 3/06; B60B 3/10; B60B 1/00;
B60B 1/08; B60B 1/10; B60B 1/12
See application file for complete search history.

(56) **References Cited**

U.S. PATENT DOCUMENTS

D392,930 S	*	3/1998	Embrador	D12/209
D422,257 S	*	4/2000	Pruden	D12/209
D440,198 S	*	4/2001	Ivanova et al.	D12/209
D450,026 S	*	11/2001	Donikoglu	D12/209
D453,492 S	*	2/2002	Laengerer	D12/209
D455,692 S	*	4/2002	Iguchi et al.	D12/209

D470,812 S	*	2/2003	Chu	D12/211
D498,195 S	*	11/2004	Guevara	D12/211
D576,535 S	*	9/2008	Chung	D12/209
D578,458 S	*	10/2008	Cortes	D12/211
D664,907 S	*	8/2012	Hale, Jr.	D12/209
D678,159 S	*	3/2013	Hale, Jr.	D12/209
D686,959 S	*	7/2013	Hale	D12/209
D688,615 S	*	8/2013	Hale, Jr.	D12/209
D691,937 S	*	10/2013	Chan	D12/209
D706,697 S	*	6/2014	Chung	D12/209
D714,205 S	*	9/2014	Hale, Jr.	D12/209
D715,724 S	*	10/2014	Chung	D12/211

* cited by examiner

Primary Examiner — Stacia Cadmus

(74) *Attorney, Agent, or Firm* — Christie, Parker & Hale, LLP

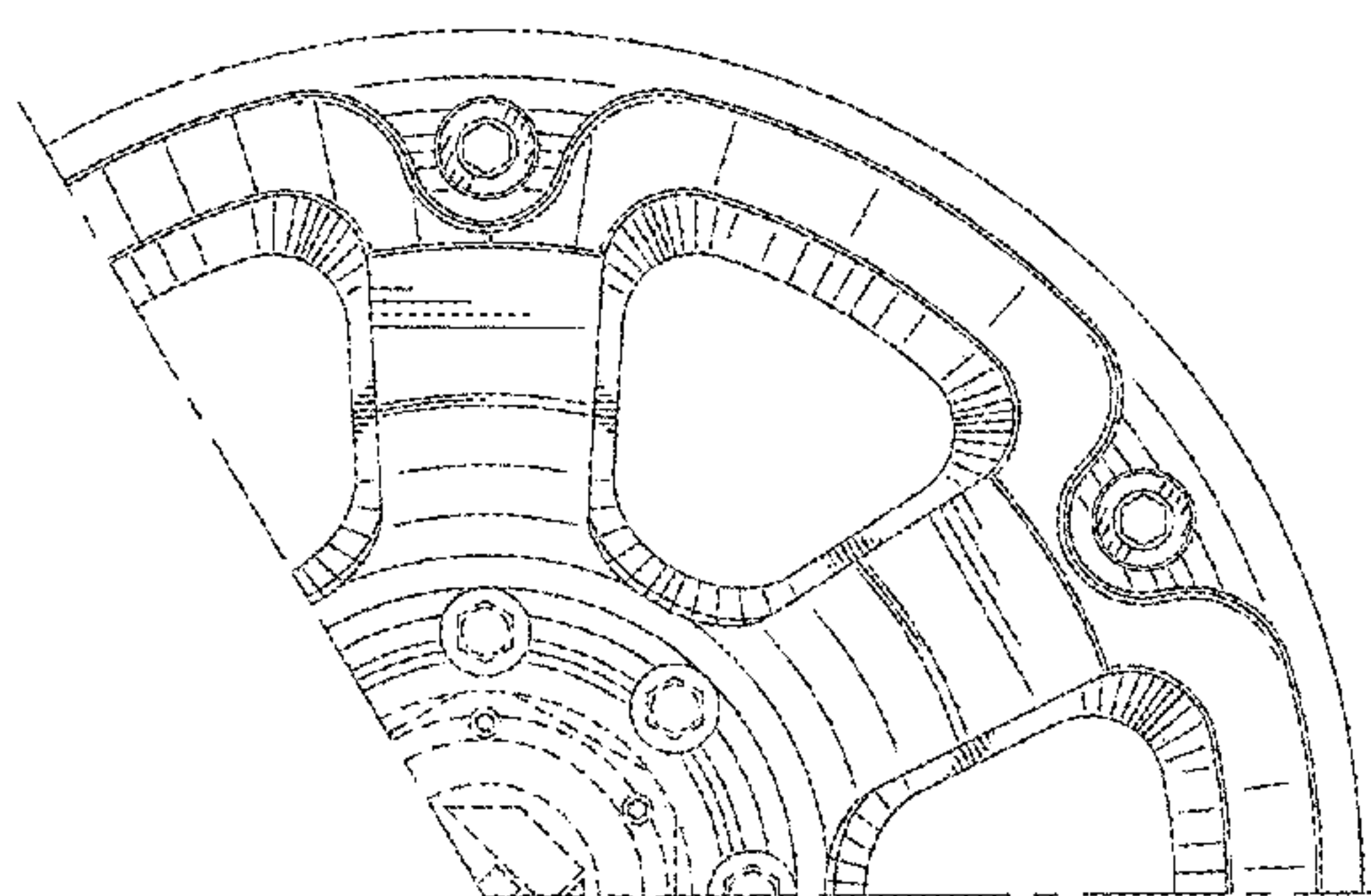
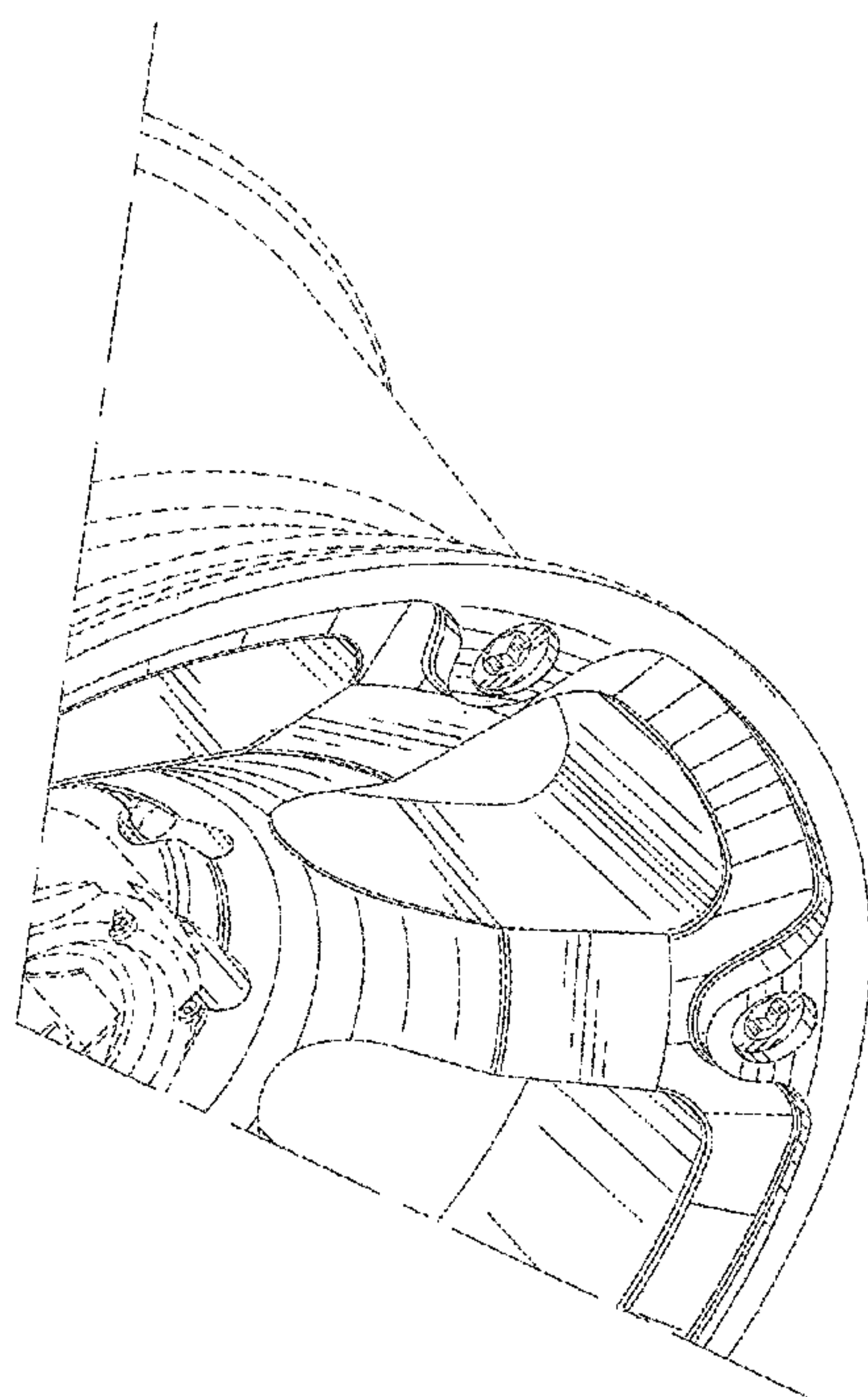
(57) **CLAIM**

The ornamental design for spoke segment of a vehicle wheel, as shown and described.

DESCRIPTION

FIG. 1 is a perspective view of a spoke segment of a vehicle wheel according to my new design; and, FIG. 2 is a front elevational view thereof. The broken lines showing the round elements on the lip of the rim are included for the purpose of illustrating environment and form no part of the claimed design. The dash dot lines on either side of the spoke segment are for the purpose of illustrating the boundary of the claimed design and form no part thereof.

1 Claim, 2 Drawing Sheets



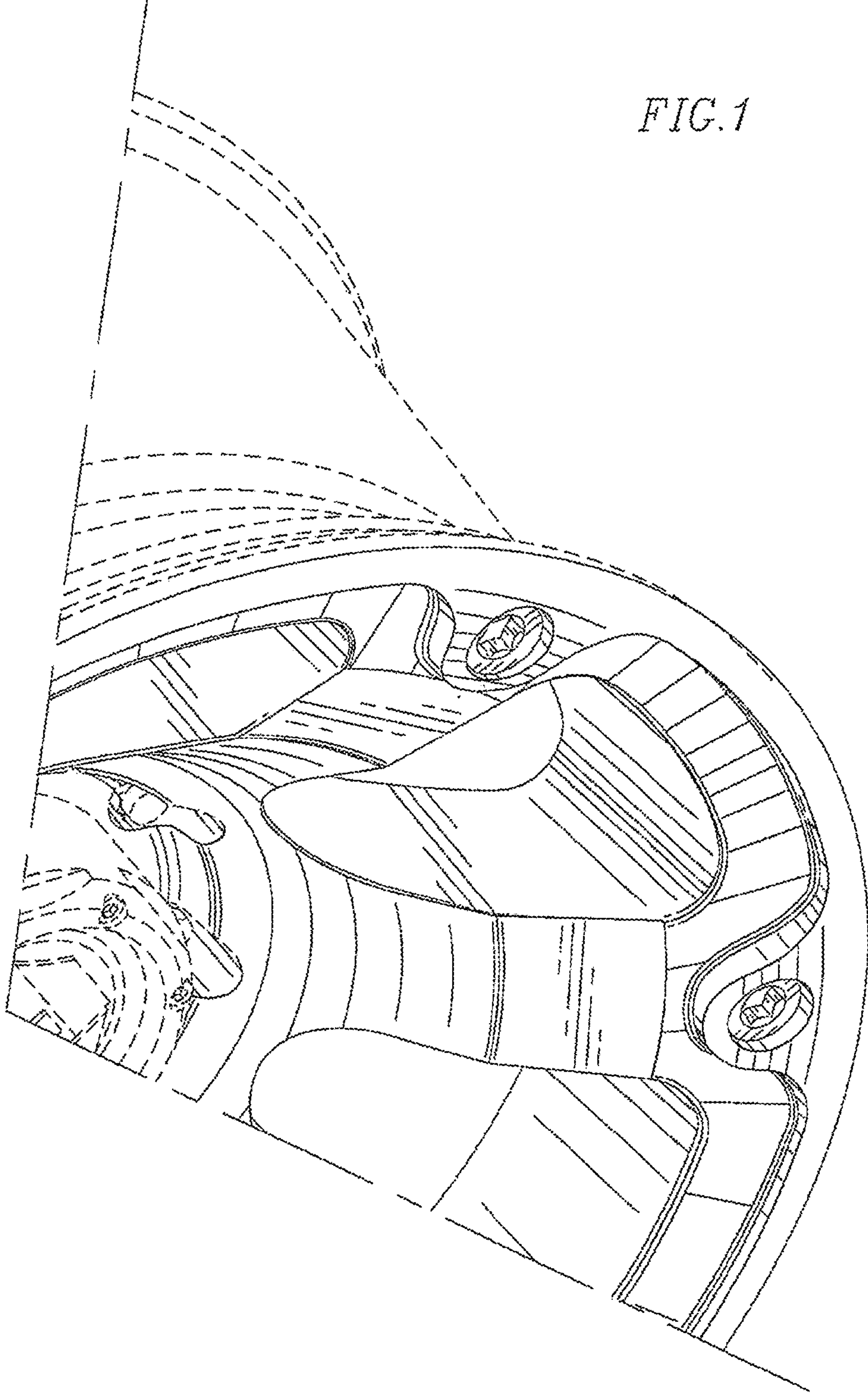


FIG. 1

FIG. 2

