



US00D737736S

(12) **United States Design Patent**
Iwai

(10) **Patent No.:** **US D737,736 S**
(45) **Date of Patent:** **** Sep. 1, 2015**

- (54) **RADIATOR GRILL FOR AUTOMOBILE**
- (71) Applicant: **Nissan Motor Co., Ltd.**, Yokohama, Kanagawa (JP)
- (72) Inventor: **Takeshi Iwai**, Kanagawa (JP)
- (73) Assignee: **Nissan Motor Co., Ltd.**, Yokohama (JP)
- (**) Term: **14 Years**
- (21) Appl. No.: **29/494,313**
- (22) Filed: **Jun. 19, 2014**
- (51) **LOC (10) Cl.** **12-16**
- (52) **U.S. Cl.**
USPC **D12/163**
- (58) **Field of Classification Search**
USPC D12/163, 196, 86, 90-92, 171, 169,
D12/216; 180/68.1, 68.6; 293/193.11
CPC B62D 25/08; B62B 9/16; B60K 11/08;
B60R 19/52
See application file for complete search history.

JP	D1322402 S	2/2008
JP	D1328906 S	5/2008
JP	D1332839 S	6/2008
JP	D1358669 S	5/2009
JP	D1360520 S	6/2009
JP	D1410281 S	3/2011
JP	D1430005 S	12/2011
JP	D1430976 S	1/2012
JP	D1431788 S	1/2012
JP	D1442572 S	6/2012
JP	D1446246 S	7/2012
JP	D1379238 S	1/2013
JP	D1379239 S	1/2013
JP	D1379244 S	1/2013
JP	D1505563 S	8/2014

* cited by examiner

Primary Examiner — Melody Brown
(74) *Attorney, Agent, or Firm* — Global IP Counselors, LLP

(57) **CLAIM**

The ornamental design for a radiator grill for an automobile, as shown and described.

DESCRIPTION

FIG. 1 is a front elevational view of a radiator grill for an automobile showing our new design; FIG. 2 is a top plan view thereof; FIG. 3 is a bottom plan view thereof; FIG. 4 is a left side elevational view thereof; FIG. 5 is a right side elevational thereof; FIG. 6 is a top, front and right side perspective view thereof; and, FIG. 7 is a cross sectional view thereof taken along lines 7-7 in FIG. 1.

The rear view of the radiator grill forms no part of the claimed design.

The enlarged partial perspective view of FIG. 7 is provided to clarify the exact contour or configuration of the exterior surface of the radiator grill, and no attempt is made to illustrate features of internal construction.

1 Claim, 7 Drawing Sheets

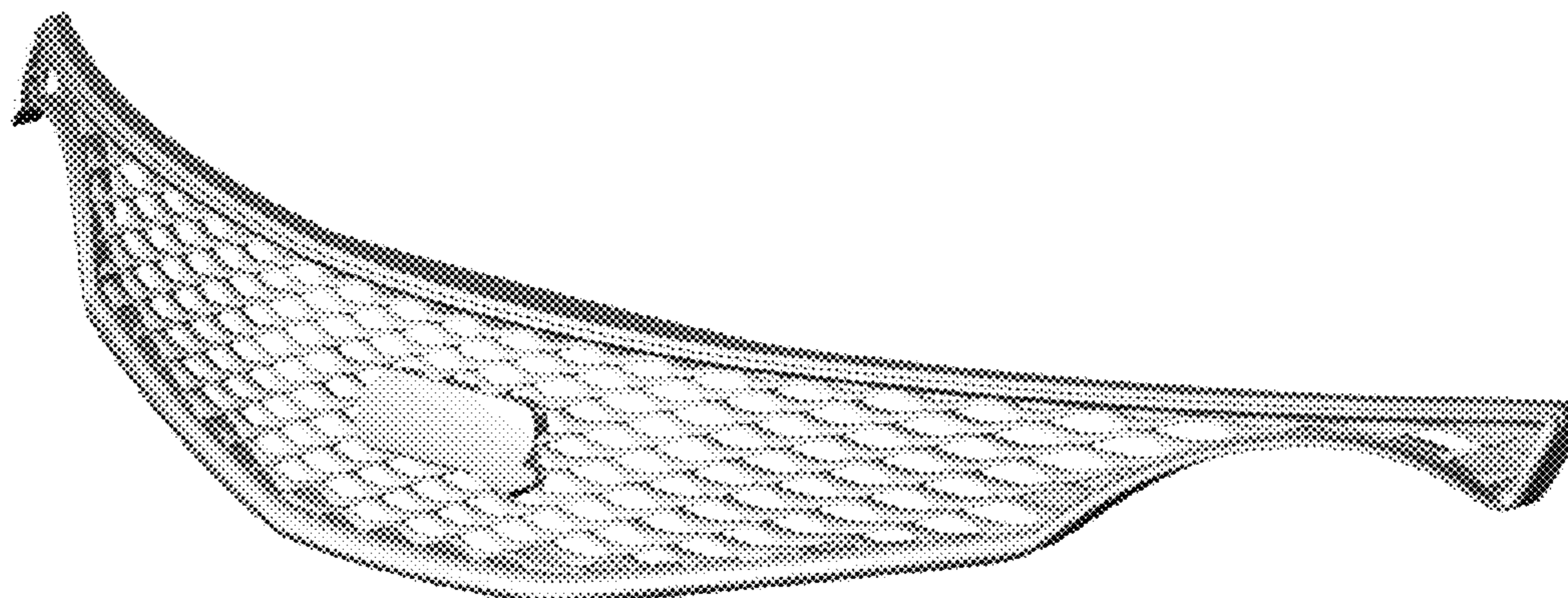
(56) **References Cited**

U.S. PATENT DOCUMENTS

D557,184 S	12/2007	Janik	
D570,259 S	6/2008	Choi	
D619,507 S *	7/2010	Ishibashi	D12/163
D627,272 S *	11/2010	Fisker et al.	D12/163
D635,065 S	3/2011	Seo	
D651,142 S *	12/2011	Fushimi	D12/163
D705,137 S *	5/2014	Kawasaki	D12/163
D721,020 S *	1/2015	Hanaoka	D12/163

FOREIGN PATENT DOCUMENTS

JP	D1226146 S	12/2004
JP	D1287188 S	11/2006
JP	D1302265 S	6/2007
JP	D1311567 S	10/2007
JP	D1313390 S	10/2007
JP	D1315092 S	11/2007
JP	D1320092 S	1/2008



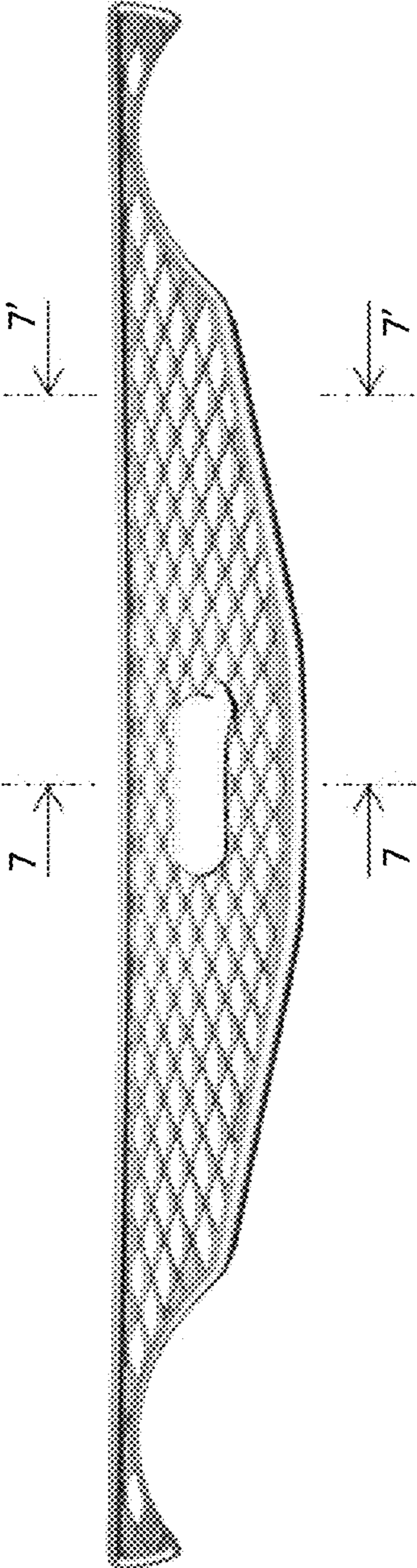


FIG. 1

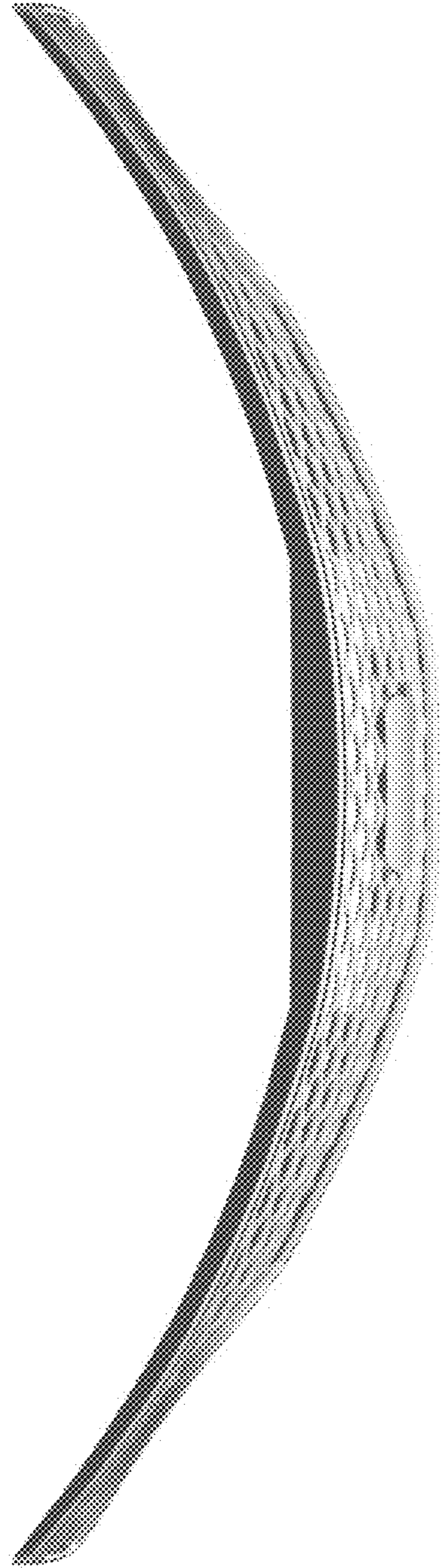


FIG. 2




FIG. 3

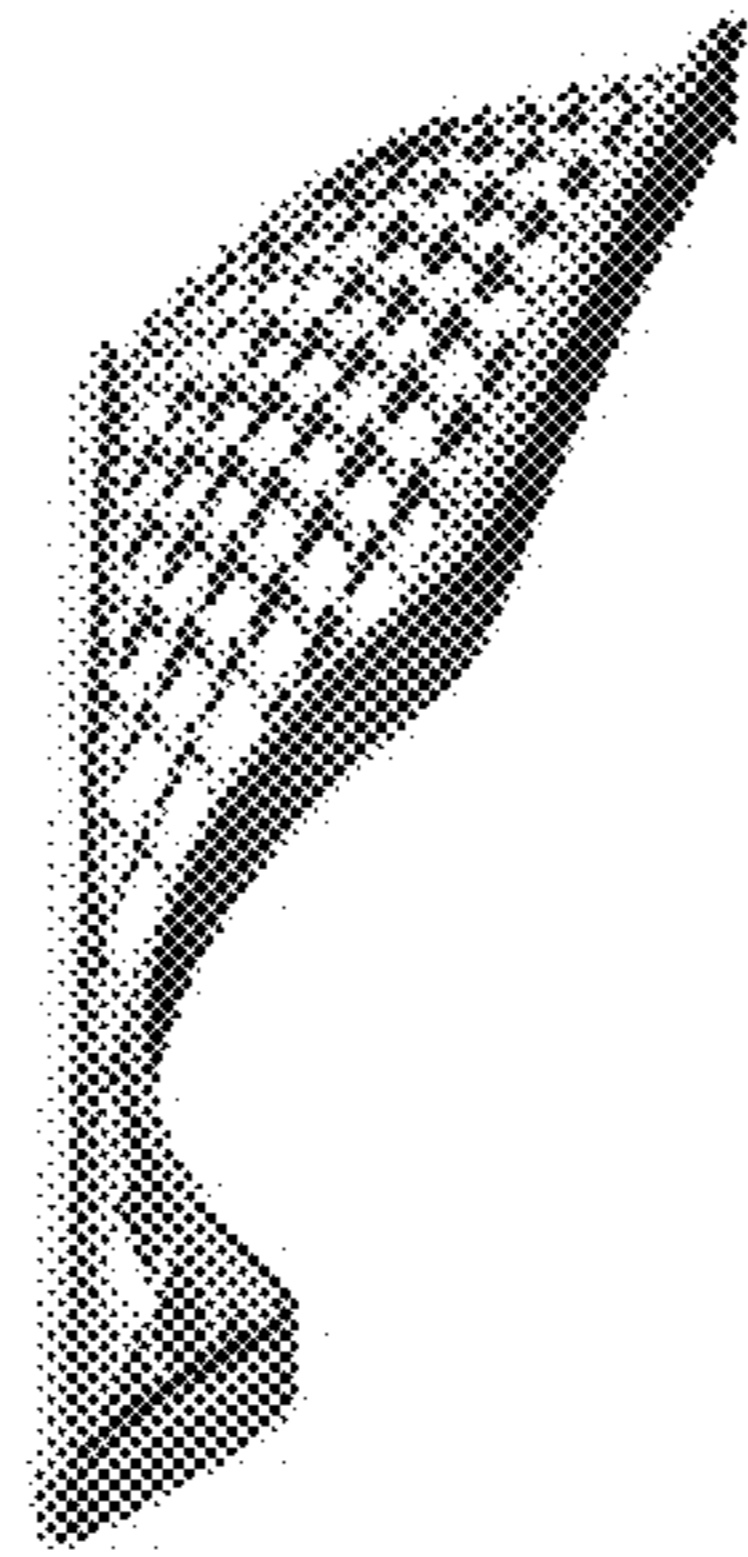


FIG. 4

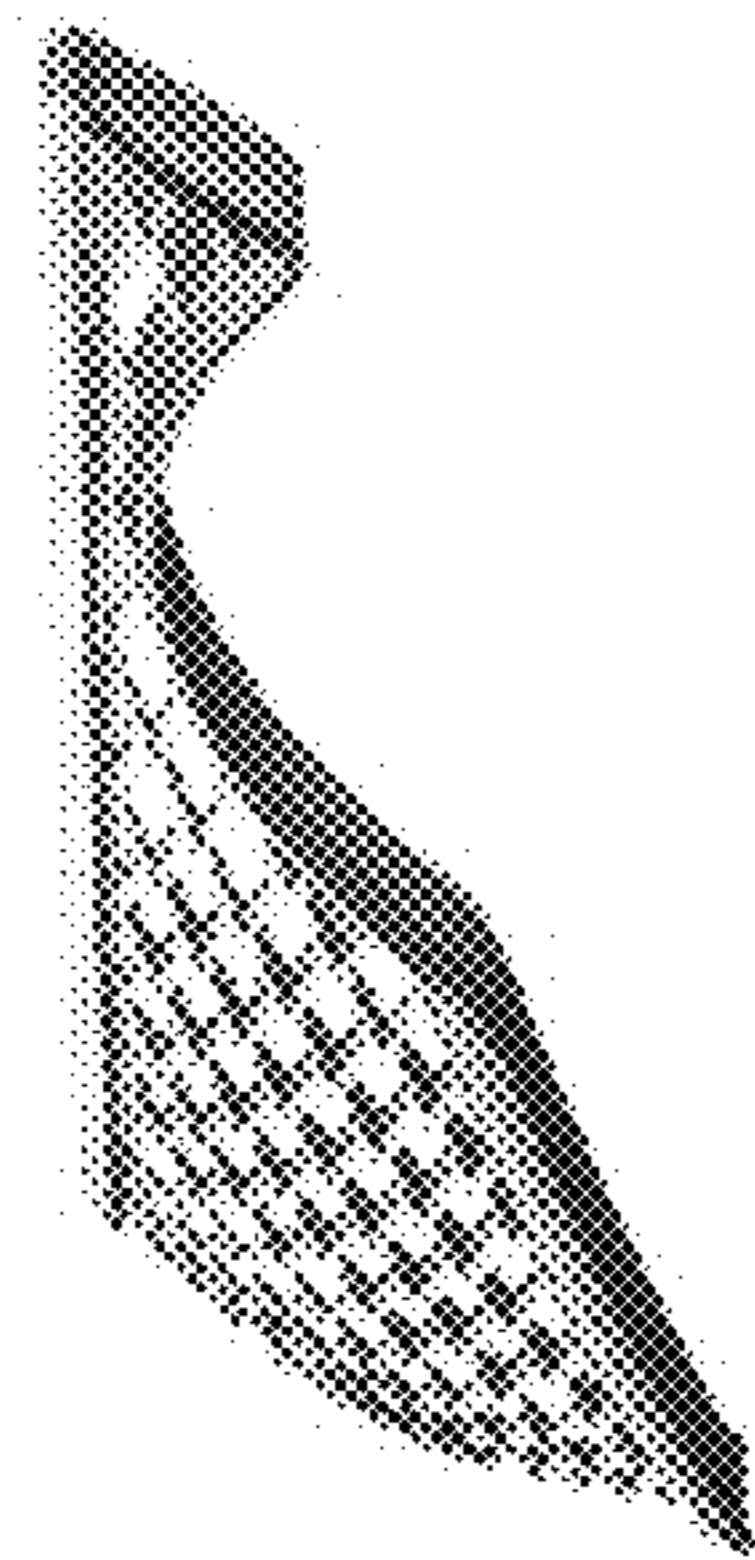


FIG. 5

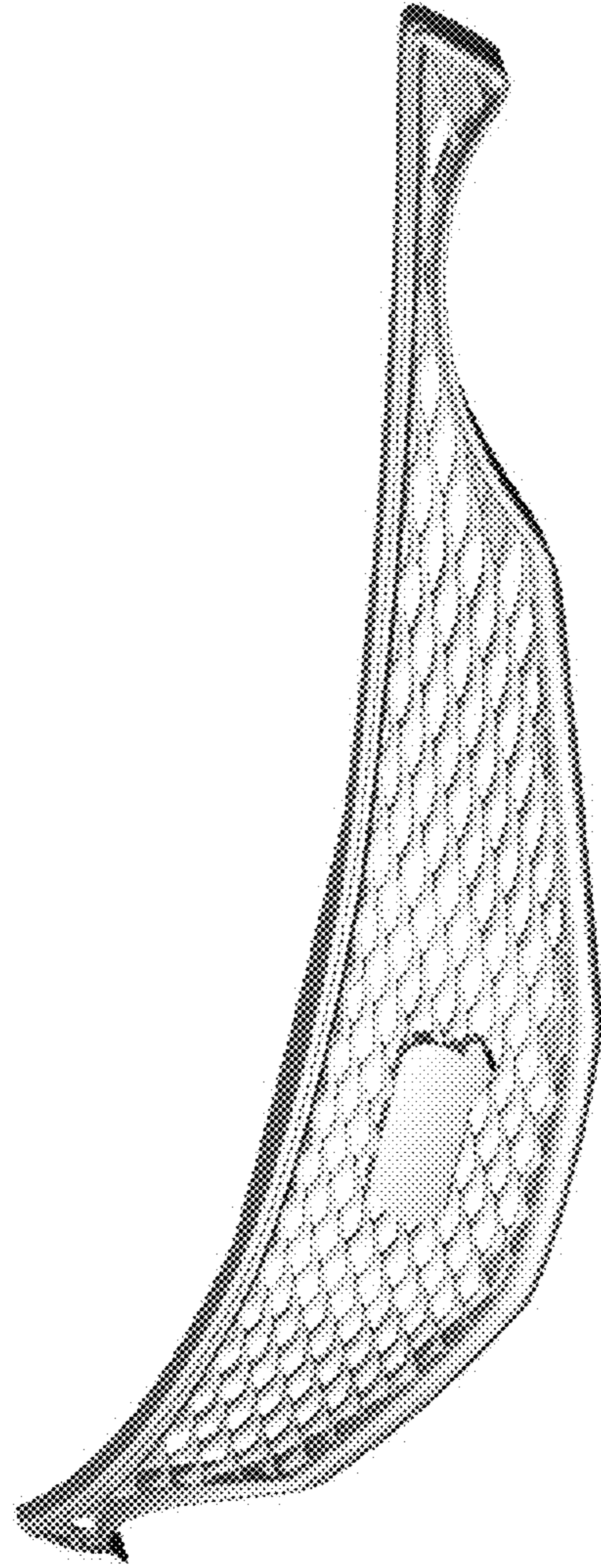


FIG. 6

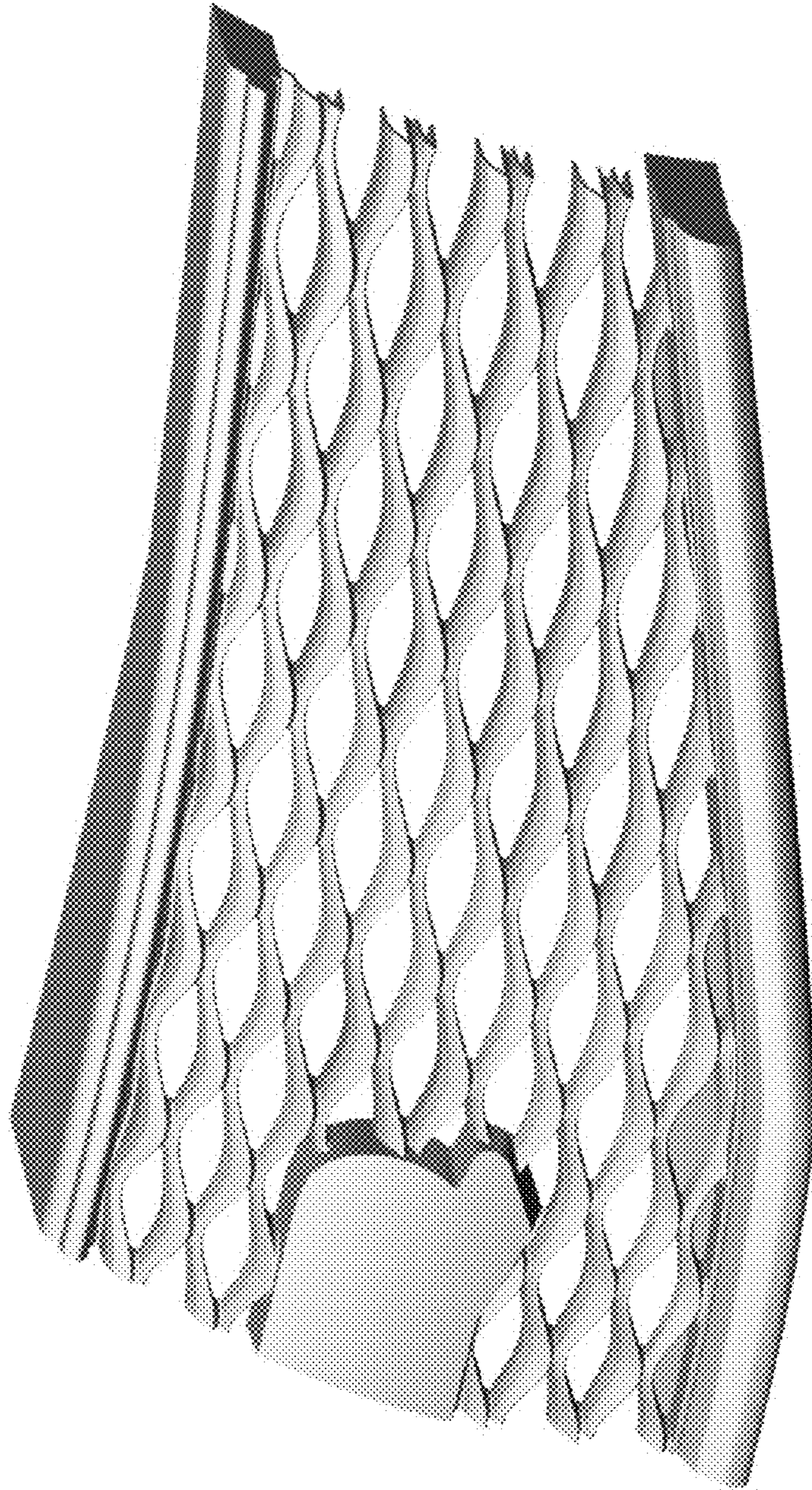


FIG. 7