

US00D737732S

(12) **United States Design Patent**
Stockett

(10) **Patent No.:** **US D737,732 S**

(45) **Date of Patent:** **** Sep. 1, 2015**

(54) **MOTORCYCLE SIDE KICK STAND SUPPORT PLATE**

(71) Applicant: **Don L. Stockett**, Folsom, CA (US)

(72) Inventor: **Don L. Stockett**, Folsom, CA (US)

(**) Term: **14 Years**

(21) Appl. No.: **29/475,842**

(22) Filed: **Dec. 6, 2013**

(51) **LOC (10) Cl.** **12-11**

(52) **U.S. Cl.**
USPC **D12/120**

(58) **Field of Classification Search**
USPC D12/120, 115; 280/293, 763.1, 301,
280/288.4, 291, 303, 304; 264/319;
D34/23; 248/188.9, 346.01, 346.5,
248/357; 254/DIG. 1; D6/582; 24/457;
D3/201; 174/66, 38, 45 R; 220/241;
52/220.1
CPC B62H 1/02; B62H 1/12; B62H 1/00;
B62J 25/00; C08L 2666/02

See application file for complete search history.

(56) **References Cited**

U.S. PATENT DOCUMENTS

3,955,829	A *	5/1976	Bussler	280/301
4,474,387	A *	10/1984	Maranell et al.	280/293
4,521,031	A *	6/1985	Huth	280/293
4,625,987	A *	12/1986	Marsh	280/293
4,768,800	A *	9/1988	Johns	280/293
6,340,166	B1 *	1/2002	Rethman et al.	280/293
D493,655	S *	8/2004	DeFelice	D6/582
D493,656	S *	8/2004	DeFelice	D6/582
D493,997	S *	8/2004	DeFelice	D6/582
D493,998	S *	8/2004	DeFelice	D6/582

6,833,505	B1 *	12/2004	Macchietto	174/66
D508,219	S *	8/2005	Adams	D12/120
D530,649	S *	10/2006	Hoskins	D12/120
7,267,353	B1 *	9/2007	Mayhew	280/293
D563,837	S *	3/2008	Irwin et al.	D12/120
7,621,550	B1 *	11/2009	Boruff et al.	280/293
7,648,152	B1 *	1/2010	Litter	280/293
D636,140	S *	4/2011	Cavanaugh	D34/23
D640,866	S *	7/2011	Schmiemann	D3/201
D679,630	S *	4/2013	Pingel	D12/115
2002/0014766	A1 *	2/2002	Leppke et al.	280/763.1
2002/0163160	A1 *	11/2002	Golemba	280/301
2004/0262880	A1 *	12/2004	McClure	280/293
2009/0085323	A1 *	4/2009	Ballard	280/293
2009/0322056	A1 *	12/2009	Litter	280/293
2011/0227313	A1 *	9/2011	Butler	280/293

* cited by examiner

Primary Examiner — Robert M Spear

Assistant Examiner — Ryan Harvey

(74) *Attorney, Agent, or Firm* — Heisler & Associate

(57) **CLAIM**

The ornamental design for a motorcycle side kick stand support plate, as shown and described.

DESCRIPTION

FIG. 1 is a perspective view of a motorcycle side kick stand support plate.

FIG. 2 is a top plan view of the invention.

FIG. 3 is a right side view of the invention, the left side view being a mirror image.

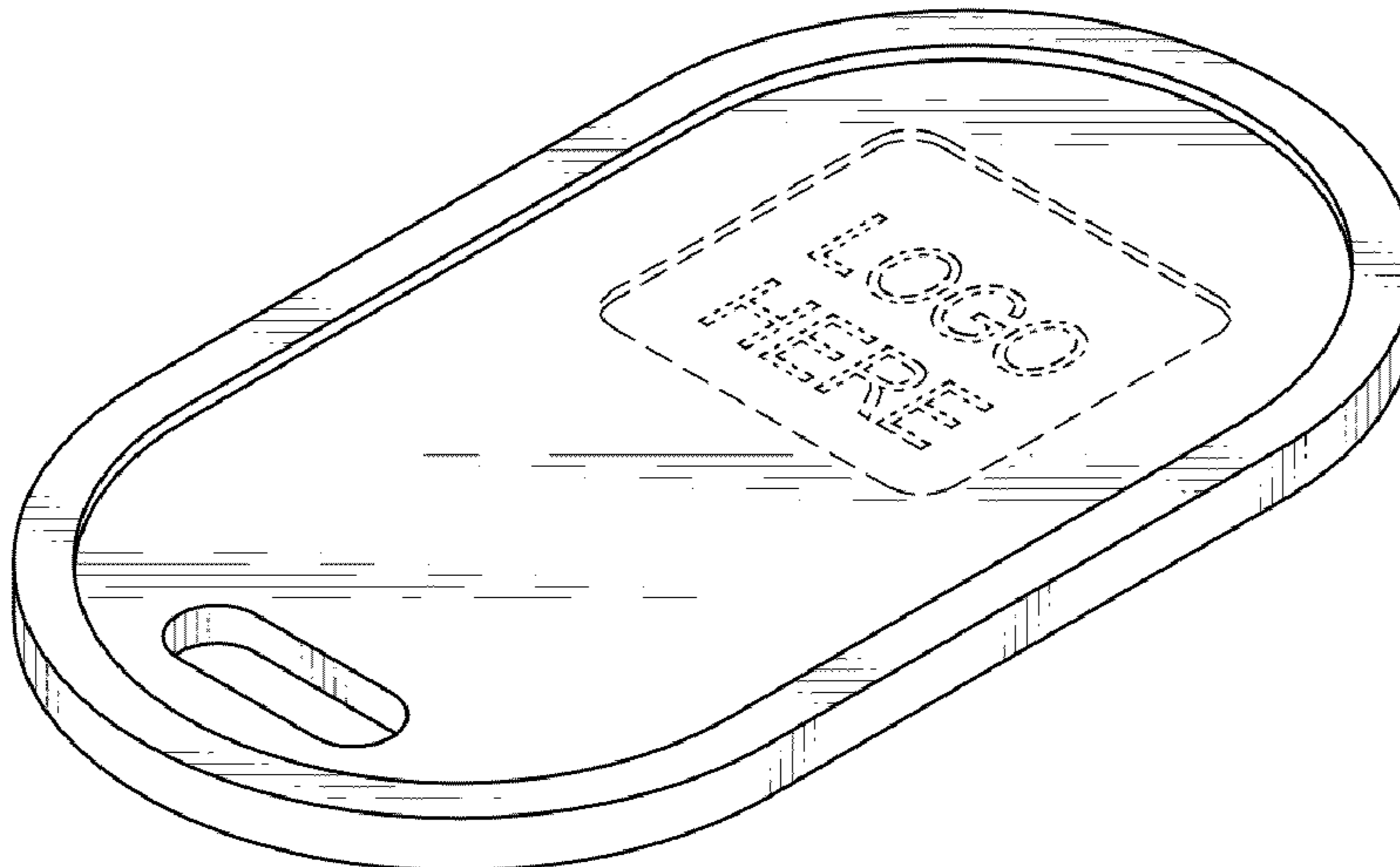
FIG. 4 is a rear elevation view of the invention, the front elevation view being a mirror image.

FIG. 5 is a bottom plan view of the invention; and,

FIG. 6 is a perspective view of the invention in use.

The broken lines in the drawings represent unclaimed environmental subject matter and form no part of the claim.

1 Claim, 2 Drawing Sheets



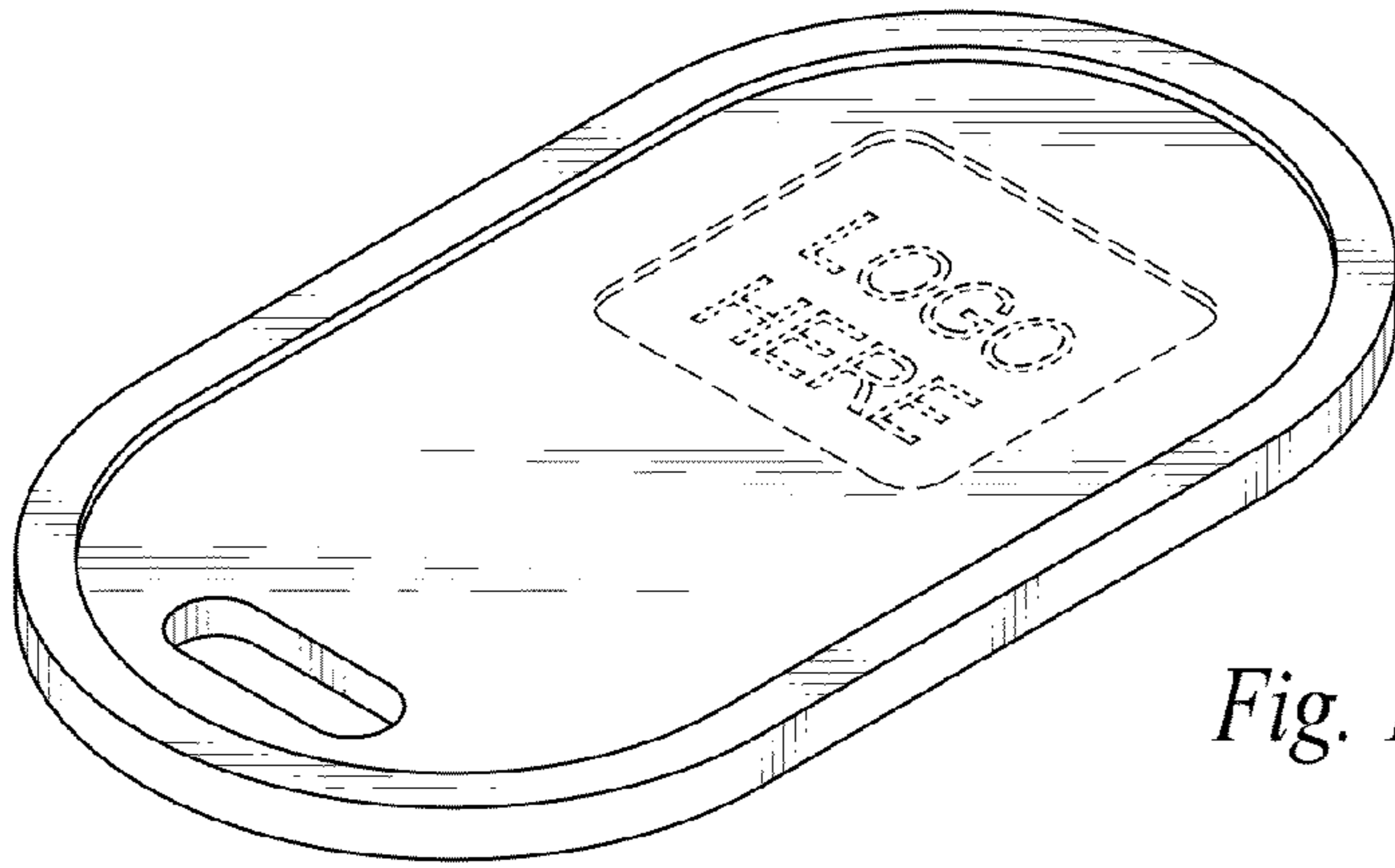


Fig. 1

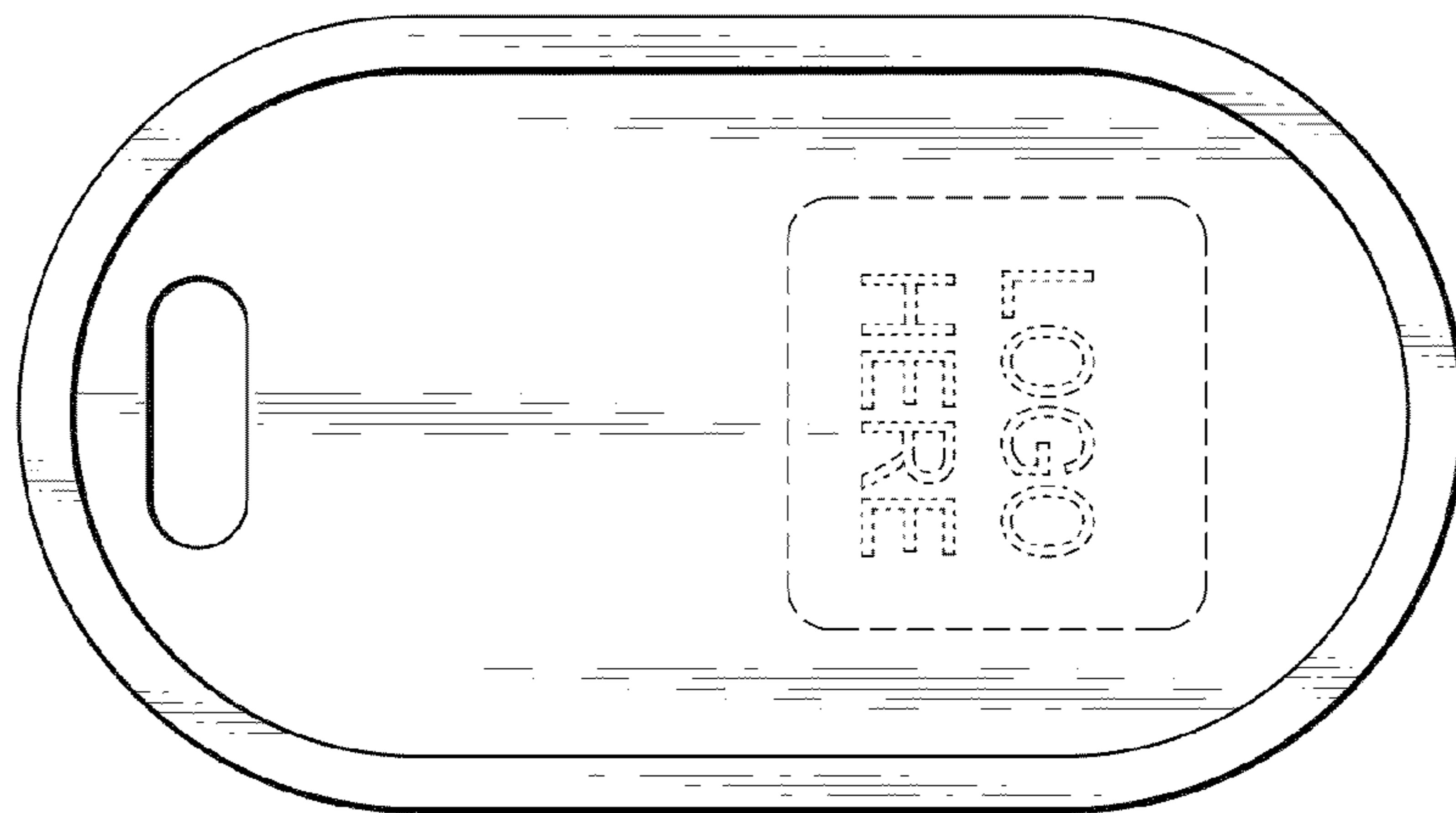


Fig. 2



Fig. 3



Fig. 4




Fig. 5

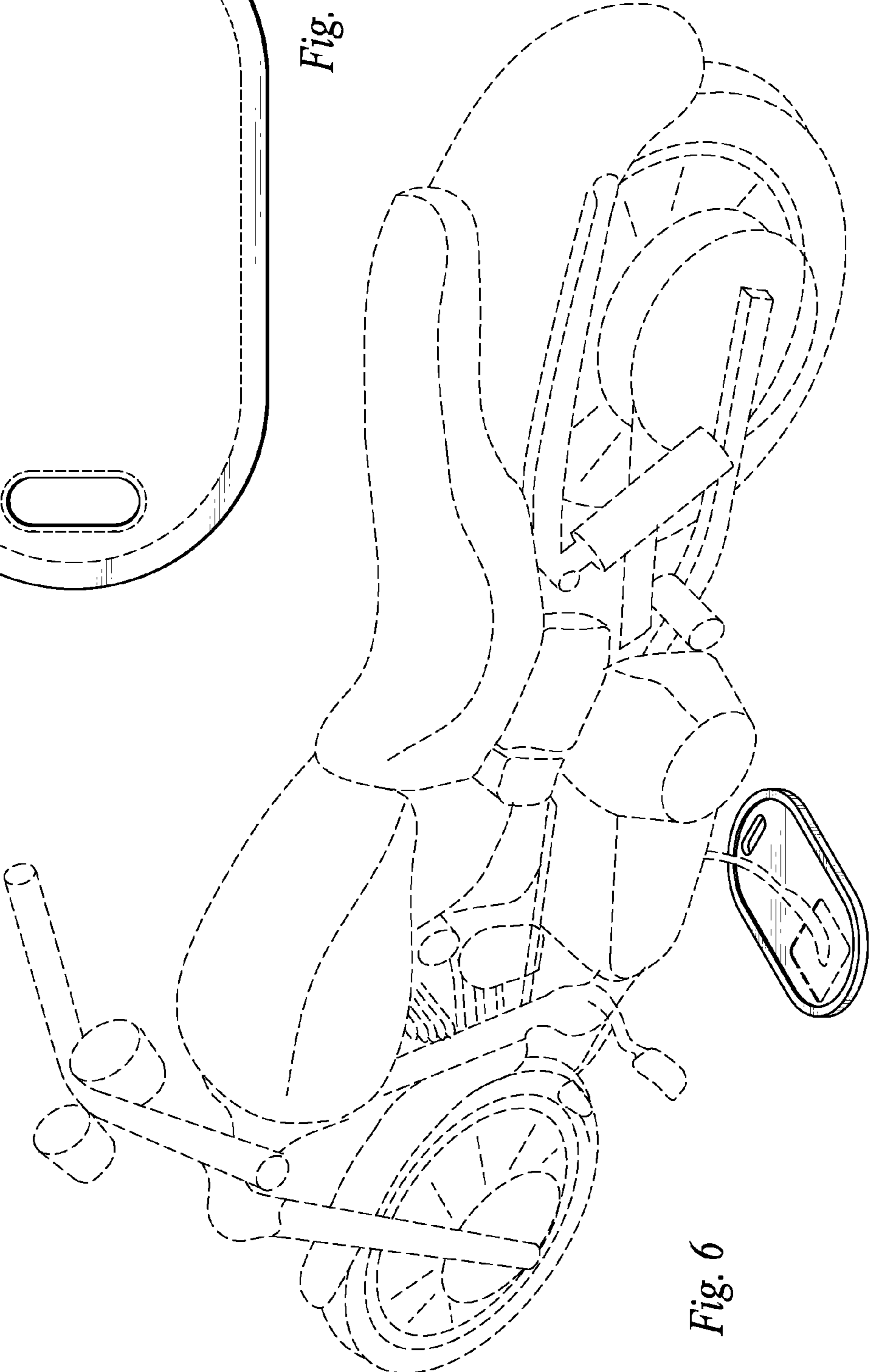


Fig. 6