



US00D737698S

(12) **United States Design Patent**  
**Dispenza et al.**

(10) **Patent No.:** **US D737,698 S**  
(45) **Date of Patent:** **\*\* Sep. 1, 2015**

- (54) **SENSOR HOUSING**
- (71) Applicant: **FLIR Systems, Inc.**, Wilsonville, OR (US)
- (72) Inventors: **Jace Dispenza**, Santa Barbara, CA (US);  
**Michael Kent**, Santa Barbara, CA (US);  
**Patrick B. Richardson**, Santa Barbara, CA (US); **Zhenmei Mao**, Shanghai (CN)
- (73) Assignee: **FLIR Systems, Inc.**, Wilsonville, OR (US)
- (\*\*) Term: **14 Years**
- (21) Appl. No.: **29/472,052**
- (22) Filed: **Nov. 7, 2013**
- (51) **LOC (10) Cl.** ..... **16-01**
- (52) **U.S. Cl.**  
USPC ..... **D10/53; D16/203**
- (58) **Field of Classification Search**  
USPC ..... **D10/53; D16/200–203, 208, 218;**  
**348/143, 151, 373–376; 396/535–541**  
See application file for complete search history.

- D536,357 S 2/2007 Koby
- D542,319 S 5/2007 Ishida et al.
- D545,860 S 7/2007 Miyazaki
- D550,738 S 9/2007 Hsia
- D552,148 S 10/2007 Yamakawa et al.
- D552,650 S 10/2007 Yamakawa et al.
- D556,803 S 12/2007 Ishida
- D562,870 S 2/2008 Komatsu et al.
- D574,870 S 8/2008 Takahashi
- D579,474 S \* 10/2008 Yoo et al. .... D16/203
- 7,435,019 B2 10/2008 Lee
- 7,446,813 B2 11/2008 Nakamoto et al.
- D583,845 S \* 12/2008 Hayashi et al. .... D16/203
- D608,811 S 1/2010 Frank et al.
- D609,732 S 2/2010 Frank et al.
- D627,815 S \* 11/2010 Oba ..... D16/202
- D676,477 S \* 2/2013 Chen et al. .... D16/202
- 2008/0267611 A1 10/2008 Huang

\* cited by examiner

*Primary Examiner* — Adir Aronovich

(74) *Attorney, Agent, or Firm* — Haynes and Boone, LLP

(57) **CLAIM**

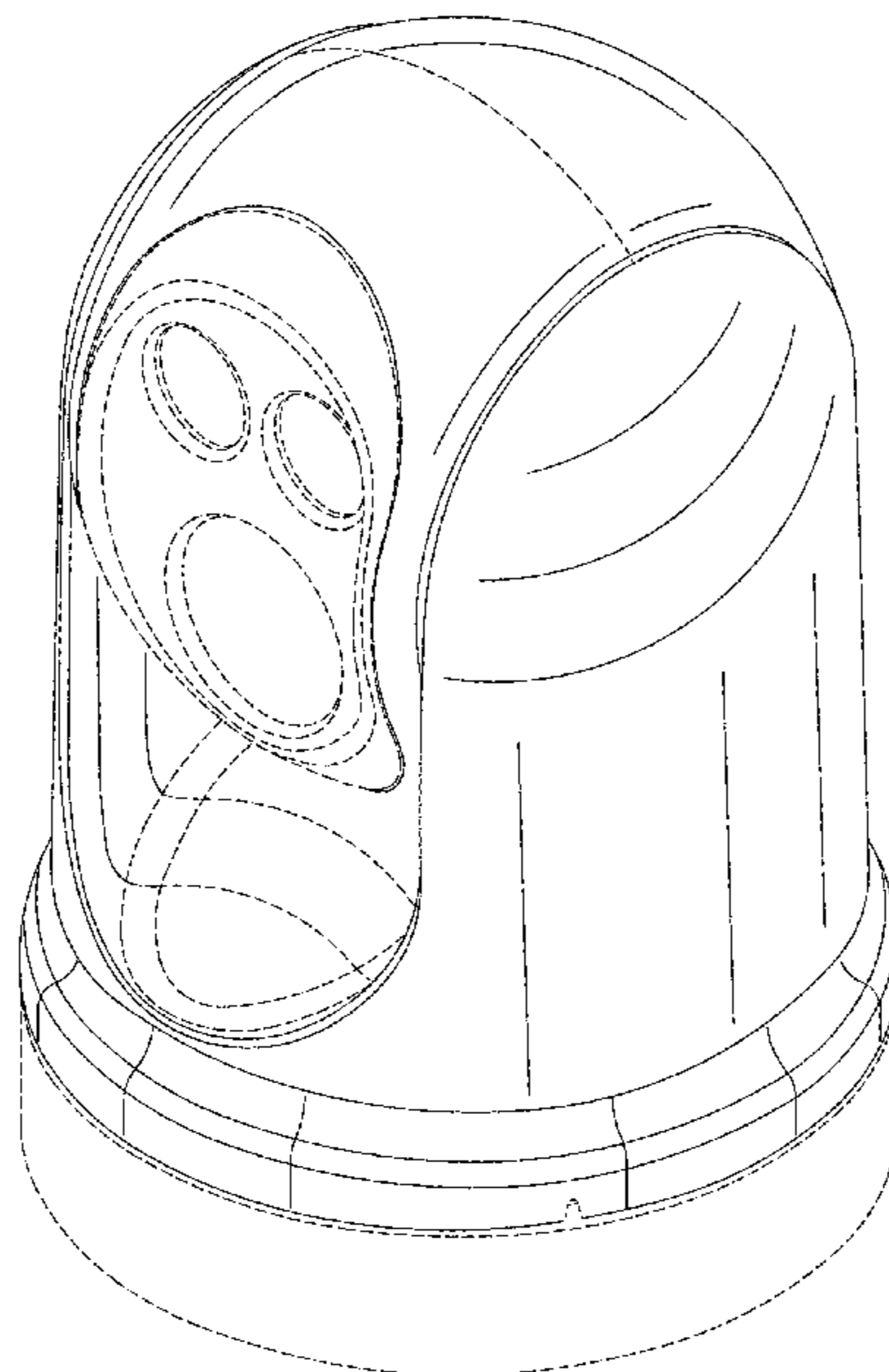
The ornamental design for a sensor housing, as shown and described.

**DESCRIPTION**

FIG. 1 is a front left top perspective view of a sensor housing showing our new design;  
 FIG. 2 is a front elevational view thereof;  
 FIG. 3 is a rear elevational view thereof;  
 FIG. 4 is a right side elevational view thereof;  
 FIG. 5 is a left side elevational view thereof;  
 FIG. 6 is a top plan view thereof; and,  
 FIG. 7 is a bottom plan view thereof.  
 The broken lines depict the portions of a sensor housing in which the design is embodied and form no part of the claimed design.

**1 Claim, 7 Drawing Sheets**

- (56) **References Cited**  
U.S. PATENT DOCUMENTS
- D340,253 S \* 10/1993 Fedorczak ..... D16/203
- D388,450 S 12/1997 Hamano et al.
- D399,517 S 10/1998 Hasegawa
- D402,677 S 12/1998 Hiraguchi
- 6,525,766 B1 2/2003 Ikoma et al.
- D473,888 S 4/2003 Jones et al.
- D486,509 S \* 2/2004 Suzuki ..... D16/203
- D489,742 S 5/2004 Nagai
- D502,196 S 2/2005 Miyazaki
- D517,585 S 3/2006 Iino et al.
- D518,080 S 3/2006 Uehara



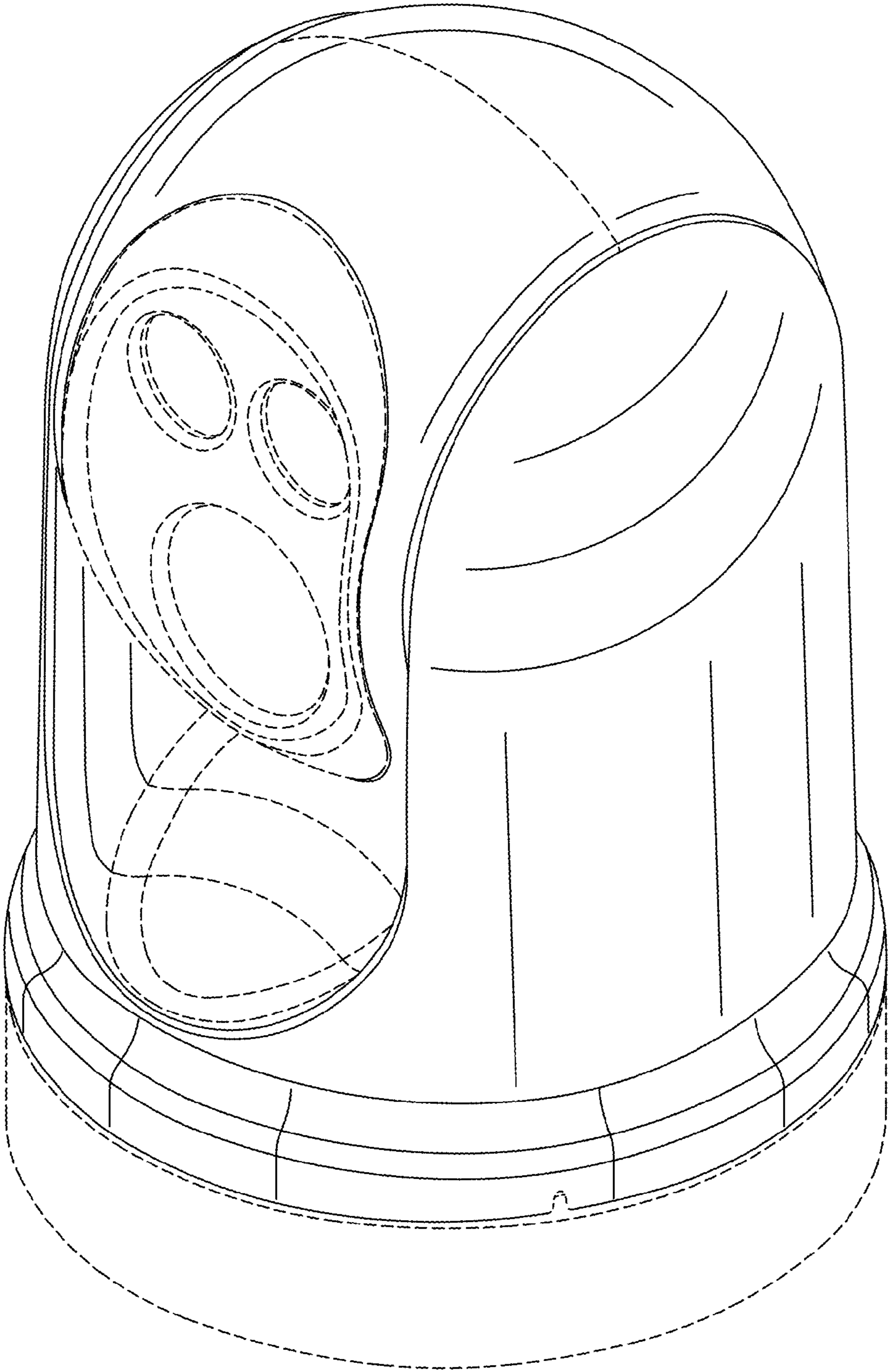


FIG. 1

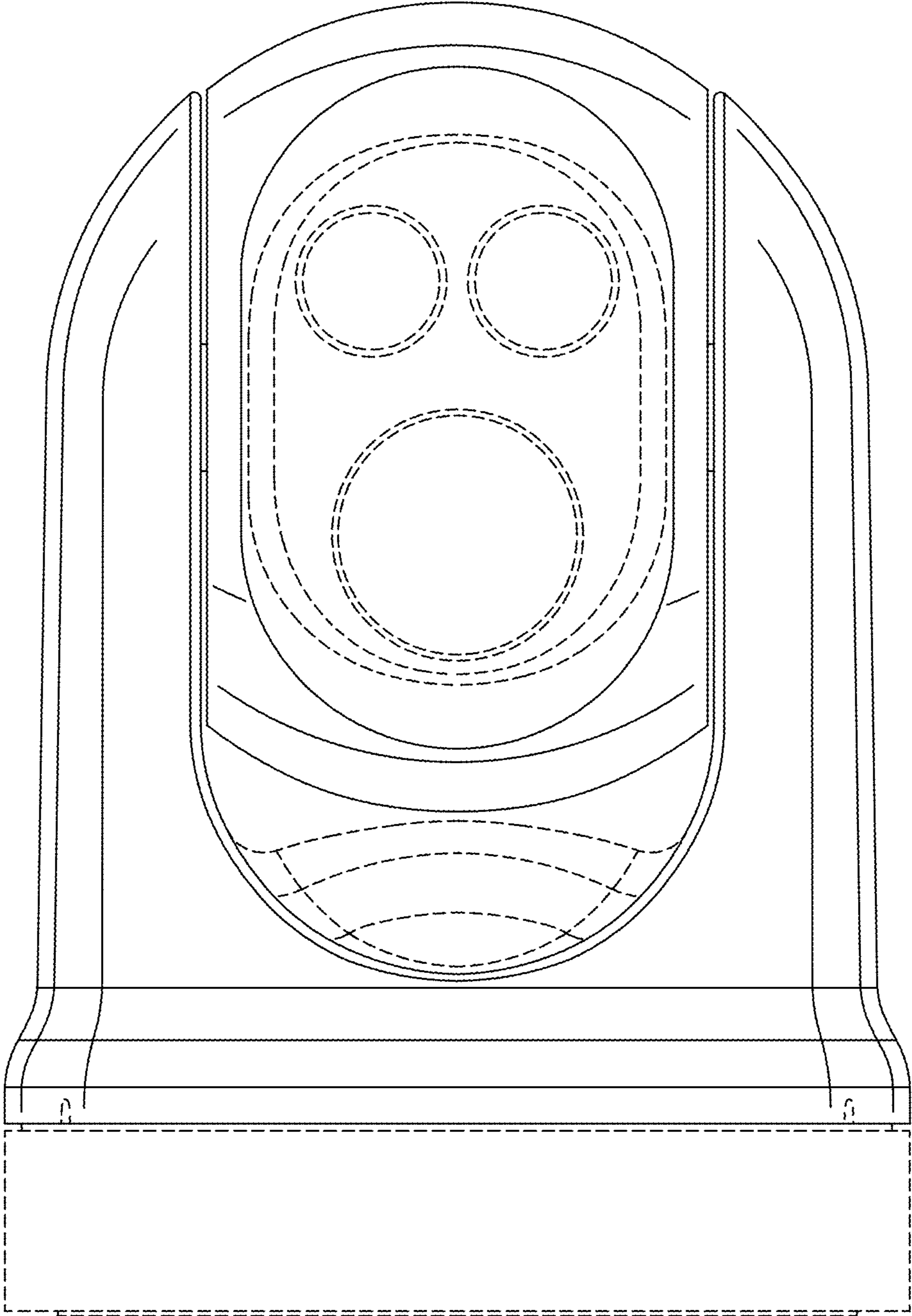


FIG. 2

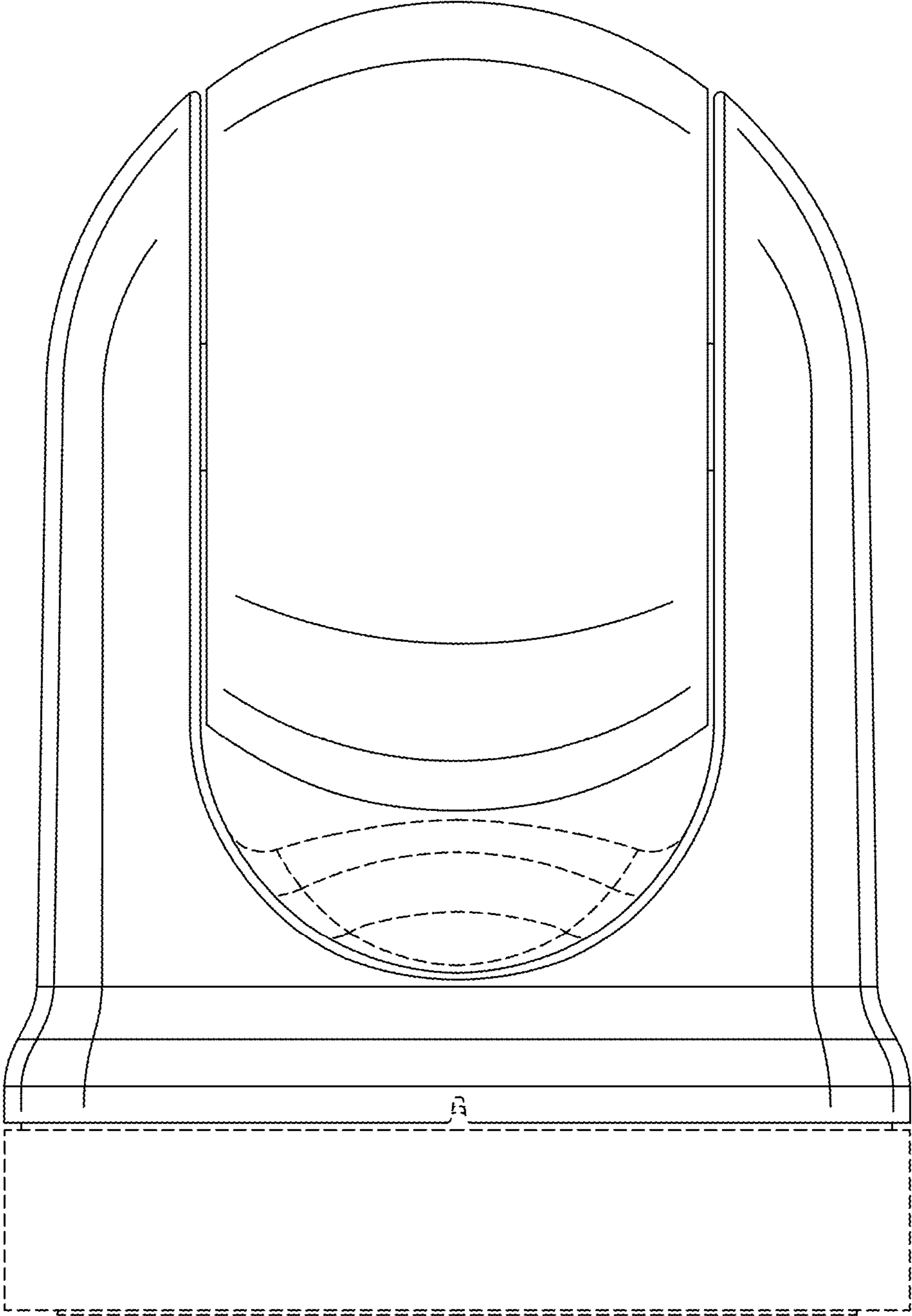


FIG. 3

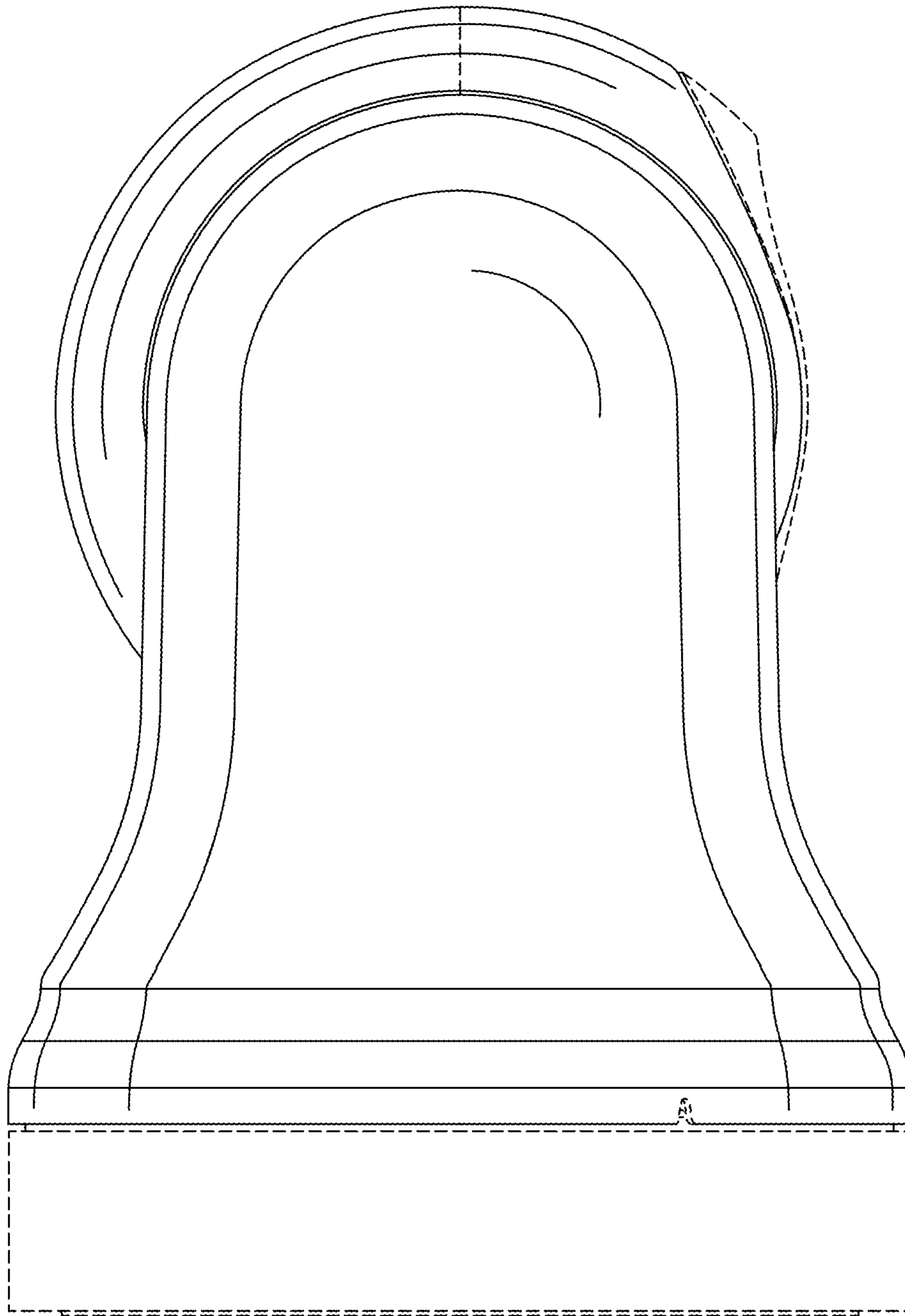


FIG. 4

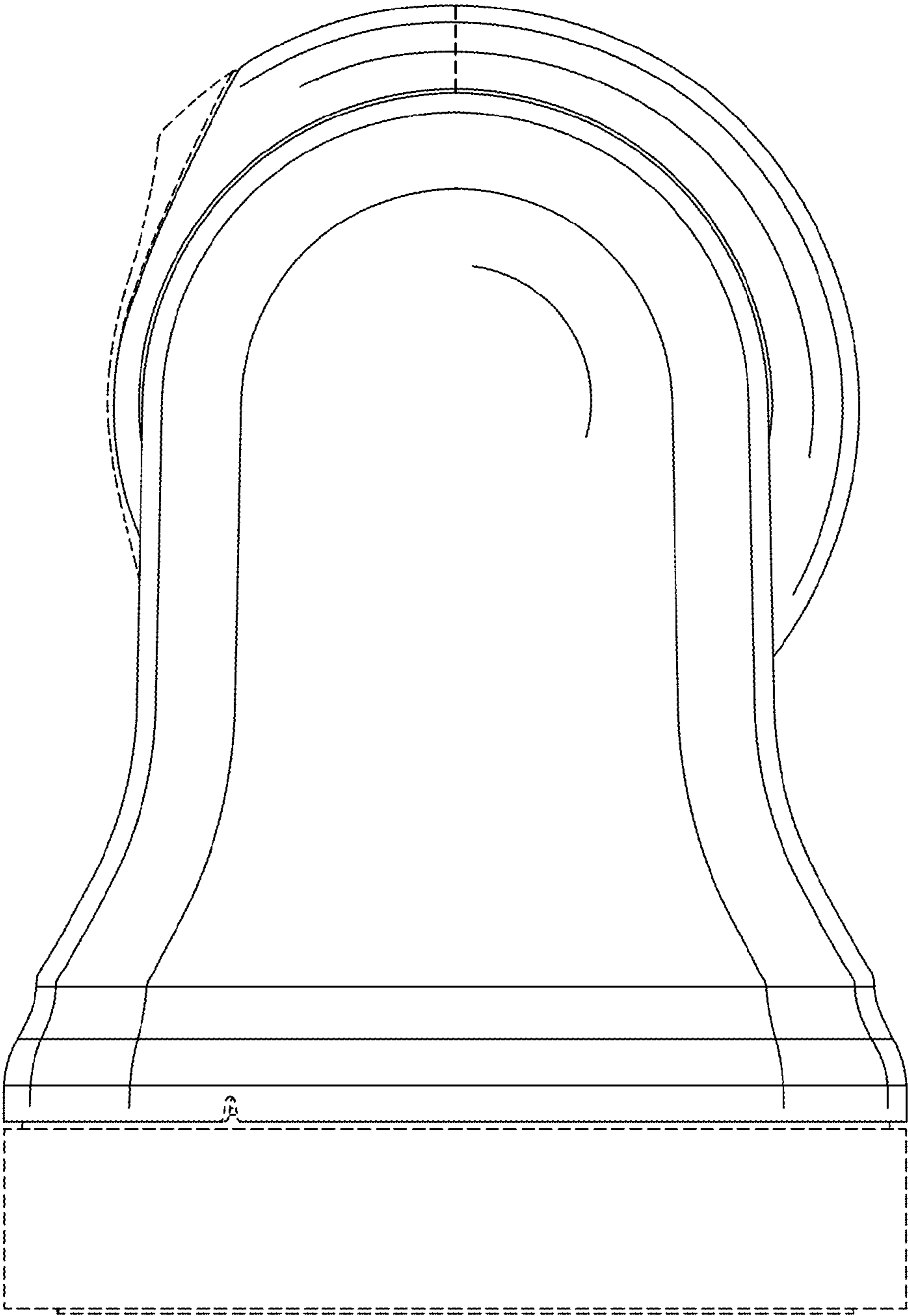


FIG. 5

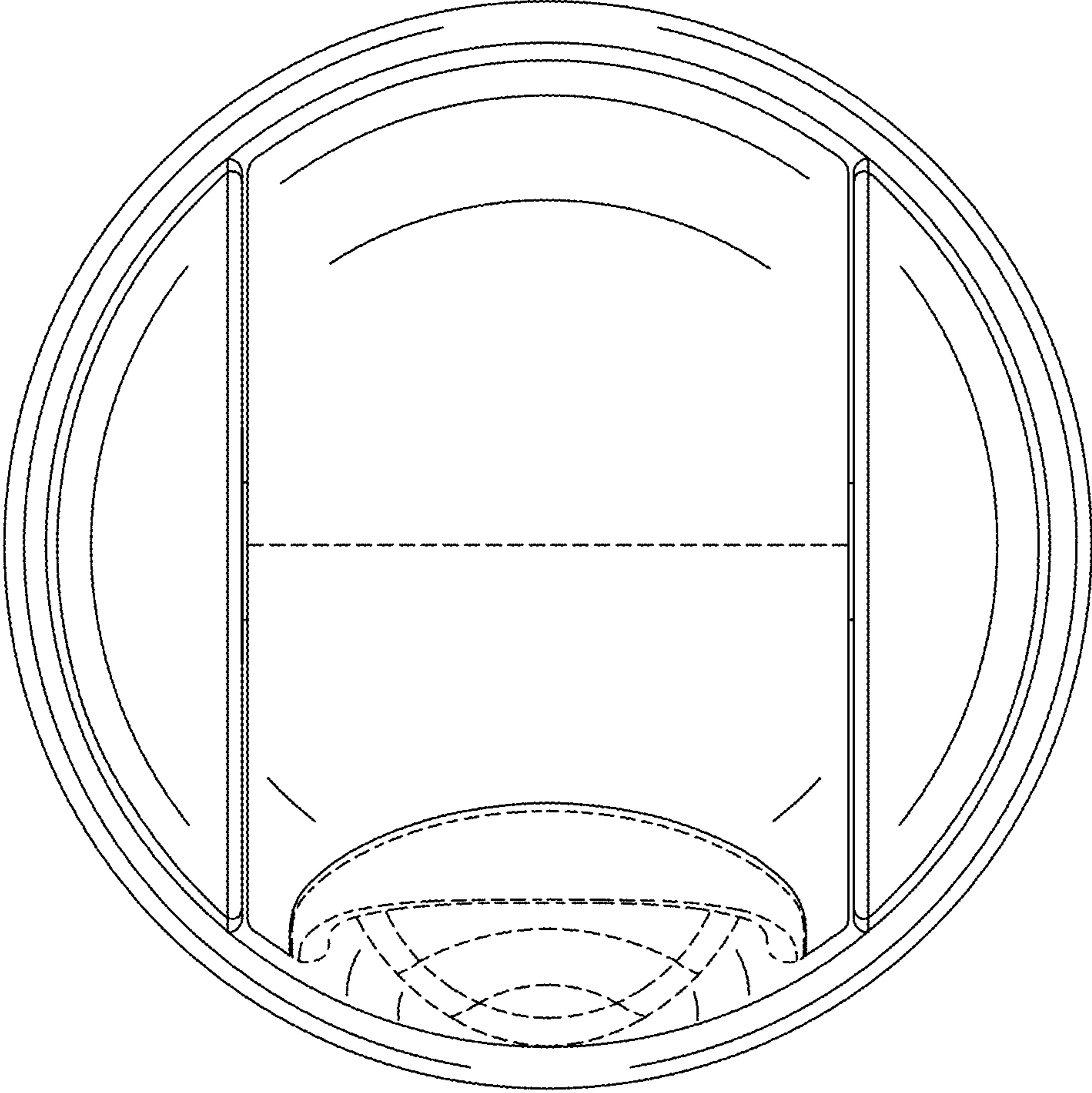


FIG. 6

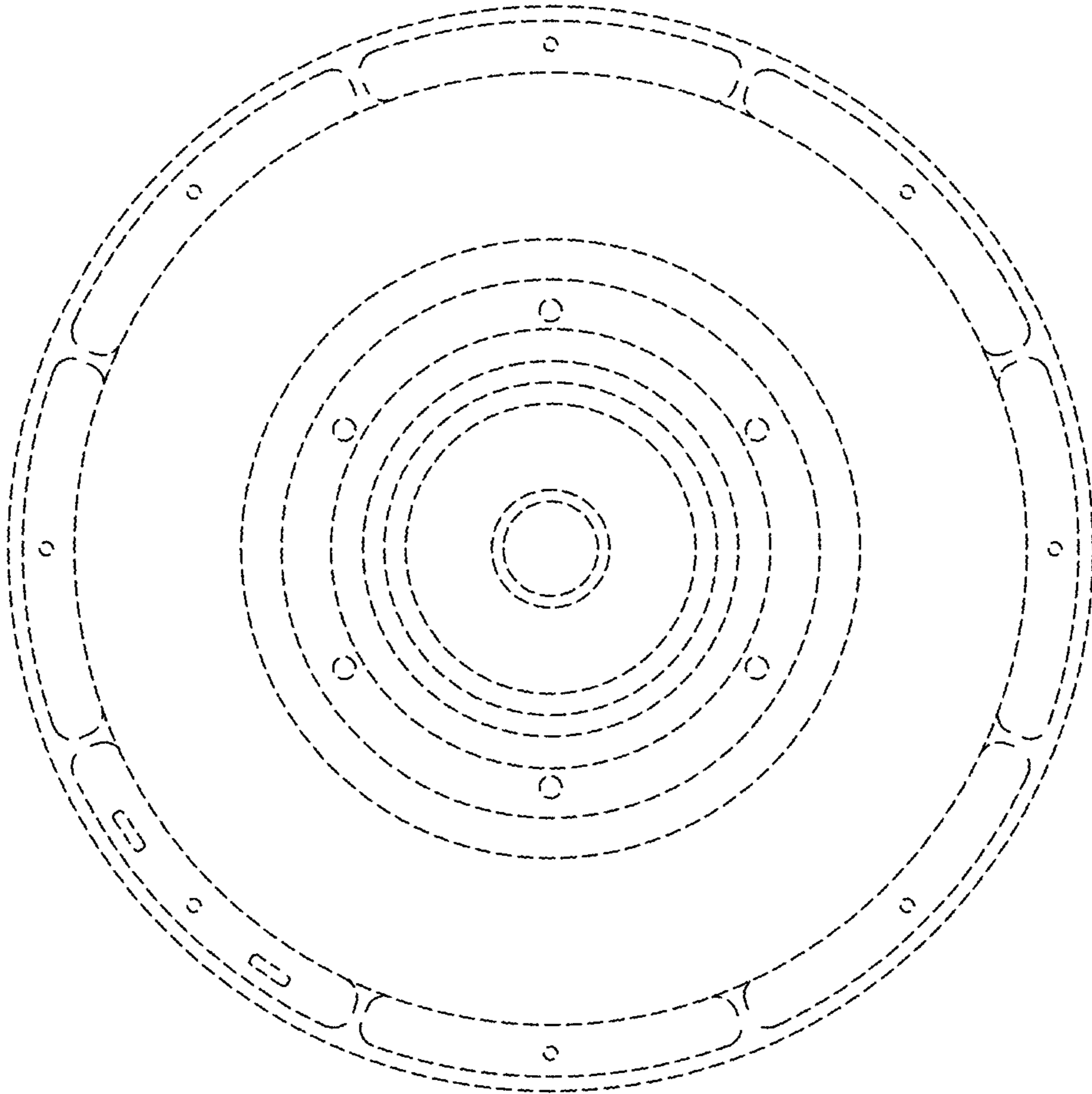


FIG. 7