



US00D737688S

(12) **United States Design Patent**
Stone

(10) **Patent No.:** **US D737,688 S**

(45) **Date of Patent:** **** Sep. 1, 2015**

(54) **BOX**

(71) Applicant: **K & S Hawaiian Creations, Incorporated**, Honolulu, HI (US)

(72) Inventor: **Carla Lyn Stone**, Honolulu, HI (US)

(73) Assignee: **K & S Hawaiian Creations, Incorporated**, Honolulu, HI (US)

(**) Term: **14 Years**

(21) Appl. No.: **29/474,677**

(22) Filed: **Dec. 23, 2014**

Related U.S. Application Data

(62) Division of application No. 29/463,012, filed on Jul. 3, 2013, now Pat. No. Des. 720,221.

(51) **LOC (10) Cl.** **09-00**

(52) **U.S. Cl.**
USPC **D9/645; D9/451; D9/432**

(58) **Field of Classification Search**
USPC D3/270, 271.1-271.4; D7/514-520, D7/599, 604, 613, 619.2, 623, 628; D9/600, 643-647, 414-434, 451, 737, D9/756, 759; 206/457, 459.5, 527; 215/387-388, 381-384, 400; 229/150, 229/153; 220/890
CPC B65D 5/4258; B65D 81/60; B65D 81/365; B65D 81/366; B65D 81/368; B65D 2203/00; B65D 2203/02
See application file for complete search history.

(56) **References Cited**

U.S. PATENT DOCUMENTS

1,799,656 A * 4/1931 Tinsley 229/164
D156,945 S * 1/1950 Elisayett D9/451
D401,855 S * 12/1998 Nilssen et al. D9/451

D409,905 S * 5/1999 Nakano D9/663
D414,408 S * 9/1999 Nakano D9/663
D439,157 S * 3/2001 Tsuruishi et al. D9/433
D474,688 S * 5/2003 Litts D9/432
D555,478 S * 11/2007 Miller et al. D9/451
D568,765 S * 5/2008 Miles D9/737
D643,302 S * 8/2011 Stone D9/645

* cited by examiner

Primary Examiner — Sandra Morris

(74) *Attorney, Agent, or Firm* — Martin E. Hsia; Keri Ann K. S. Krzykowski

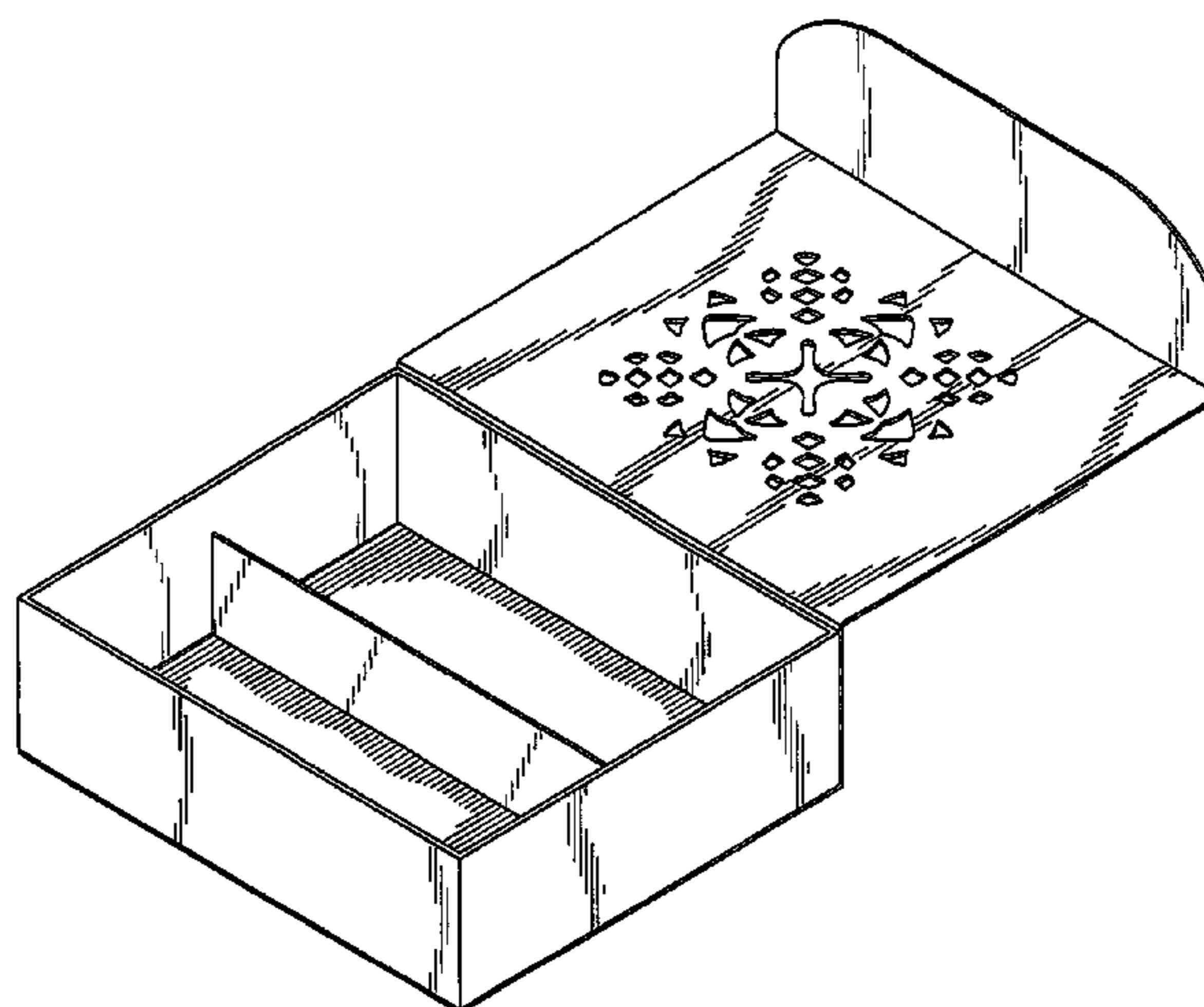

(57) **CLAIM**

The ornamental design for a box, as shown and described.

DESCRIPTION

FIG. 1 is a perspective view of the box showing my new design from the front right;
FIG. 2 is an elevational view thereof from the front;
FIG. 3 is an elevational view thereof from the rear;
FIG. 4 is a top plan view thereof;
FIG. 5 is a bottom plan view thereof;
FIG. 6 is an elevational view thereof from the right;
FIG. 7 is an elevational view thereof from the left;
FIG. 8 is an perspective view thereof from the front right, with the lid in an open configuration;
FIG. 9 is a elevational view thereof from the front, with the lid in an open configuration;
FIG. 10 is a elevational view thereof from the rear, with the lid in an open configuration;
FIG. 11 is a top plan view thereof, with the lid in an open configuration;
FIG. 12 is a bottom plan view thereof, with the lid in an open configuration;
FIG. 13 is an elevational view thereof from the right, with the lid in an open configuration; and,
FIG. 14 is an elevational view thereof from the left, with the lid in an open configuration.

1 Claim, 12 Drawing Sheets






FIG. 1




FIG. 2




FIG. 3

FIG. 4





FIG. 5






FIG. 6




FIG. 7

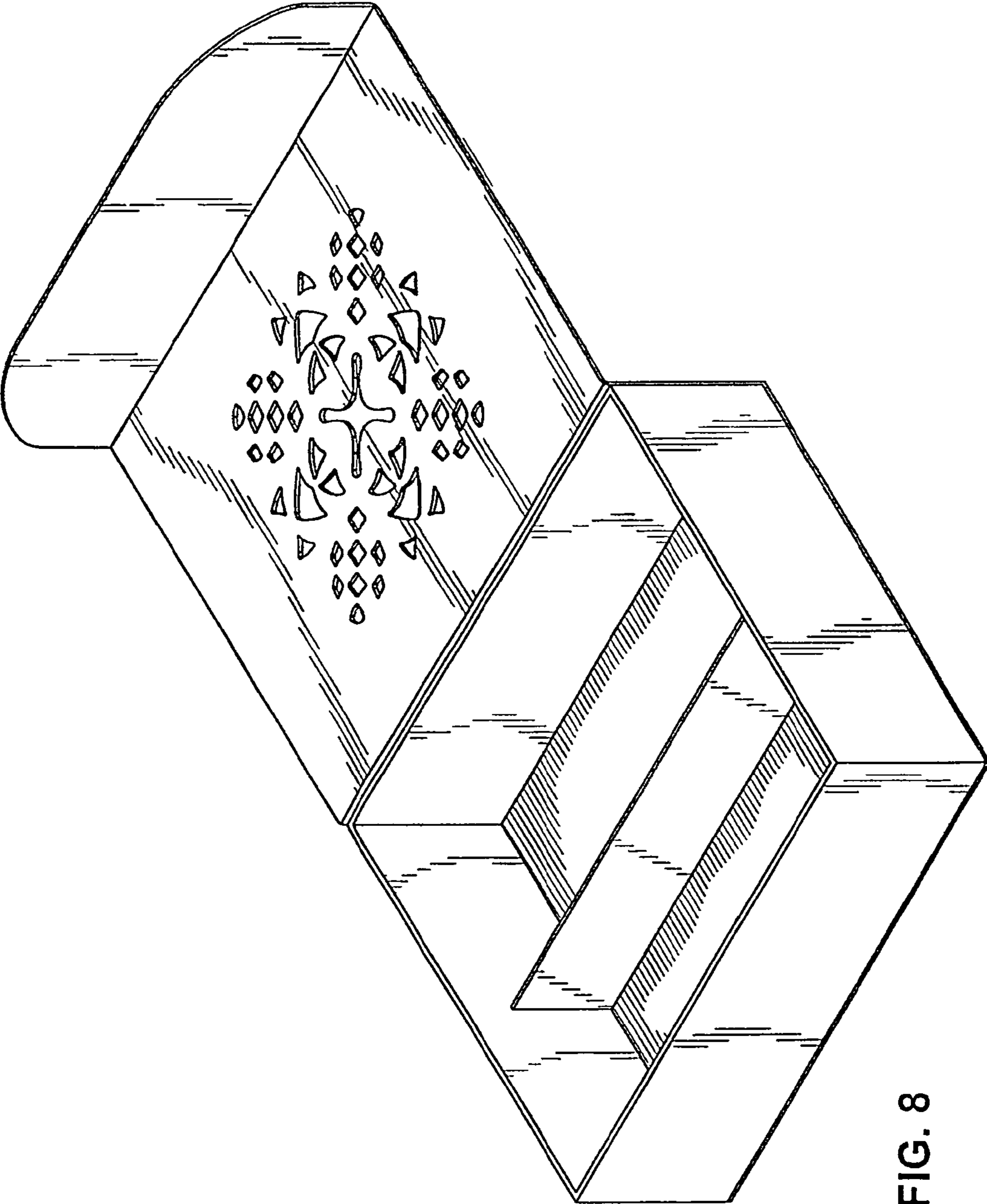


FIG. 8

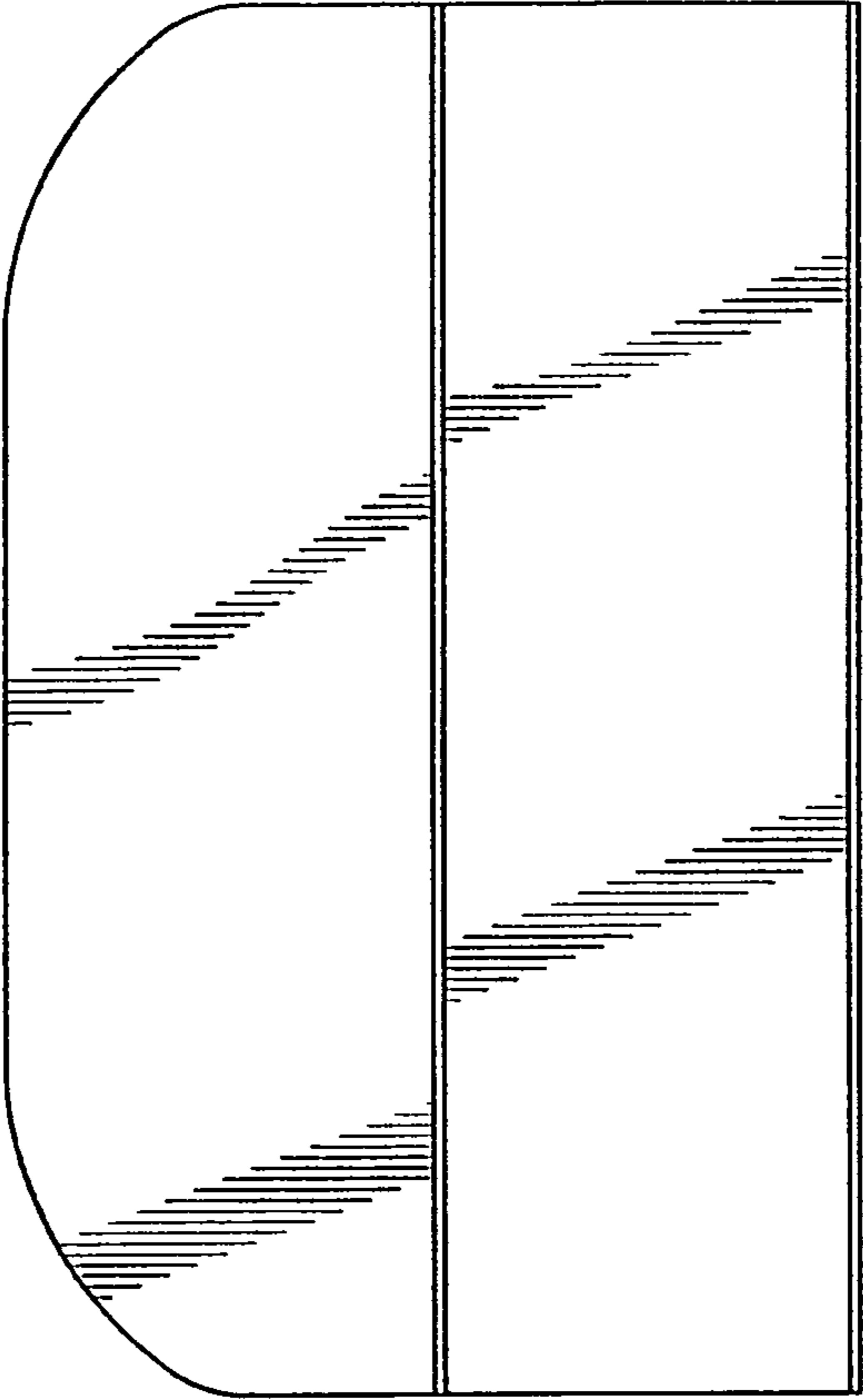


FIG. 9

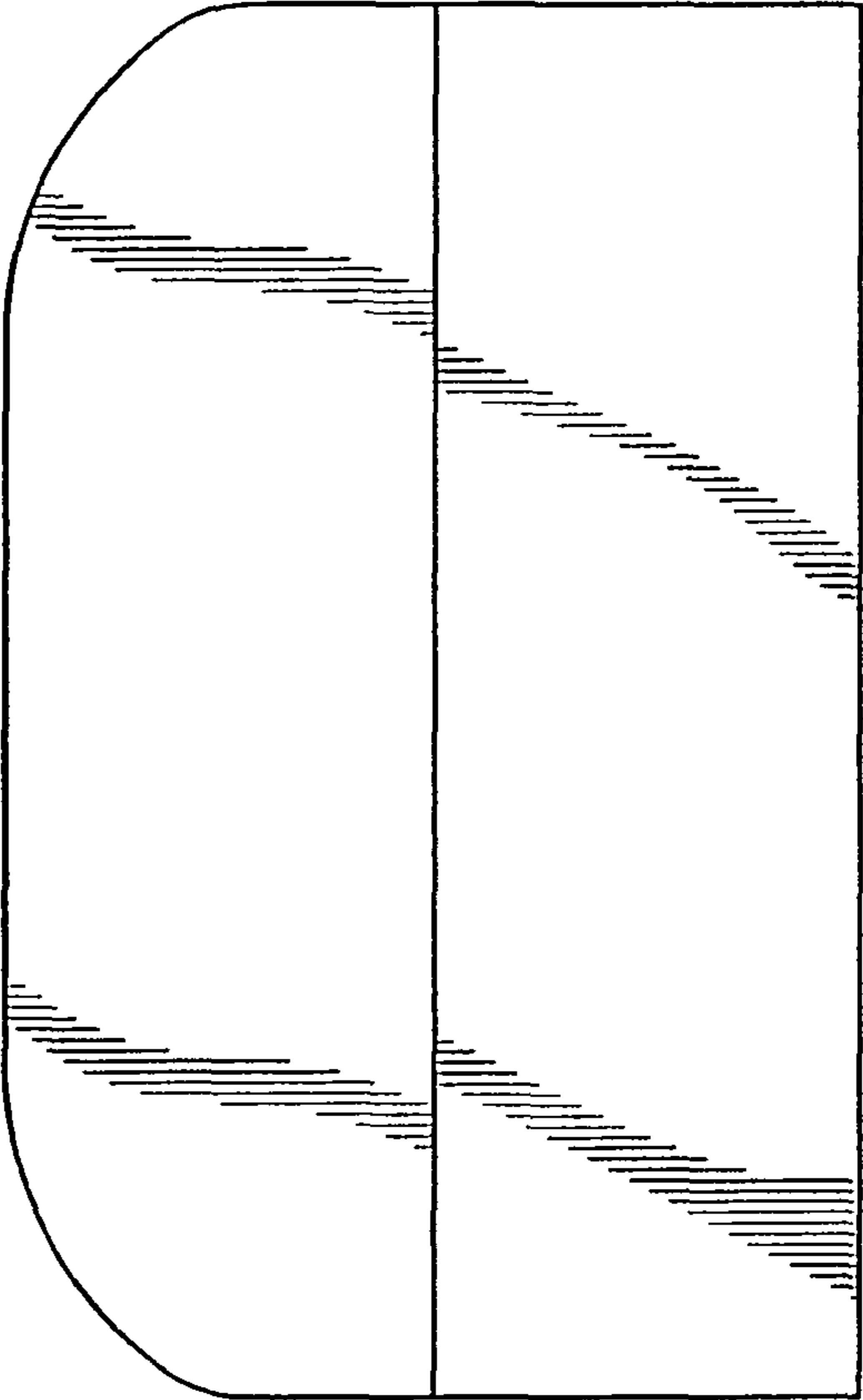


FIG. 10




FIG. 11




FIG. 12




FIG. 13




FIG. 14