



US00D737684S

(12) **United States Design Patent**
de Cleir et al.

(10) **Patent No.:** **US D737,684 S**
(45) **Date of Patent:** **** Sep. 1, 2015**

(54) **CONTAINER**

(75) Inventors: **Piaras Valdis de Cleir**, Tarrytown, NY (US); **Carlo Businelli**, Parsippany, NJ (US)

(73) Assignee: **Kraft Foods Group Brands LLC**, Northfield, IL (US)

(**) Term: **14 Years**

(21) Appl. No.: **29/429,539**

(22) Filed: **Aug. 13, 2012**

(51) **LOC (10) Cl.** **09-01**

(52) **U.S. Cl.**

USPC **D9/542**

(58) **Field of Classification Search**

USPC D9/516, 529-530, 537, 539-540, D9/542-543, 549, 552, 558, 565, 574-575, D9/682, 686, 689, 693, 447, 449; 220/660, 220/669, 675

See application file for complete search history.

(56) **References Cited**

U.S. PATENT DOCUMENTS

D106,034 S	9/1937	Harrison	
2,586,687 A	2/1952	Mellon	
D168,344 S	12/1952	Goldman	
D212,525 S	10/1968	Kneapler	
4,487,324 A	12/1984	Ostrowsky	
D284,942 S *	8/1986	Dinand	D9/542
D317,869 S	7/1991	Kipperman	
D322,220 S *	12/1991	Pisar	D9/435
D332,749 S *	1/1993	Pisar	D9/549 X
D398,530 S	9/1998	Gavin	
D428,344 S *	7/2000	Preston	D9/558
D447,953 S	9/2001	Brynstad et al.	
D459,659 S	7/2002	Chung	
D463,280 S	9/2002	Brozell	
D471,819 S	3/2003	Paul	
D486,398 S	2/2004	Lovell	
6,779,689 B2 *	8/2004	Flaig et al.	222/182

6,837,405 B2	1/2005	Rainey et al.	
D510,029 S	9/2005	Marcot	
D520,363 S	5/2006	Perez	
D520,873 S	5/2006	Lovell	
D525,872 S	8/2006	Haubert	
D525,873 S	8/2006	Haubert	
D526,204 S *	8/2006	Stolle	D9/542 X
D527,644 S	9/2006	Bakic	
D528,004 S	9/2006	Ratzlaff	
D529,388 S	10/2006	Bakic	
D529,810 S *	10/2006	Davies et al.	D9/575 X
D529,811 S	10/2006	Ratzlaff	
D529,812 S	10/2006	Ratzlaff	
D535,888 S	1/2007	Kuzma	
D539,146 S	3/2007	Schroeder	

(Continued)

OTHER PUBLICATIONS

Design U.S. Appl. No. 29/470,563, filed Oct. 22, 2013; 4 pages.

(Continued)

Primary Examiner — Carol P Rademaker

(74) *Attorney, Agent, or Firm* — Fitch, Even, Tabin & Flannery LLP

(57)

CLAIM

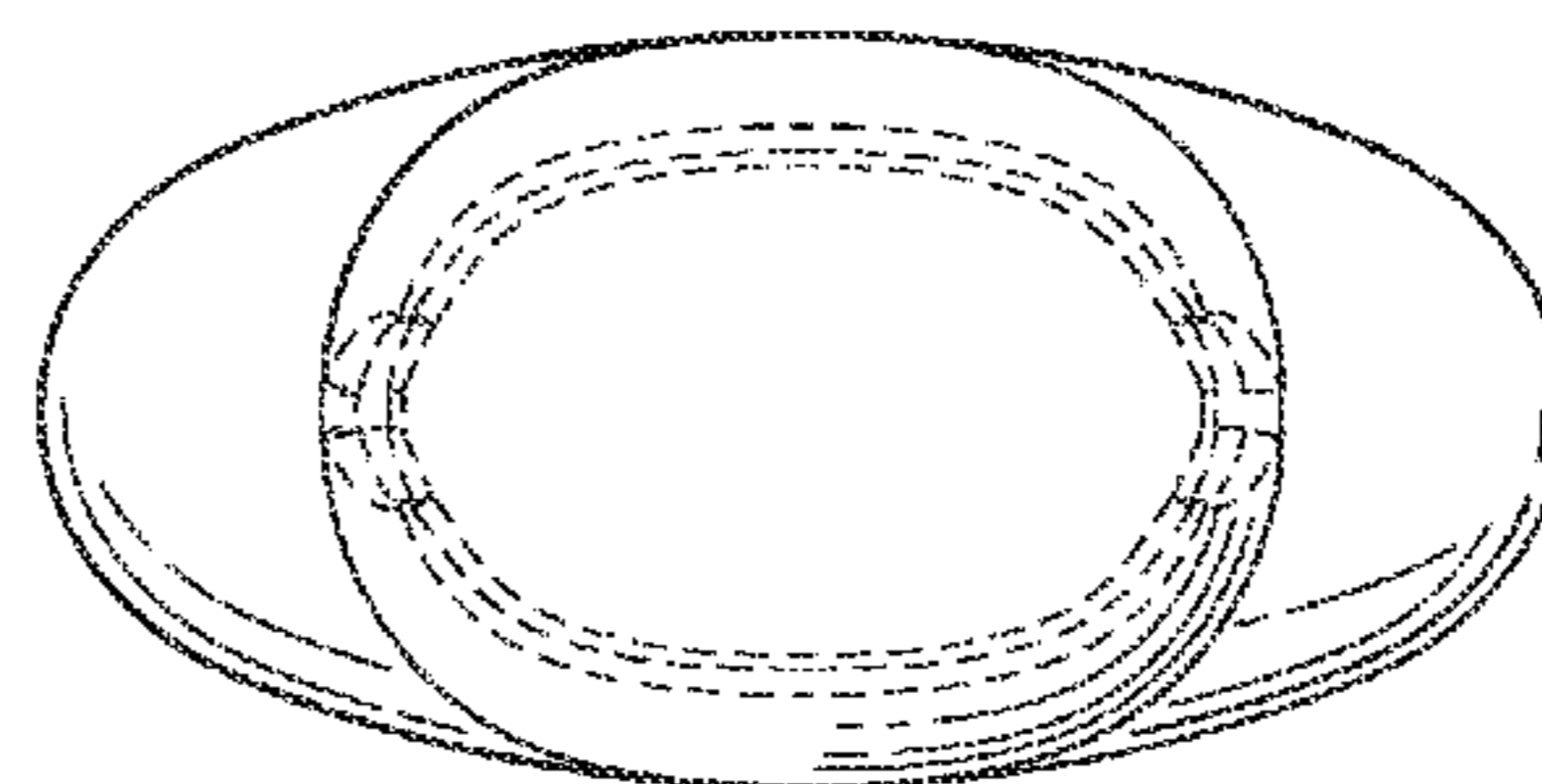
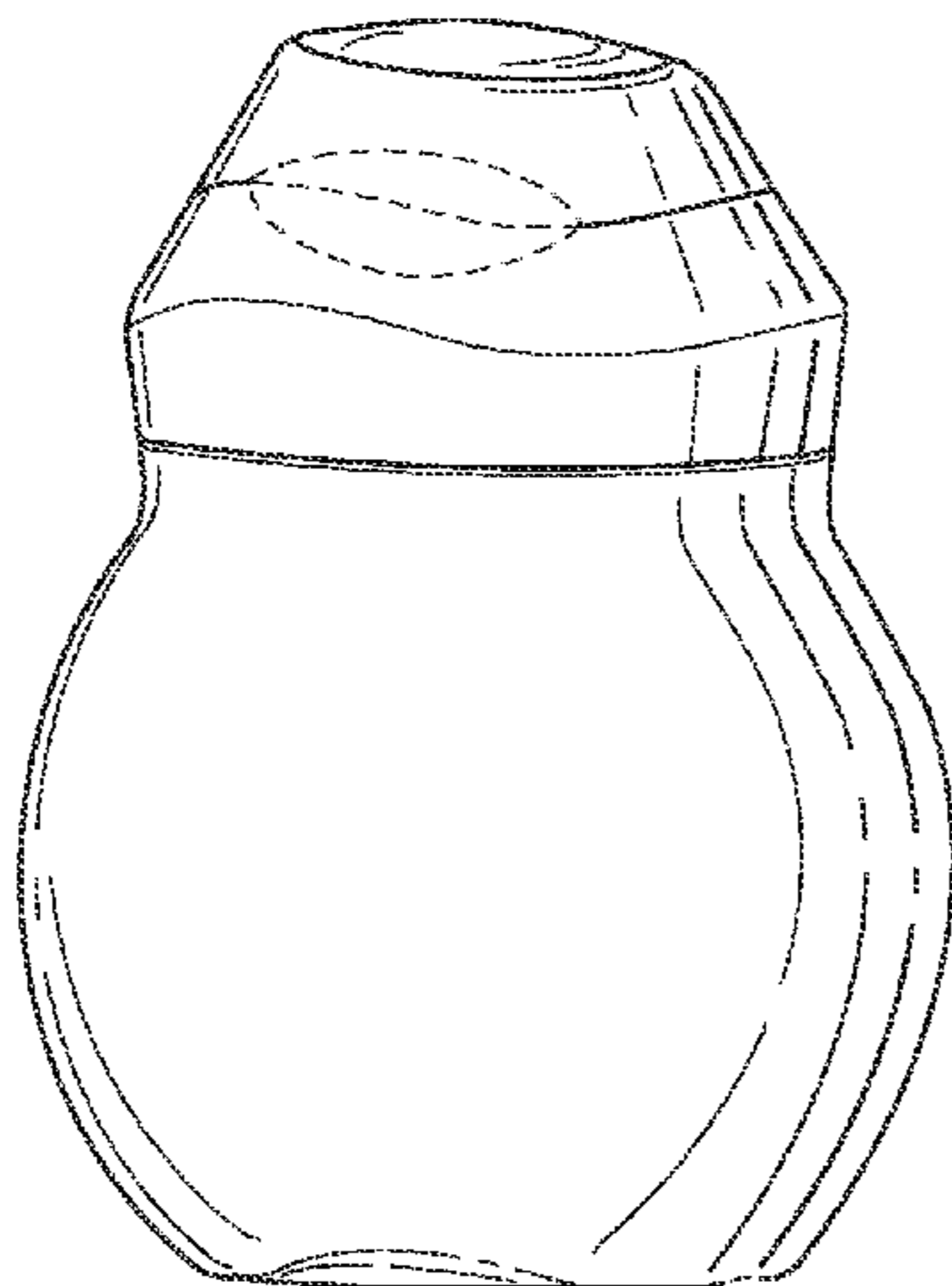
The ornamental design for a container, as shown and described.

DESCRIPTION

FIG. 1 is a top, front, left side perspective view of a container showing our new design; FIG. 2 is a left side elevation view thereof; FIG. 3 is a front elevation view thereof; FIG. 4 is a right side elevation view thereof; FIG. 5 is a rear elevation view thereof; FIG. 6 is a top plan view thereof; and, FIG. 7 is a bottom plan view thereof.

The broken lines shown in the drawing views are included for the purpose of illustrating environmental structure and form no part of the claimed design.

1 Claim, 2 Drawing Sheets



(56)

References Cited

U.S. PATENT DOCUMENTS

D541,161 S * 4/2007 Ames D9/552 X
 D541,661 S * 5/2007 Wang et al D9/542
 D543,115 S * 5/2007 Flurer et al. D9/447 X
 D548,602 S * 8/2007 Escobosa et al. D9/529
 D551,555 S * 9/2007 Escobosa et al. D9/543 X
 D553,001 S 10/2007 Granitz
 D554,517 S 11/2007 Breitlander
 D557,134 S * 12/2007 Wolpert et al. D9/565 X
 D559,114 S 1/2008 Breitlander
 D578,406 S 10/2008 Kuzma
 D584,148 S 1/2009 Stolle
 D584,159 S 1/2009 Domoy
 D584,614 S 1/2009 Russell et al.
 D592,516 S 5/2009 Cummings
 D597,410 S * 8/2009 Carmody et al. D9/574 X
 D602,356 S * 10/2009 Shurtleff et al. D9/449
 D605,512 S * 12/2009 Weber D9/449
 D605,945 S * 12/2009 Macaulay et al. D9/530
 D608,213 S 1/2010 Kuzma
 D608,648 S 1/2010 Rhodes
 D612,737 S 3/2010 Bansal
 D612,738 S * 3/2010 Bansal D9/447 X
 D613,173 S 4/2010 Bansal
 7,717,281 B2 5/2010 Baudin
 D625,189 S 10/2010 Dias
 D629,303 S 12/2010 Toh
 D635,023 S 3/2011 Stolle
 D635,024 S 3/2011 Stolle

D635,025 S 3/2011 Stolle
 D636,267 S 4/2011 Shiota
 D637,911 S * 5/2011 Macaulay et al. D9/529
 D638,714 S * 5/2011 de Cleir et al. D9/529
 D638,715 S * 5/2011 Albaum et al. D9/529
 D641,627 S 7/2011 Rosenauer
 D641,634 S * 7/2011 Fraissat D9/543 X
 D644,106 S 8/2011 Almstead
 8,006,853 B2 8/2011 Delage
 D644,530 S 9/2011 Padain
 D644,531 S * 9/2011 Padain et al. D9/558 X
 D650,281 S 12/2011 Padain
 D650,282 S 12/2011 Padain
 D651,518 S 1/2012 Padain
 D653,117 S 1/2012 Murphy
 D666,912 S * 9/2012 Kawai D9/575 X
 D671,416 S 11/2012 Nukuto
 D673,059 S * 12/2012 Park D9/724
 D674,282 S 1/2013 Baldrige
 D683,226 S 5/2013 Baldrige
 8,511,472 B2 * 8/2013 Dupuis et al. 206/497
 D712,269 S 9/2014 Braun
 2006/0006129 A1 1/2006 Baudin

OTHER PUBLICATIONS

Design U.S. Appl. No. 29/497,742, filed Jul. 28, 2014; 14 pages.
 Image of Tone Body Wash (18 oz.) (date unknown, but prior to filing date); 1 page.

* cited by examiner

FIG. 1

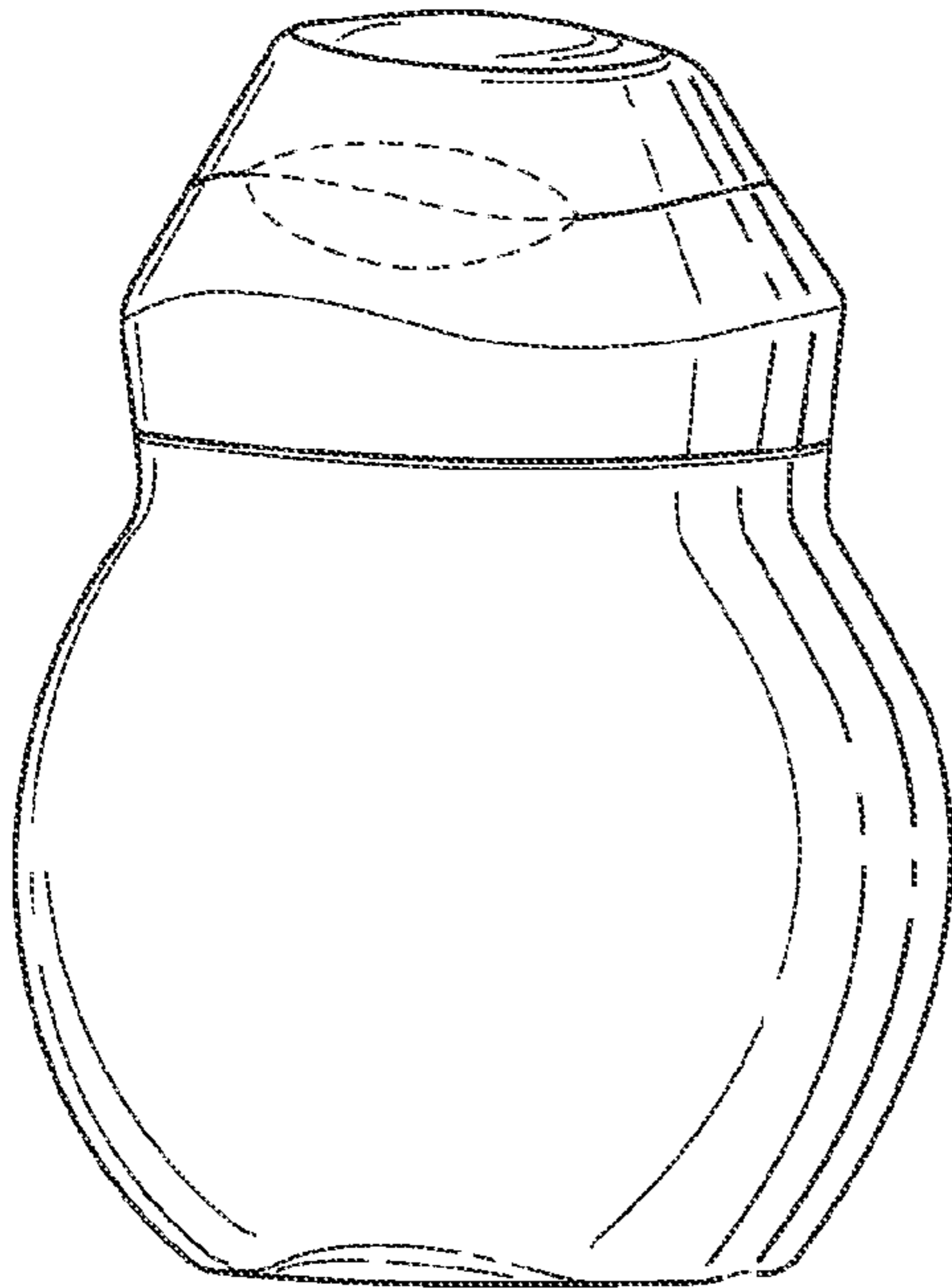


FIG. 3

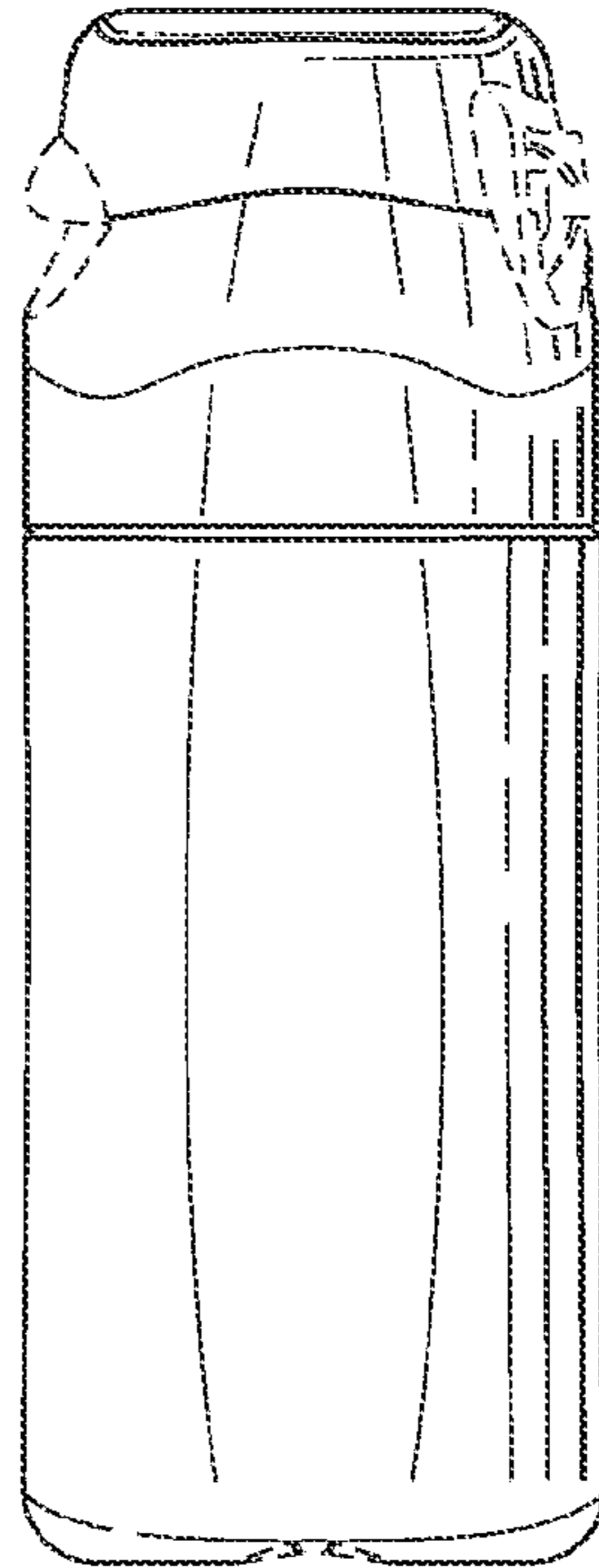


FIG. 2

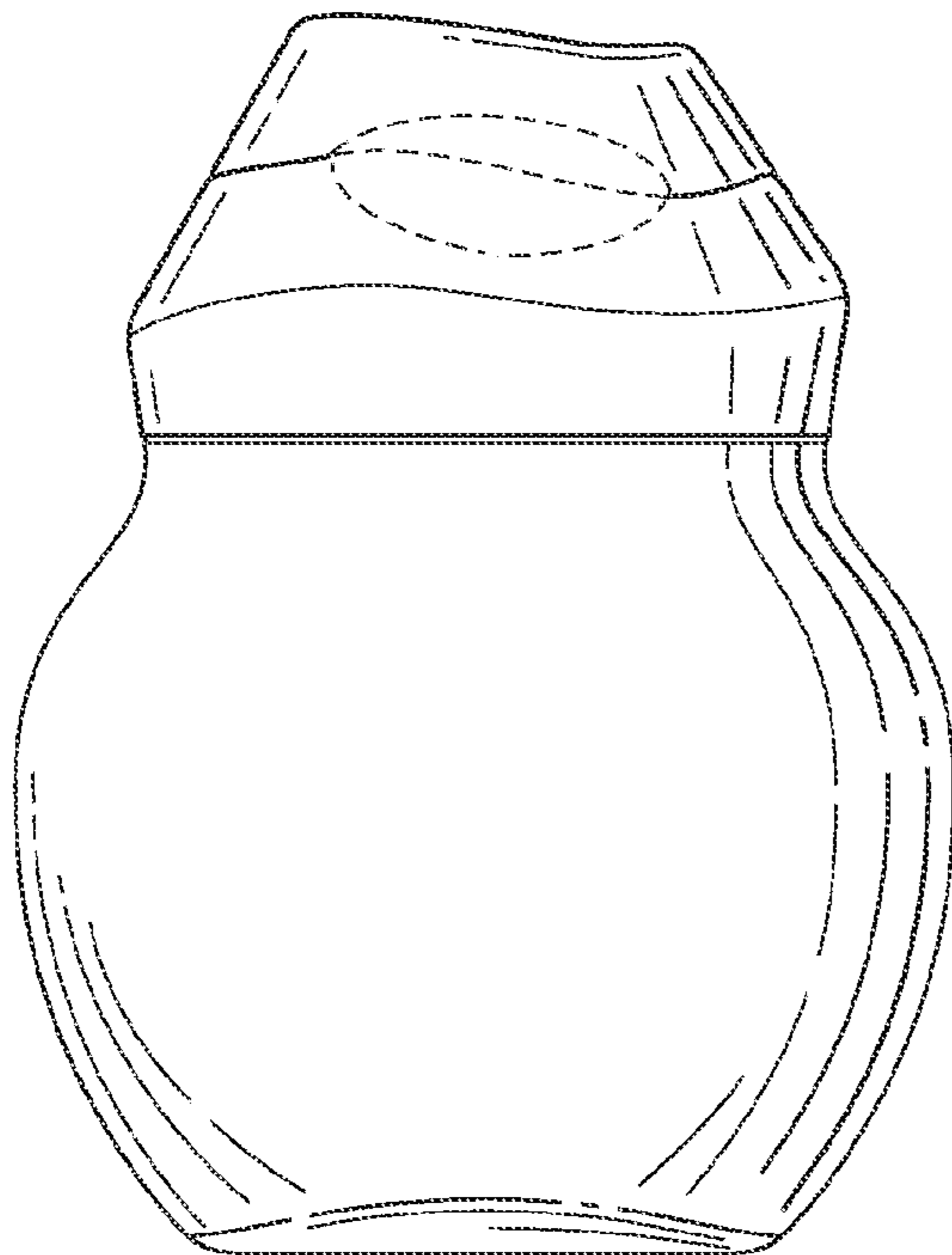


FIG. 4

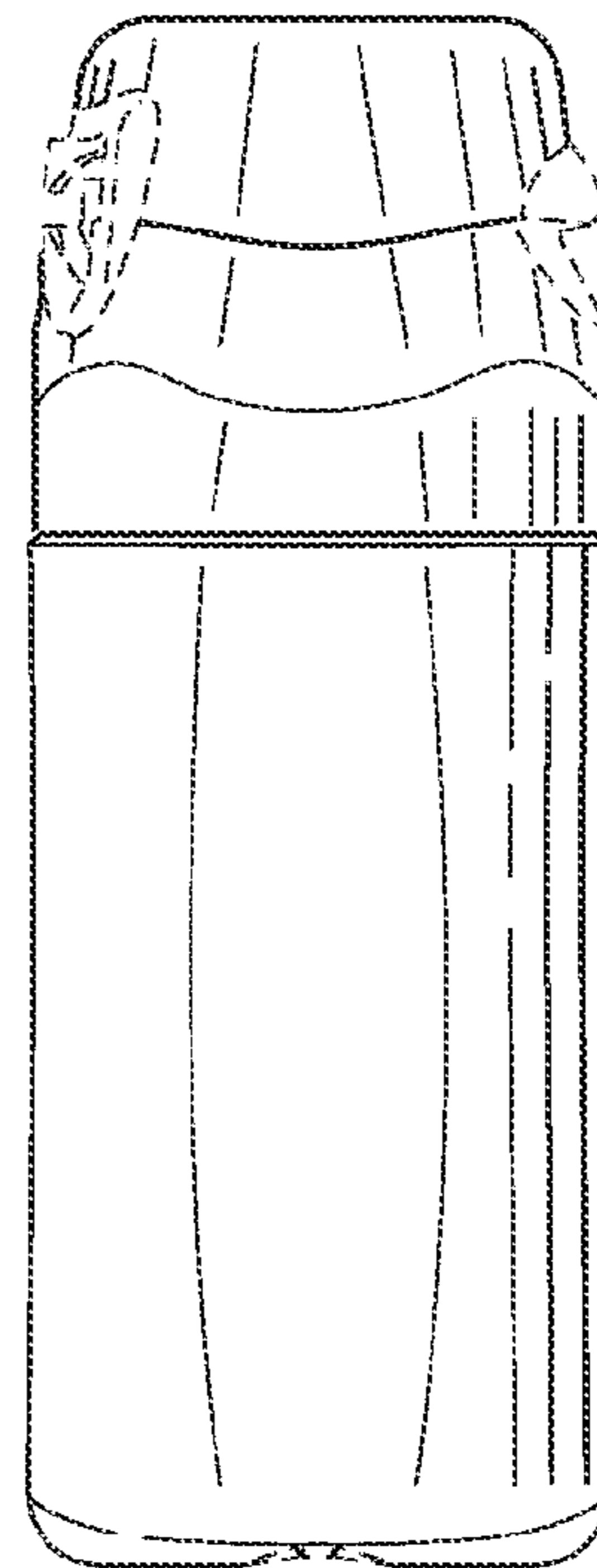


FIG. 5

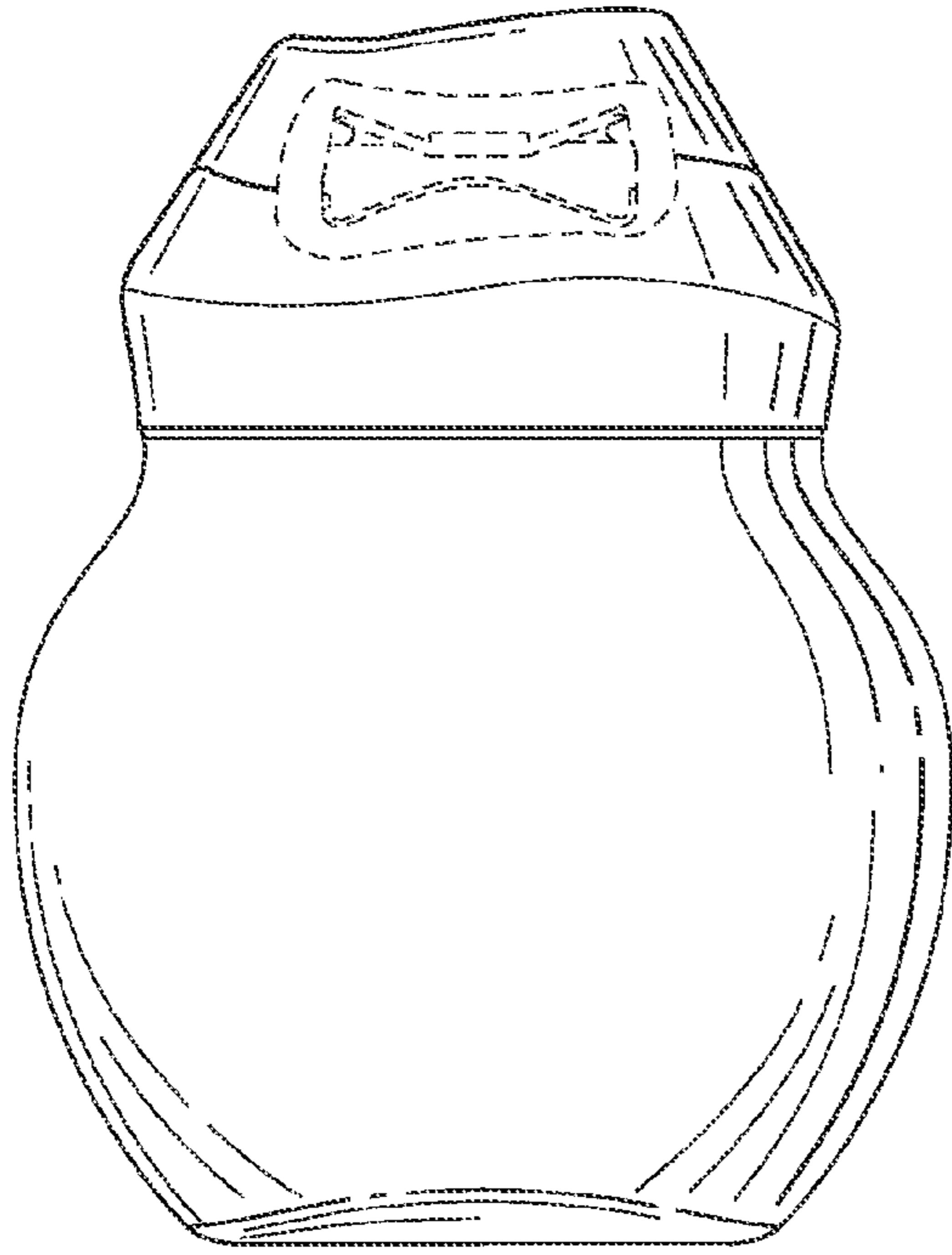


FIG. 6

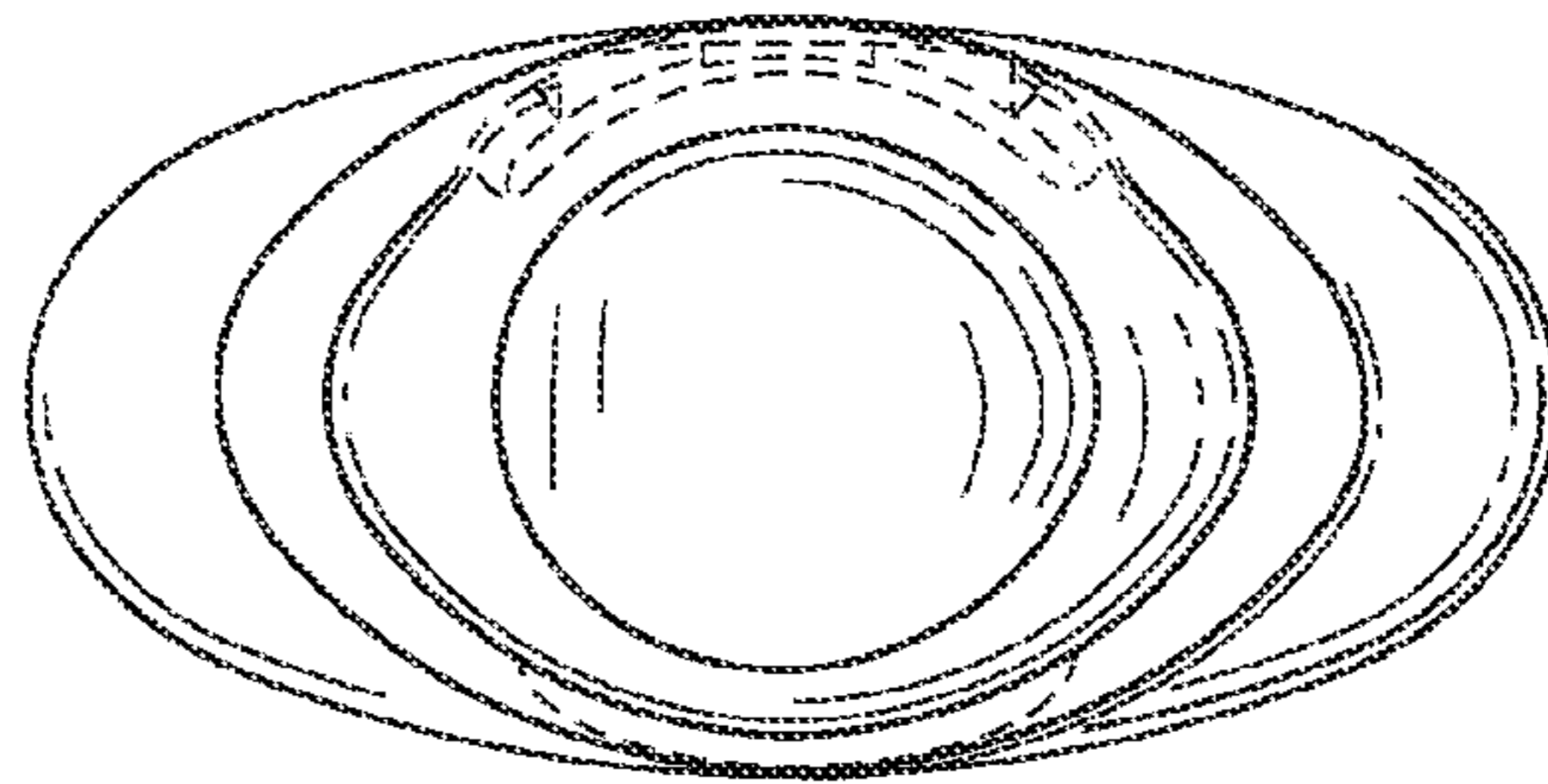
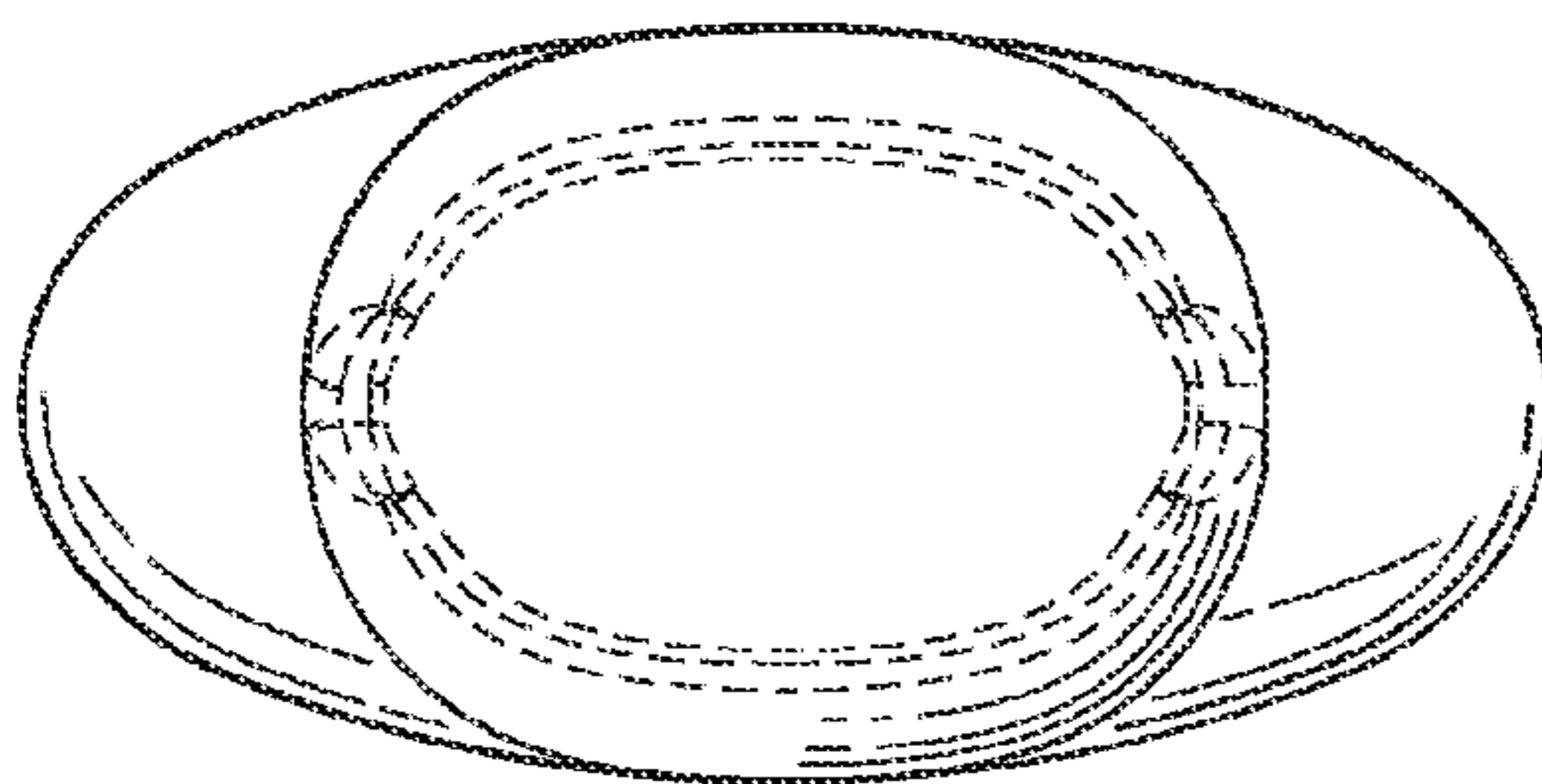


FIG. 7



UNITED STATES PATENT AND TRADEMARK OFFICE
CERTIFICATE OF CORRECTION

PATENT NO. : D737,684 S
APPLICATION NO. : 29/429539
DATED : September 1, 2015
INVENTOR(S) : Piaras Valdis de Cleir and Carlo Businelli

Page 1 of 4

It is certified that error appears in the above-identified patent and that said Letters Patent is hereby corrected as shown below:

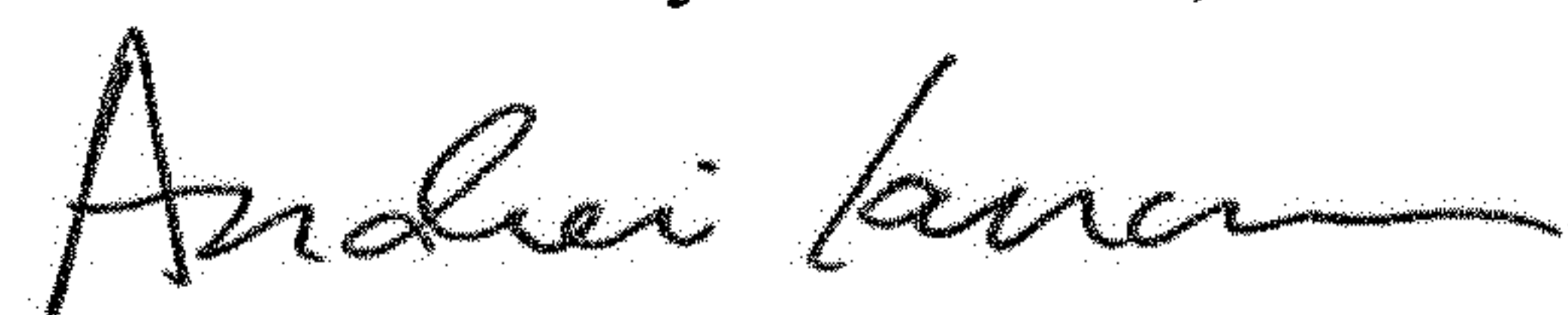
On the Title Page

Delete the title page and substitute therefore with the attached title page consisting of the corrected illustrative figure(s).

In the Drawings

Please replace FIGS. 1-7 with FIGS. 1-7 as shown on the attached pages.

Signed and Sealed this
Twelfth Day of March, 2019



Andrei Iancu
Director of the United States Patent and Trademark Office

(12) **United States Design Patent** (10) **Patent No.:** **US D737,684 S**
de Cleir et al. (45) **Date of Patent:** **** Sep. 1, 2015**

(54) **CONTAINER**

(75) **Inventors:** **Piaras Valdis de Cleir**, Tarrytown, NY (US); **Carlo Businelli**, Parsippany, NJ (US)

(73) **Assignee:** **Kraft Foods Group Brands LLC**, Northfield, IL (US)

(**) **Term:** **14 Years**

(21) **Appl. No.:** **29/429,539**

(22) **Filed:** **Aug. 13, 2012**

(51) **LOC (10) CL.** **09-01**

(52) **U.S. CL.**
USPC **D9/542**

(58) **Field of Classification Search**
USPC D9/516, 529-530, 537, 539-540, D9/542-543, 549, 552, 558, 565, 574-575, D9/682, 686, 689, 693, 447, 449, 220/660, 220/669, 675

See application file for complete search history.

(56) **References Cited**

U.S. PATENT DOCUMENTS

D106,034 S	9/1937	Harrison	
2,586,687 A	2/1952	Mellon	
D168,344 S	12/1952	Goldman	
D212,525 S	10/1968	Kneapler	
4,487,324 A	12/1984	Ostrowsky	
D284,942 S *	8/1986	Dinand	D9/542
D317,869 S	7/1991	Kipperman	
D322,220 S *	12/1991	Pisar	D9/435
D332,749 S *	1/1993	Pisar	D9/549 X
D398,530 S	9/1998	Gavin	
D428,344 S *	7/2000	Preston	D9/558
D447,953 S	9/2001	Brynestad et al.	
D459,659 S	7/2002	Chung	
D463,280 S	9/2002	Brozell	
D471,819 S	3/2003	Paul	
D486,398 S	2/2004	Lovell	
6,779,689 B2 *	8/2004	Flaig et al.	222/182

6,837,405 B2	1/2005	Rainey et al.	
D510,029 S	9/2005	Marcot	
D520,363 S	5/2006	Perez	
D520,873 S	5/2006	Lovell	
D525,872 S	8/2006	Haubert	
D525,873 S	8/2006	Haubert	
D526,204 S *	8/2006	Stolle	D9/542 X
D527,644 S	9/2006	Bakic	
D528,004 S	9/2006	Ratzlaff	
D529,388 S	10/2006	Bakic	
D529,810 S *	10/2006	Davies et al.	D9/575 X
D529,811 S	10/2006	Ratzlaff	
D529,812 S	10/2006	Ratzlaff	
D535,888 S	1/2007	Kuzma	
D539,146 S	3/2007	Schroeder	

(Continued)

OTHER PUBLICATIONS

Design U.S. Appl. No. 29/470,563, filed Oct. 22, 2013; 4 pages.

(Continued)

Primary Examiner — Carol P Rademaker

(74) *Attorney, Agent, or Firm* — Fitch, Even, Tabin & Flannery LLP

(57) **CLAIM**

The ornamental design for a container, as shown and described.

DESCRIPTION

FIG. 1 is a top, front, left side perspective view of a container showing our new design;
 FIG. 2 is a left side elevation view thereof;
 FIG. 3 is a front elevation view thereof;
 FIG. 4 is a right side elevation view thereof;
 FIG. 5 is a rear elevation view thereof;
 FIG. 6 is a top plan view thereof; and,
 FIG. 7 is a bottom plan view thereof.

The broken lines shown in the drawing views are included for the purpose of illustrating environmental structure and form no part of the claimed design.

1 Claim, 2 Drawing Sheets

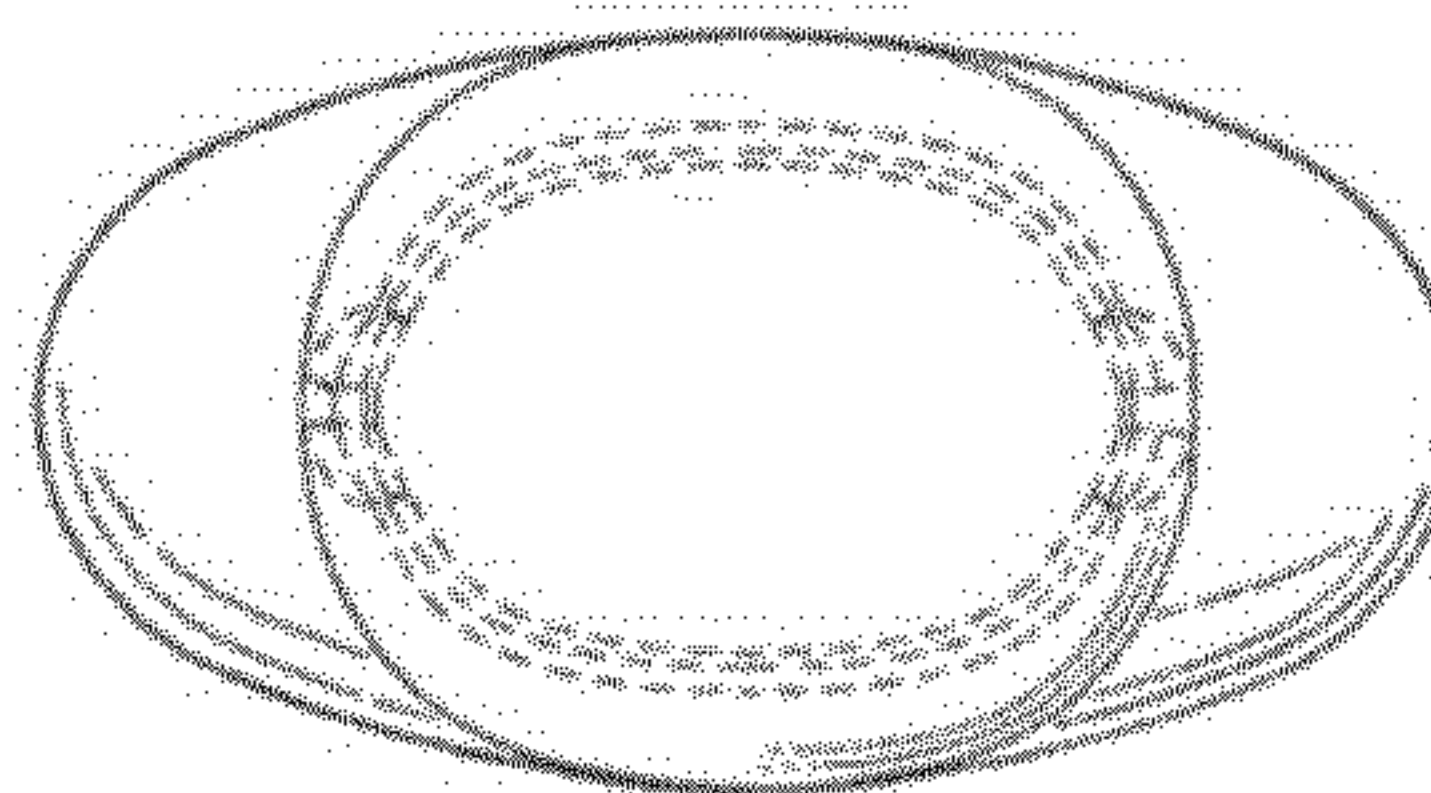
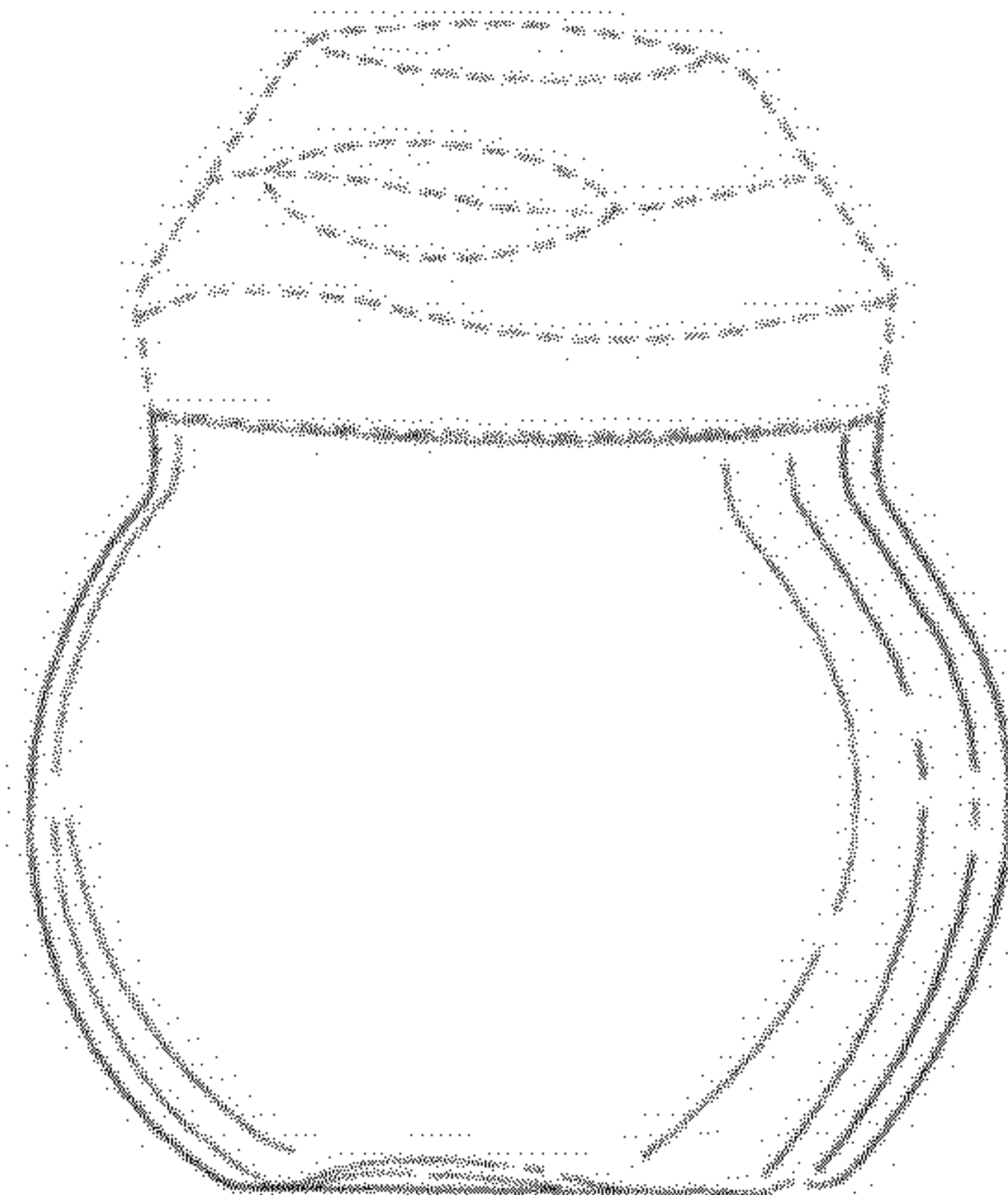


FIG. 1

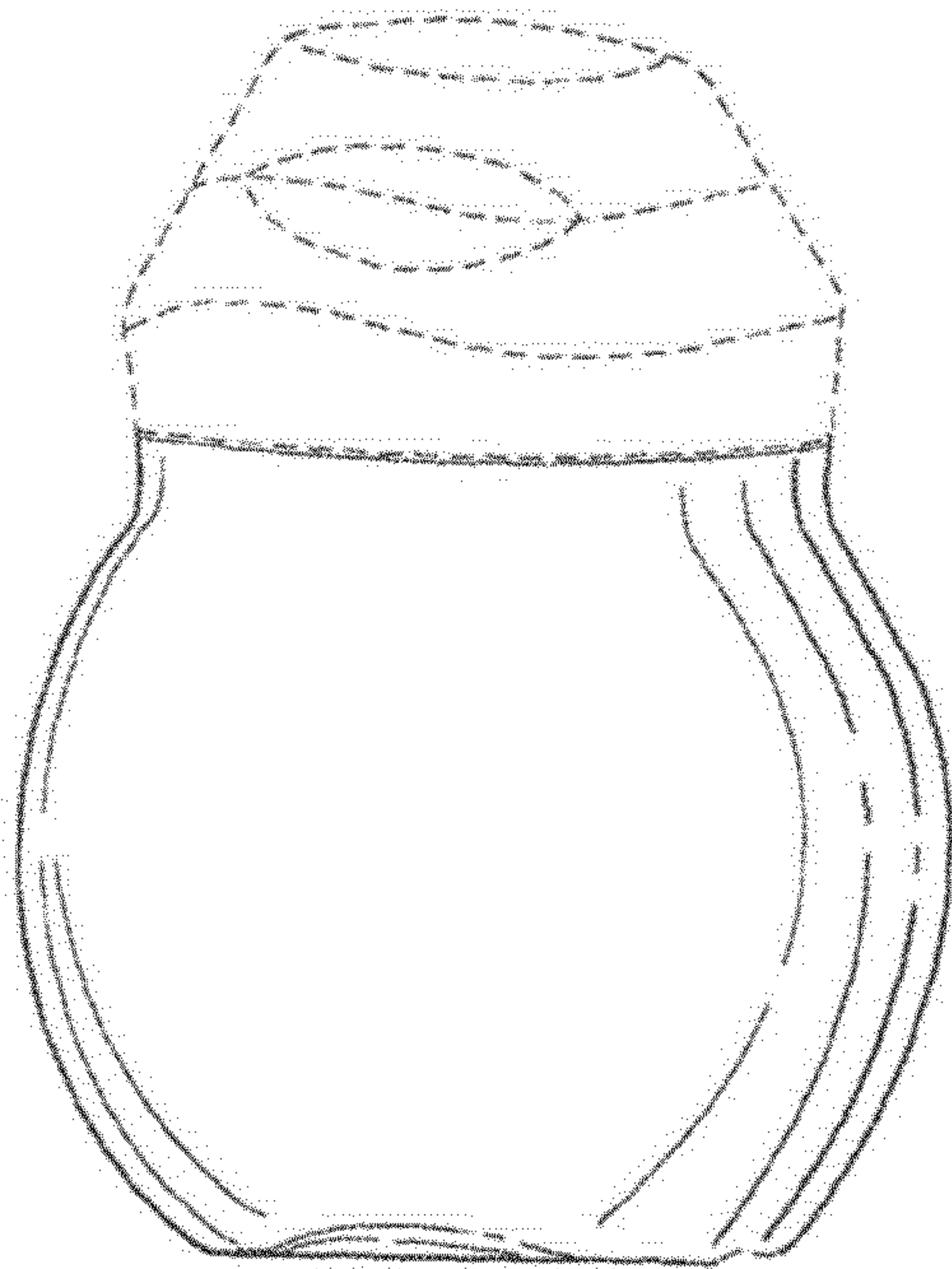


FIG. 2

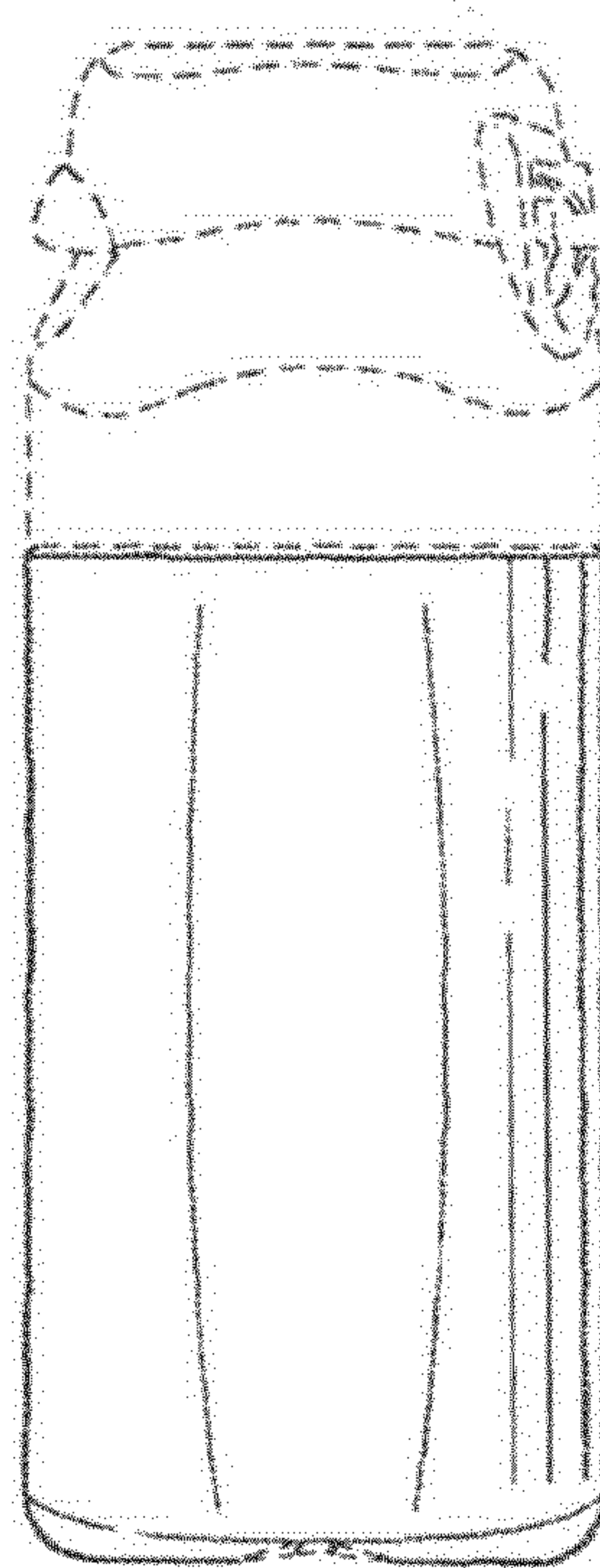


FIG. 3

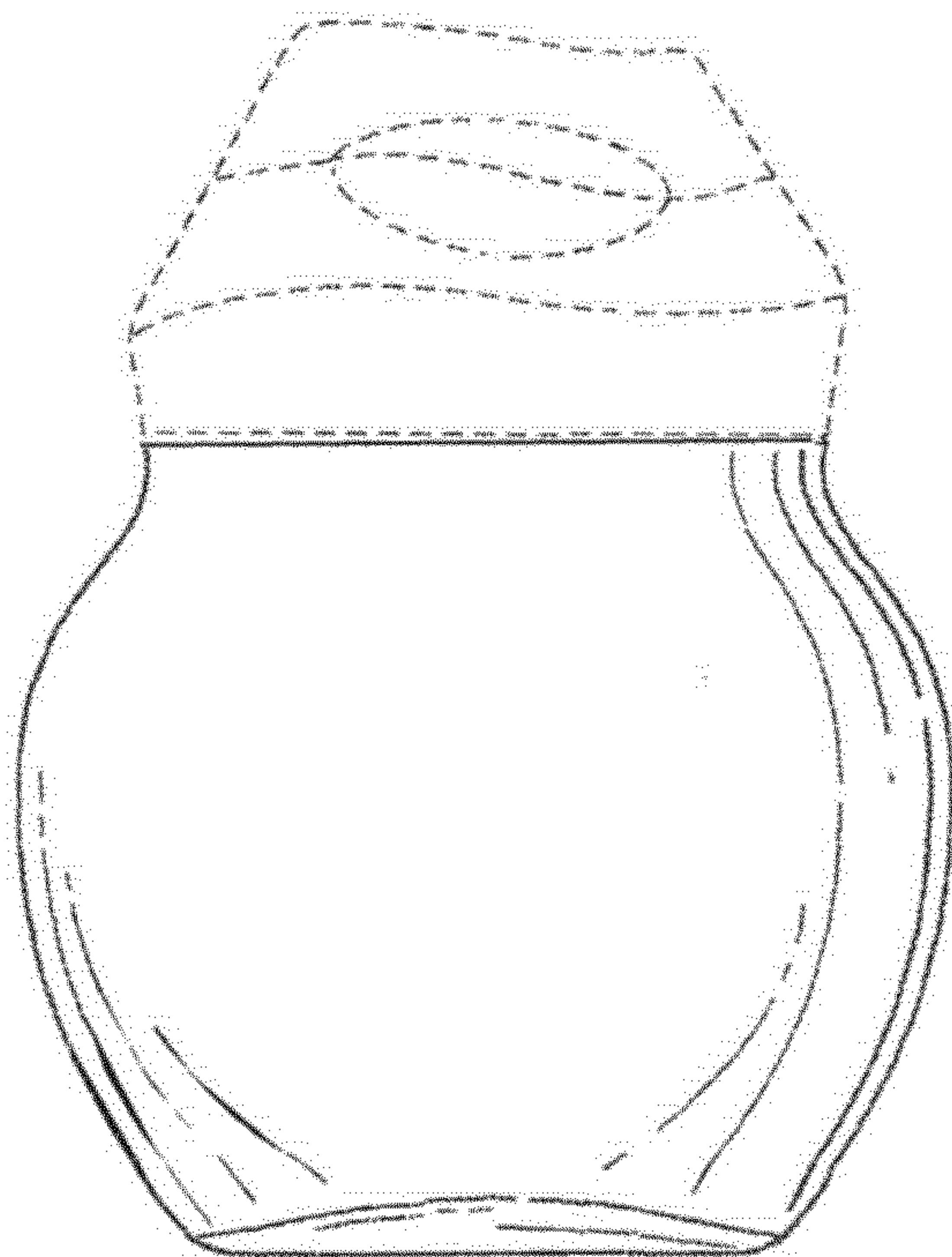


FIG. 4




FIG. 5

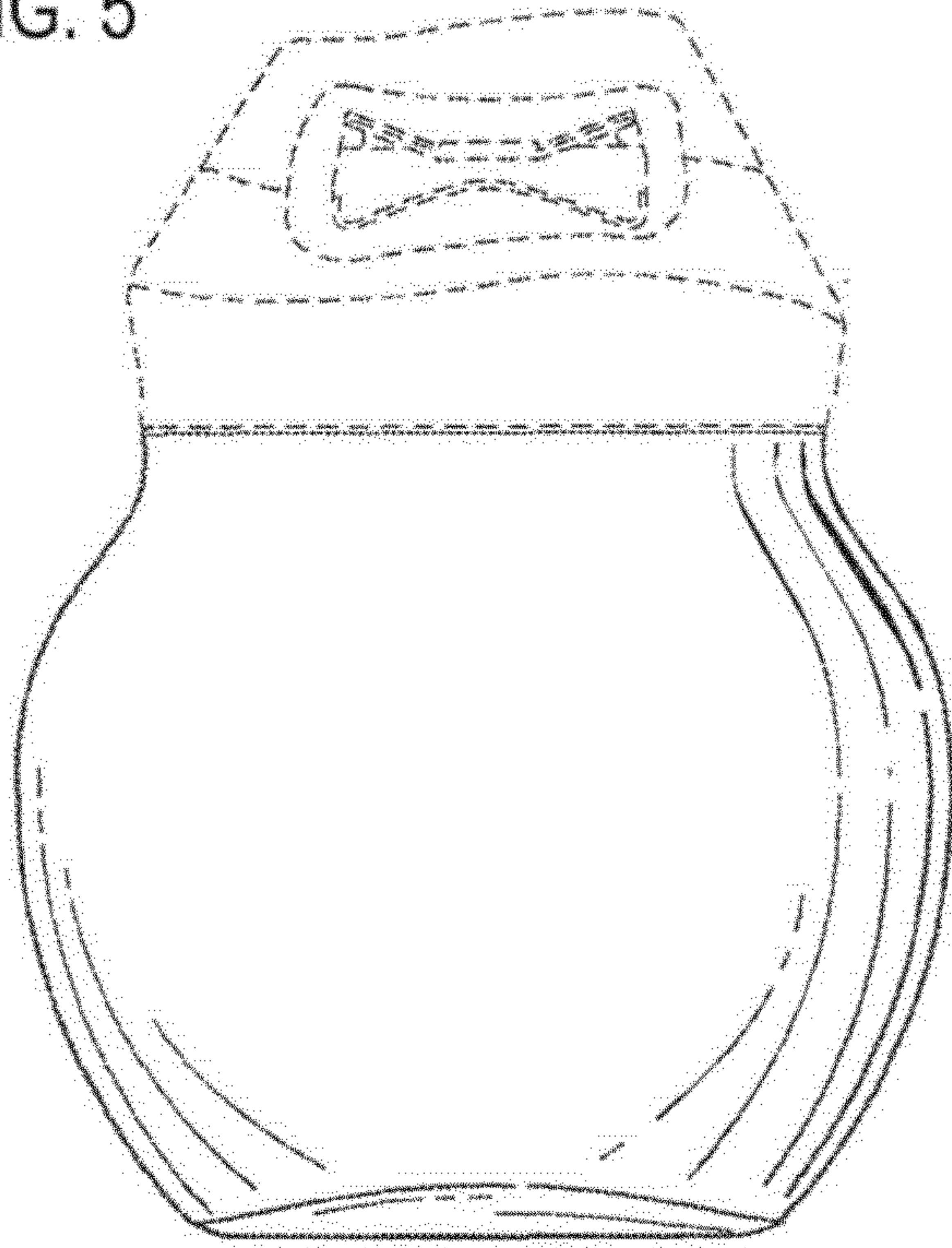


FIG. 6

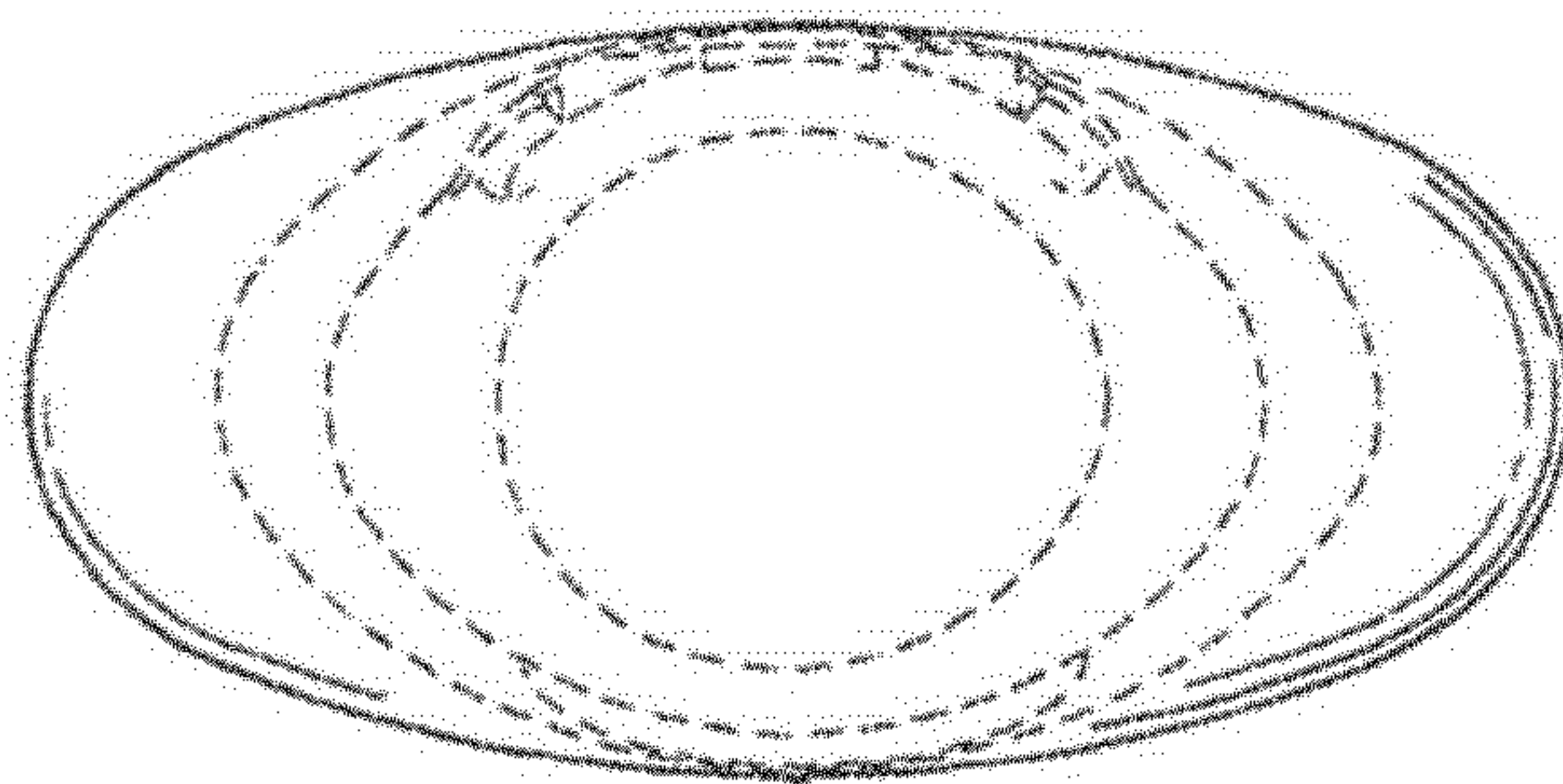


FIG. 7

