

US00D737683S

(12) **United States Design Patent**
Staten et al.

(10) **Patent No.:** **US D737,683 S**
(45) **Date of Patent:** **** Sep. 1, 2015**

(54) **BOTTLE**

(75) Inventors: **Richard Staten**, Woodstock, GA (US);
Terri L. Gunder, Lawrenceville, GA
(US)

(73) Assignee: **The Coca-Cola Company**, Atlanta, GA
(US)

(**) Term: **14 Years**

(21) Appl. No.: **29/424,235**

(22) Filed: **Jun. 8, 2012**

(51) **LOC (10) Cl.** **09-01**

(52) **U.S. Cl.**

USPC **D9/541**; D9/542; D9/556

(58) **Field of Classification Search**

USPC D9/686–689, 727–729, 773–774, 763,
D9/516, 521, 529–530, 537–543, 553–554,
D9/556–557, 566–567, 569–571, 574–575,
D9/447, 449; 215/379, 381–382, 384;
220/660, 675

See application file for complete search history.

(56) **References Cited**

U.S. PATENT DOCUMENTS

D251,182 S	2/1979	Angleman et al.	
D352,458 S	11/1994	Gray	
D353,099 S	* 12/1994	Poisson	D9/542
D382,811 S	8/1997	Kotyuk et al.	
D383,394 S	* 9/1997	Davis	D9/539
D414,117 S	9/1999	Mikla	
D438,804 S	* 3/2001	Gonda et al.	D9/542
D439,150 S	* 3/2001	Gonda et al.	D9/682
D439,165 S	* 3/2001	Erkelbout et al.	D9/529 X
D444,386 S	7/2001	Weber	
D446,459 S	8/2001	Weber	
D455,647 S	4/2002	Cummings	
D459,659 S	* 7/2002	Chung	D9/529
D480,005 S	* 9/2003	Conway	D9/530
D495,955 S	* 9/2004	Storz et al.	D9/558 X

D496,283 S	9/2004	Busa	
D497,546 S	10/2004	Cummings	
D498,670 S	11/2004	Cummings et al.	
D505,319 S	5/2005	Cummings et al.	
D510,030 S	9/2005	Storz et al.	
D514,948 S	* 2/2006	Busa et al.	D9/557 X
D526,204 S	8/2006	Stolle	
D528,012 S	* 9/2006	Snyder	D9/727

(Continued)

Primary Examiner — Carol P Rademaker

(74) *Attorney, Agent, or Firm* — Parks Wood LLC; Collen A. Beard

(57) **CLAIM**

We claim the ornamental design for a bottle, as shown and described.

DESCRIPTION

FIG. 1 is a top, front, right side perspective view of a bottle according to a first embodiment of our new design;

FIG. 2 is a left side elevational view thereof;

FIG. 3 is a front elevational view thereof;

FIG. 4 is a rear elevational view thereof;

FIG. 5 is a right side elevational view thereof;

FIG. 6 is a top plan view thereof;

FIG. 7 is a bottom plan view thereof;

FIG. 8 is a top, front, right side perspective view of a bottle according to a second embodiment of our new design;

FIG. 9 is a left side elevational view thereof;

FIG. 10 is a front elevational view thereof;

FIG. 11 is a rear elevational view thereof;

FIG. 12 is a right side elevational view thereof;

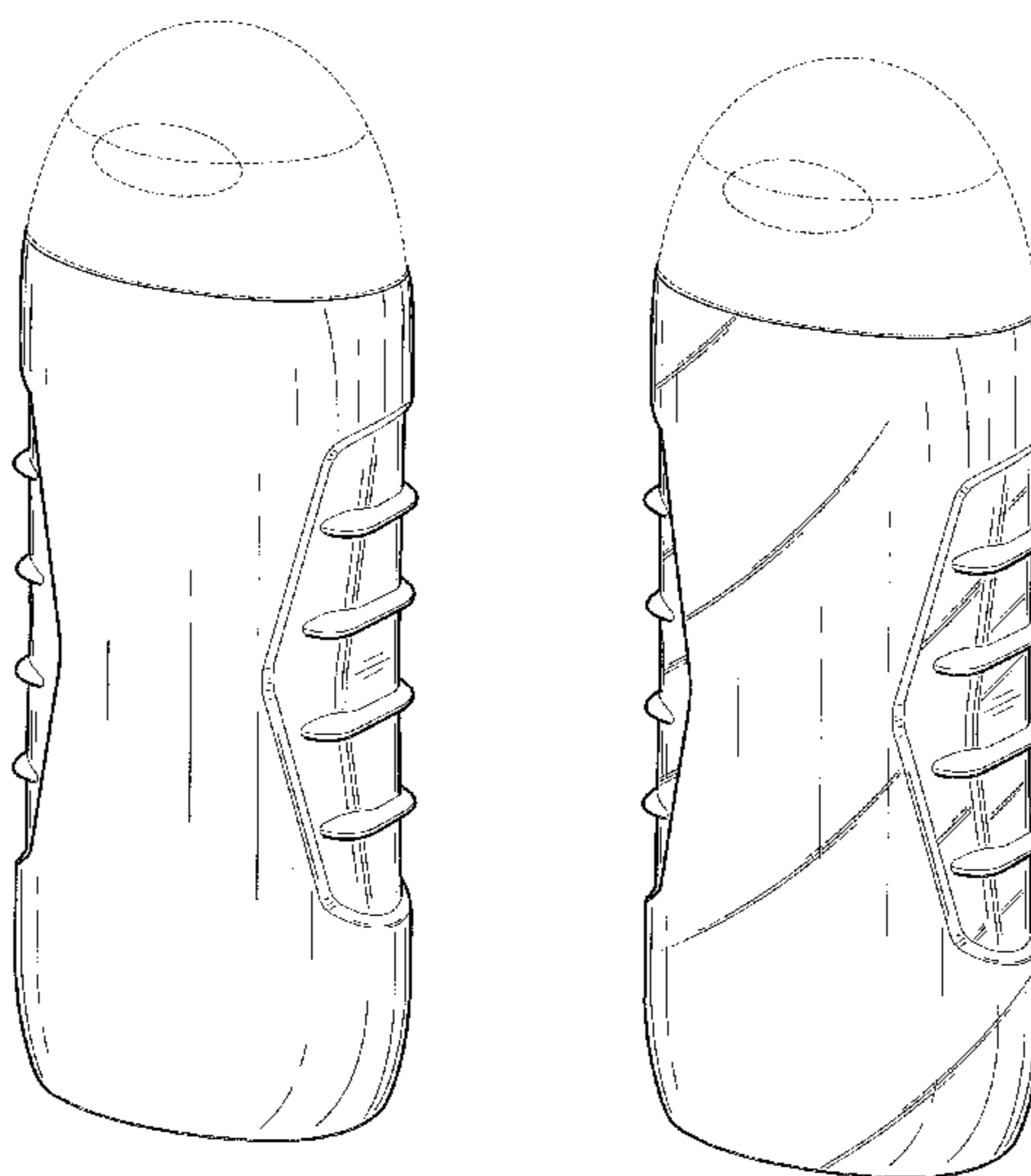
FIG. 13 is a top plan view thereof; and,

FIG. 14 is a bottom plan view thereof.

The broken lines shown in the drawings are included for the purpose of illustrating environmental structure and form no part of the claimed design.

The oblique shade lines shown in FIGS. 8-12 & 14 represent a polished surface.

1 Claim, 8 Drawing Sheets



(56)

References Cited

U.S. PATENT DOCUMENTS

D530,624 S 10/2006 Cummings et al.
 D542,673 S 5/2007 Shurtleff et al.
 D546,187 S * 7/2007 Ratzlaff D9/557 X
 D547,664 S * 7/2007 Davis et al. D9/538
 D554,999 S * 11/2007 Nukuto et al. D9/521
 D558,580 S * 1/2008 Kuzma et al. D9/541
 D565,417 S 4/2008 Lee et al.
 D566,564 S * 4/2008 Lee et al. D9/521
 D576,494 S 9/2008 Bakic
 D579,781 S 11/2008 Granitz
 D585,764 S 2/2009 Jefferson
 D587,122 S 2/2009 Herstol
 D590,264 S 4/2009 Schwartz et al.

D593,866 S * 6/2009 Dombrowski et al. D9/542
 D594,340 S * 6/2009 Eilken et al. D9/529
 D599,206 S * 9/2009 Eilken et al. D9/516
 D610,908 S * 3/2010 Kuzma et al. D9/538 X
 D619,010 S * 7/2010 Wasson et al. D9/538
 D620,801 S 8/2010 Herstol et al.
 D623,960 S 9/2010 Kathofer
 D629,695 S * 12/2010 Zaniewski et al. D9/529
 D631,361 S 1/2011 Kuzma et al.
 D631,363 S * 1/2011 Herstol et al. D9/557
 7,874,466 B2 * 1/2011 McConville et al. 222/494
 D644,527 S 9/2011 Howell et al.
 D646,978 S 10/2011 Horowitz
 D650,284 S 12/2011 Schriner et al.
 D656,027 S * 3/2012 Conklin et al. D9/516
 D681,473 S * 5/2013 Nanda D9/541

* cited by examiner

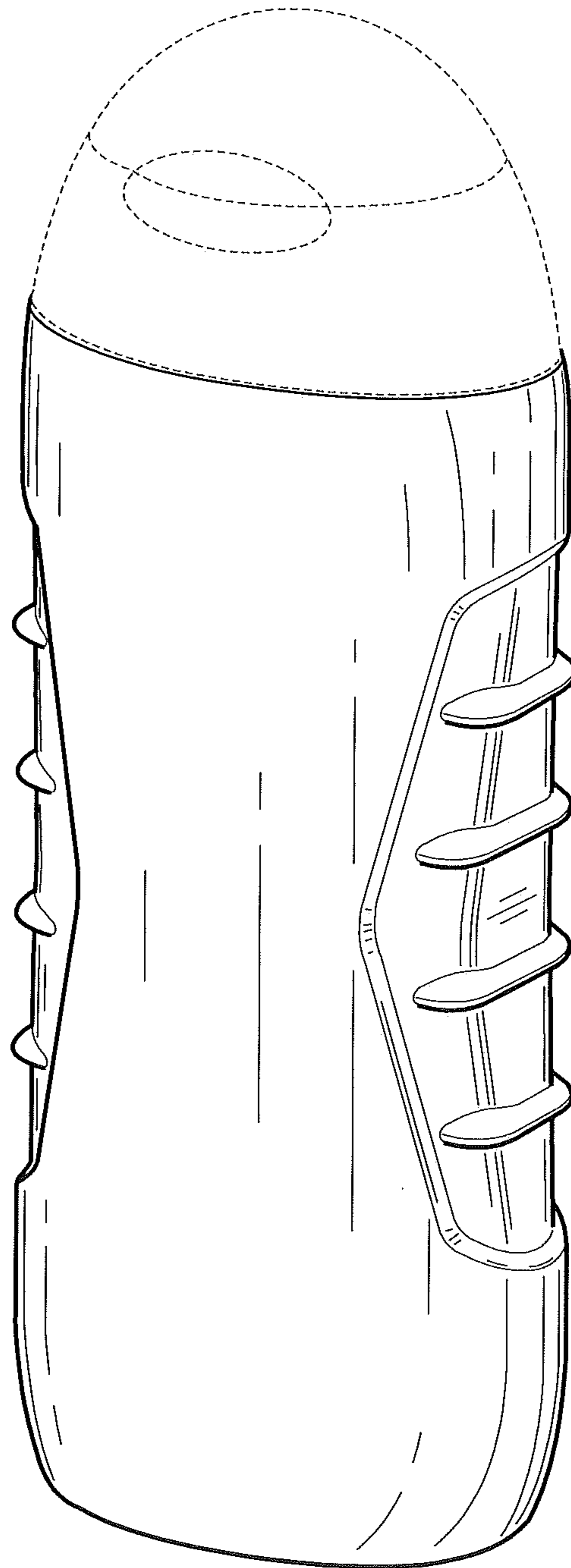


FIG. 1

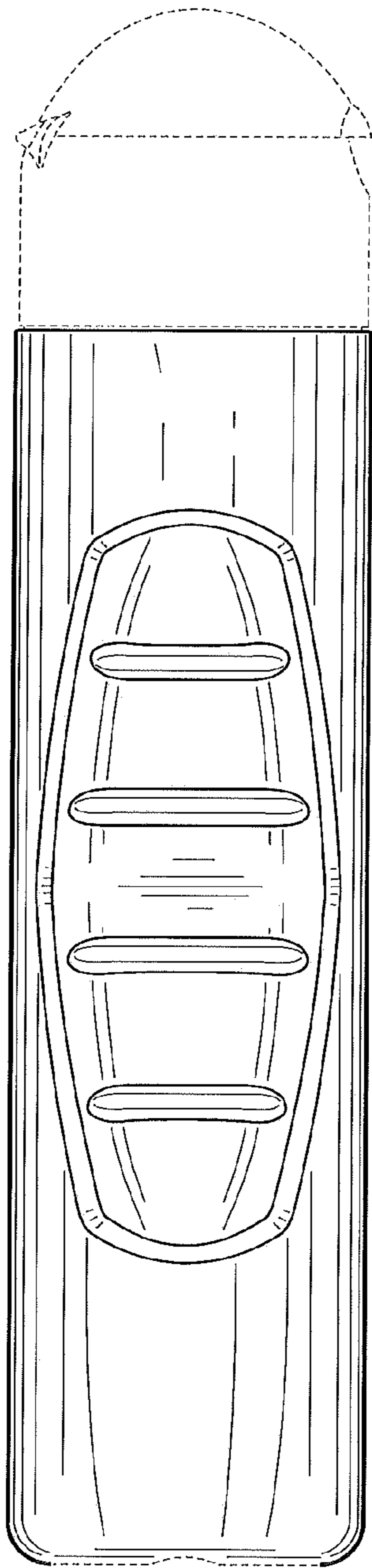


FIG. 2

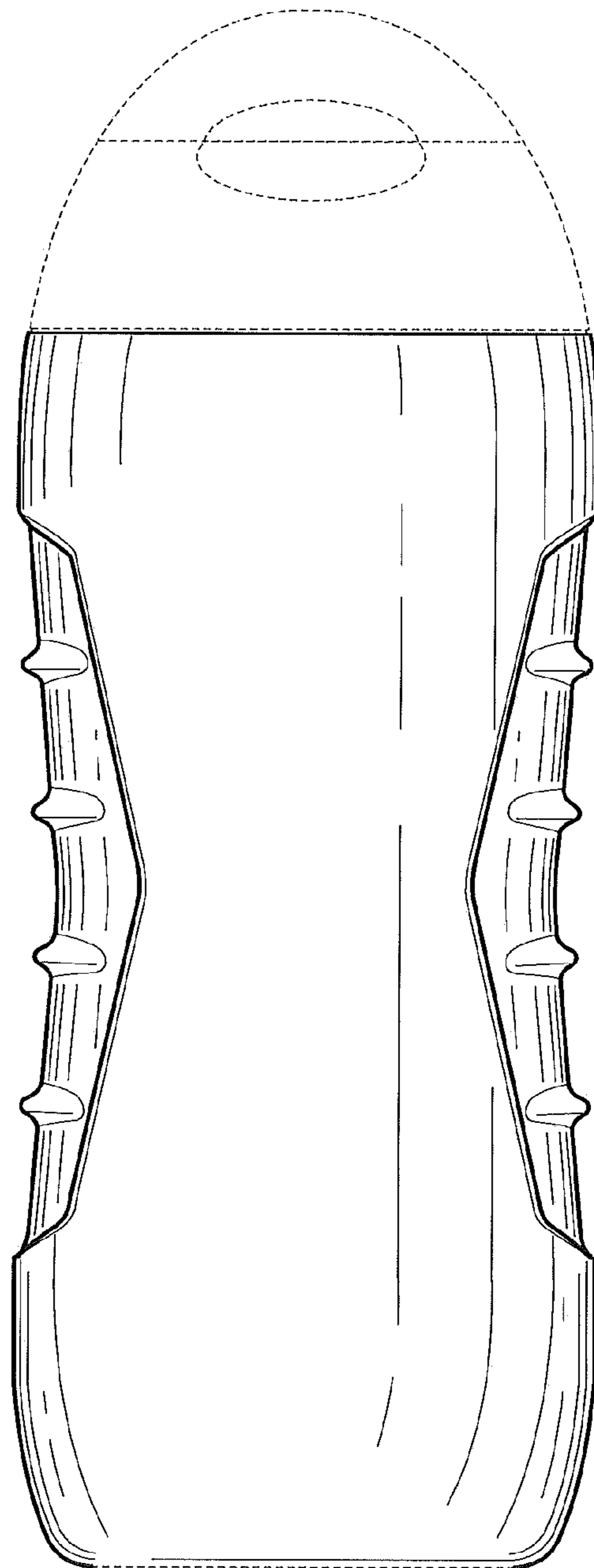


FIG. 3

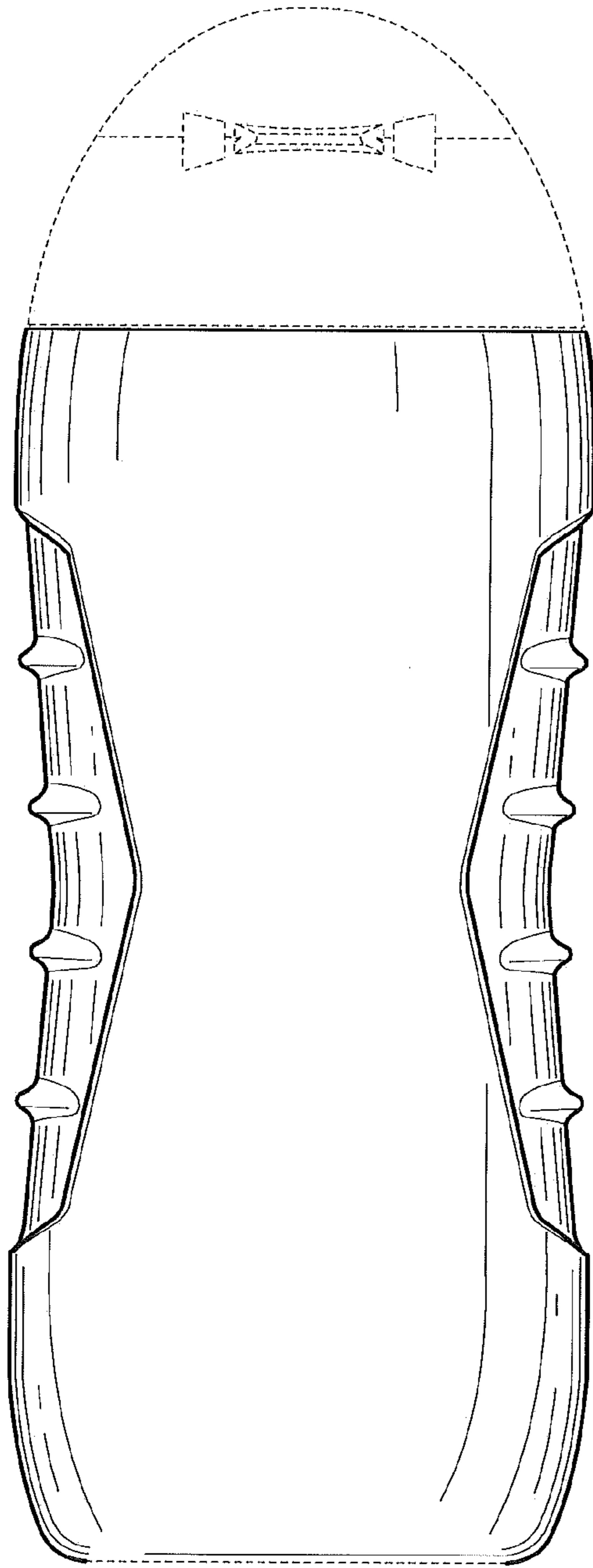


FIG. 4

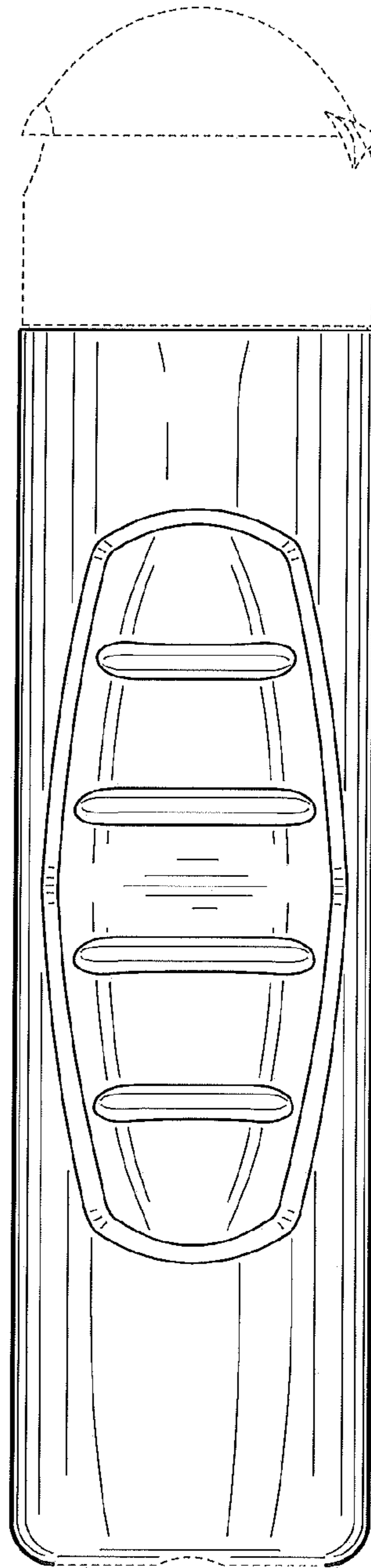


FIG. 5

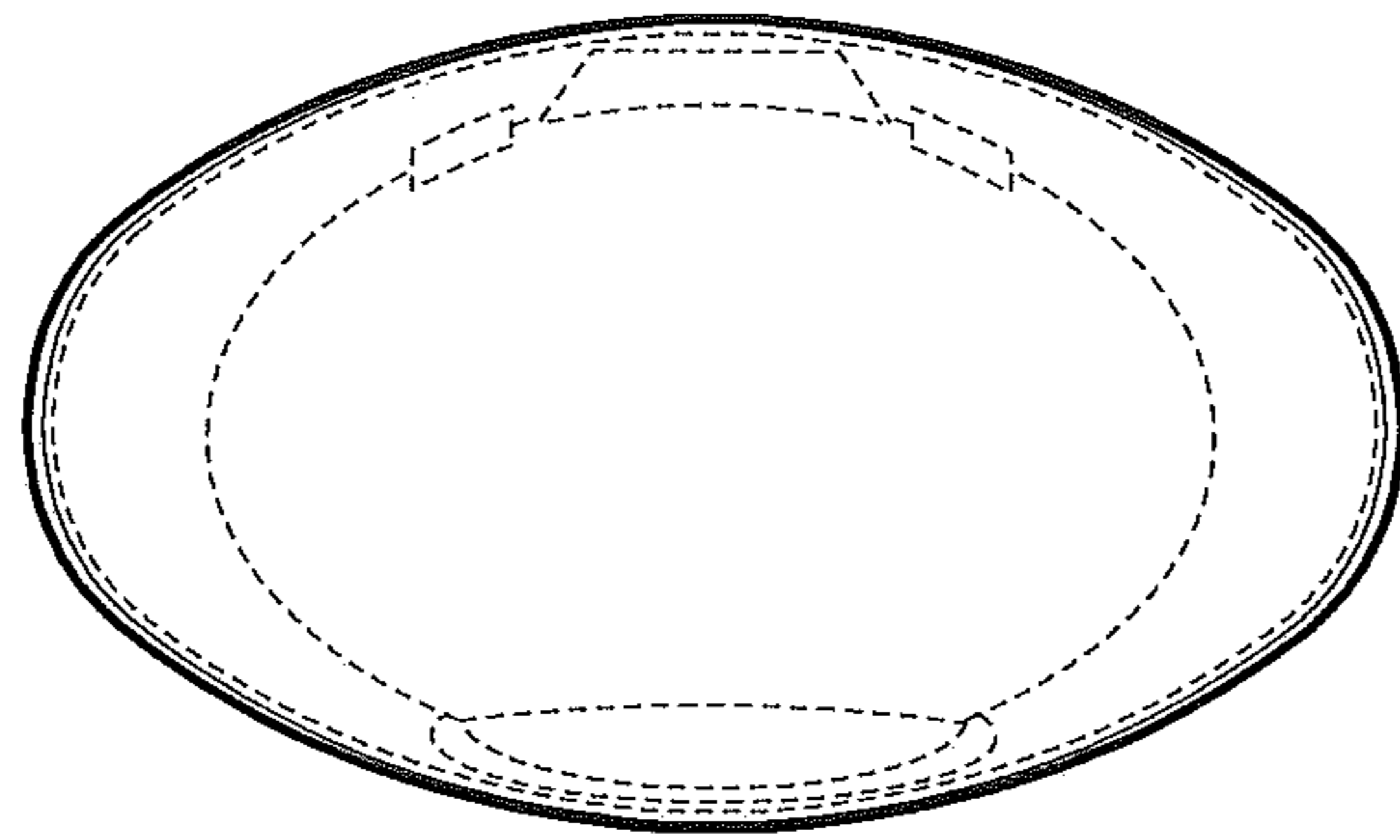


FIG. 6

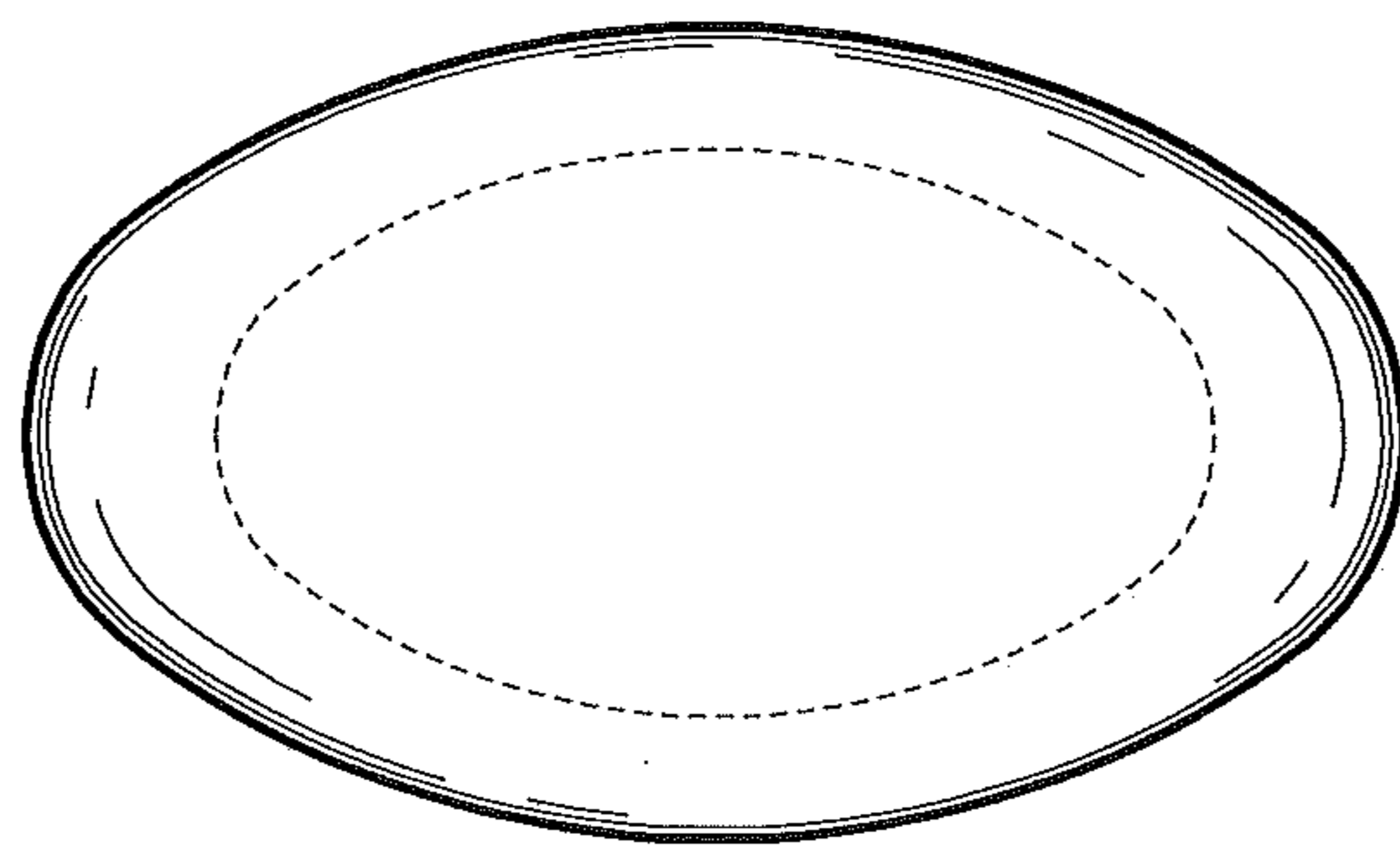


FIG. 7

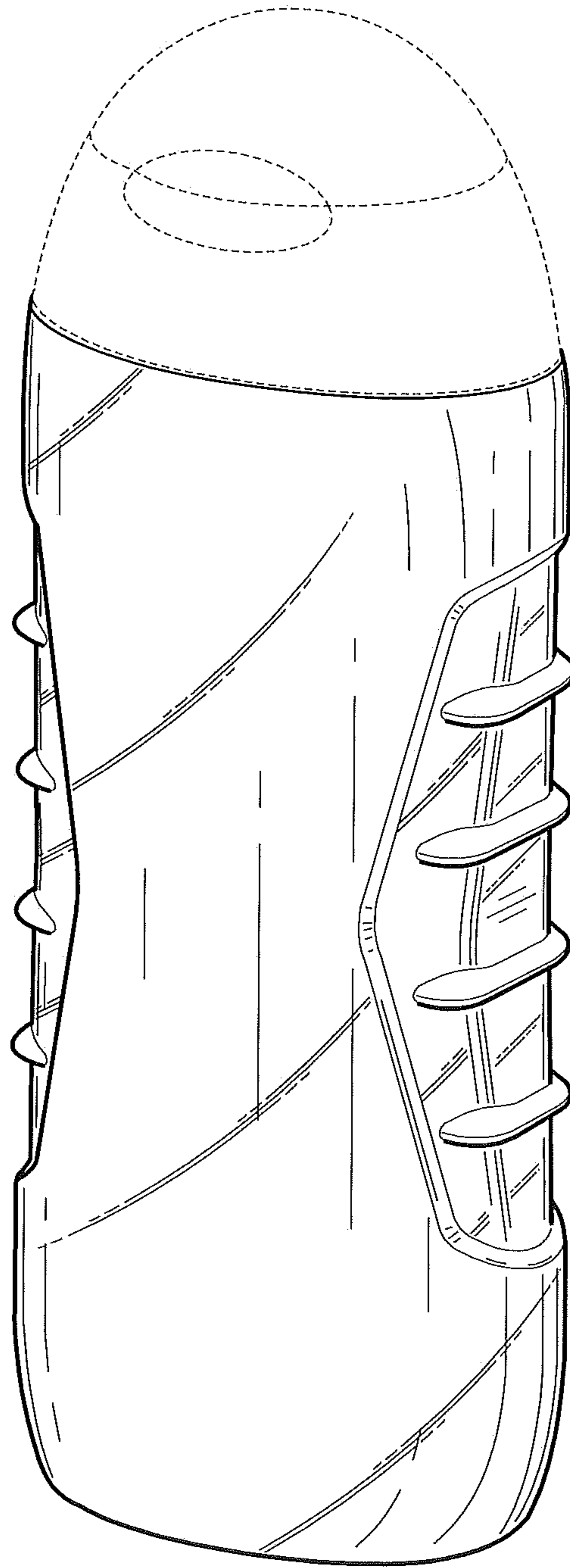


FIG. 8

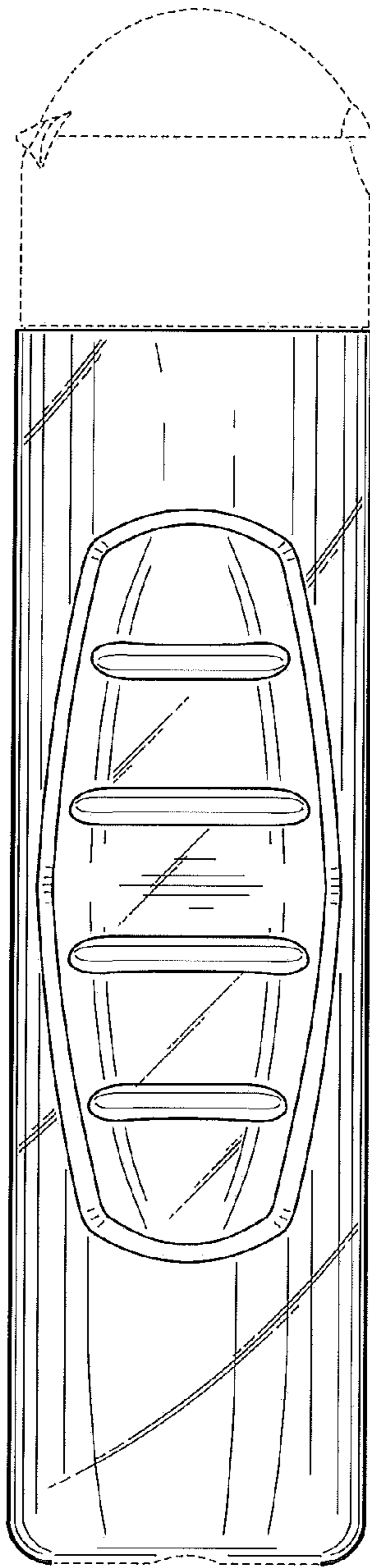


FIG. 9

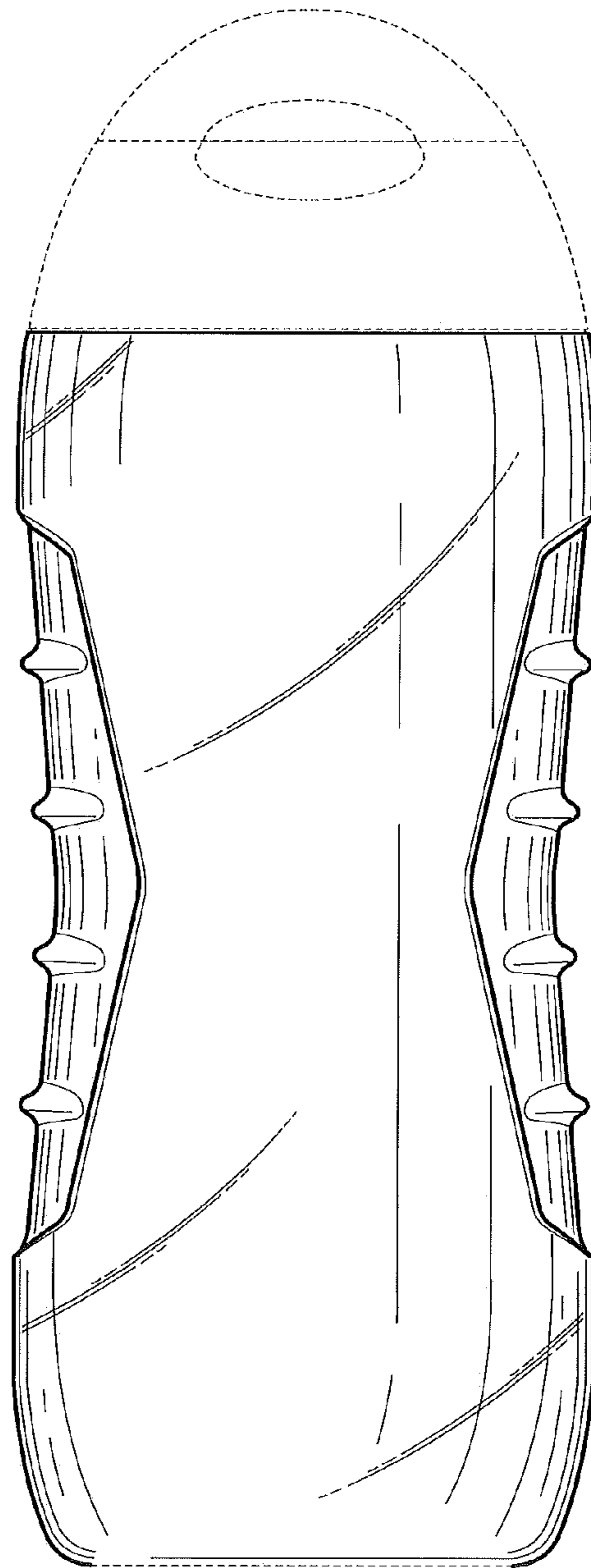


FIG. 10

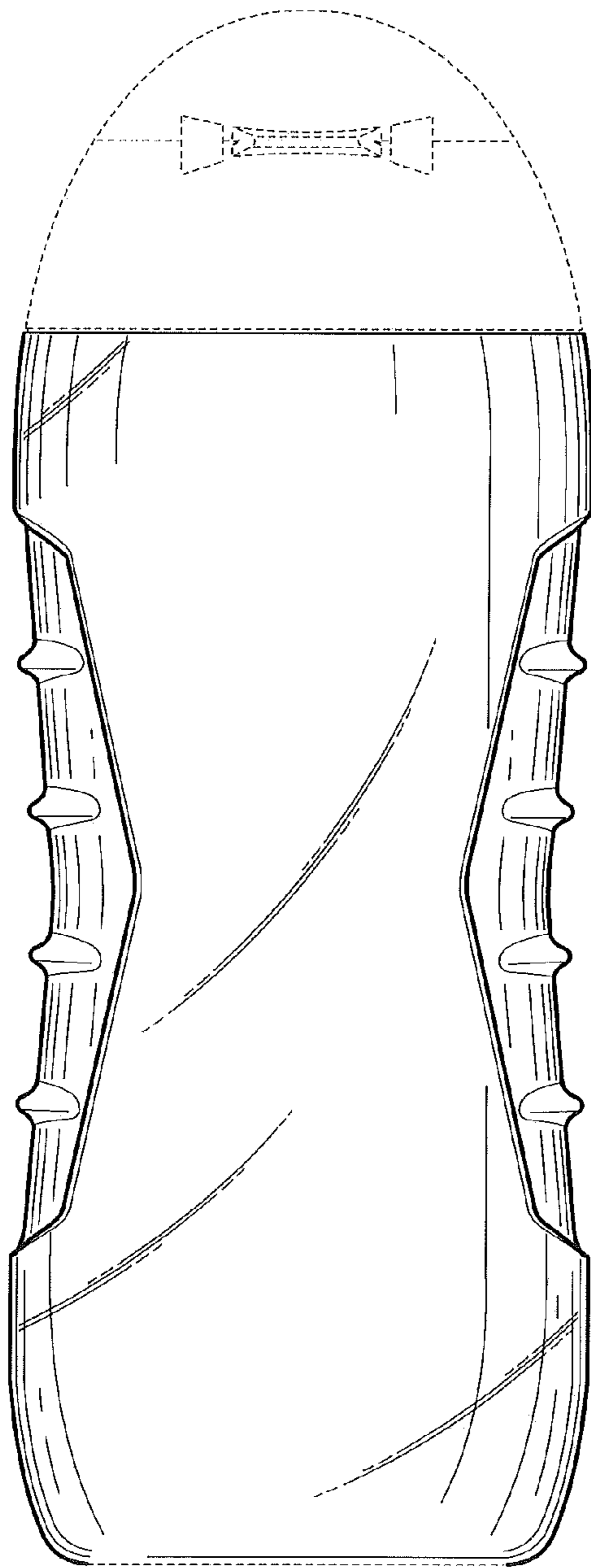


FIG. 11

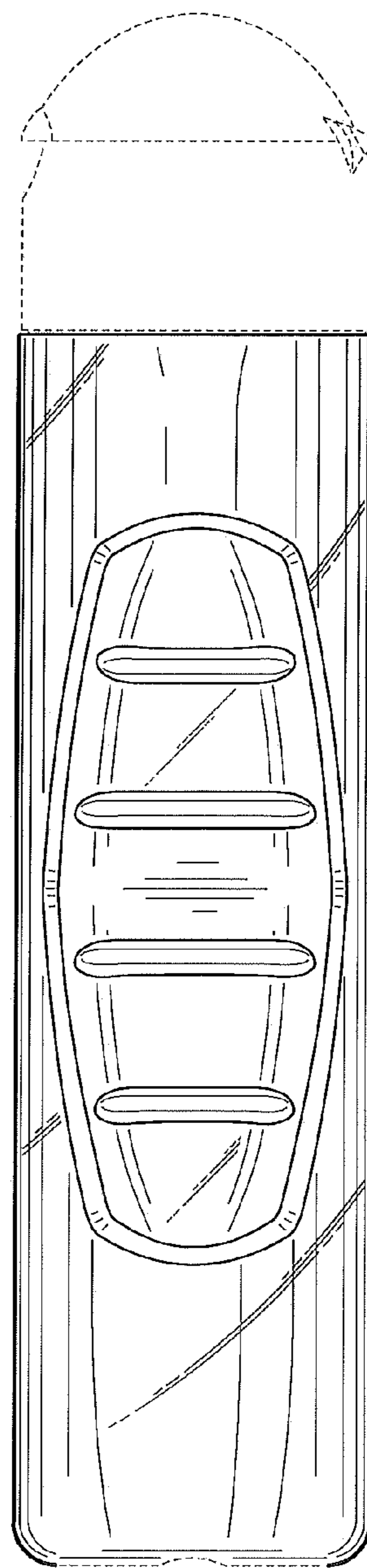


FIG. 12

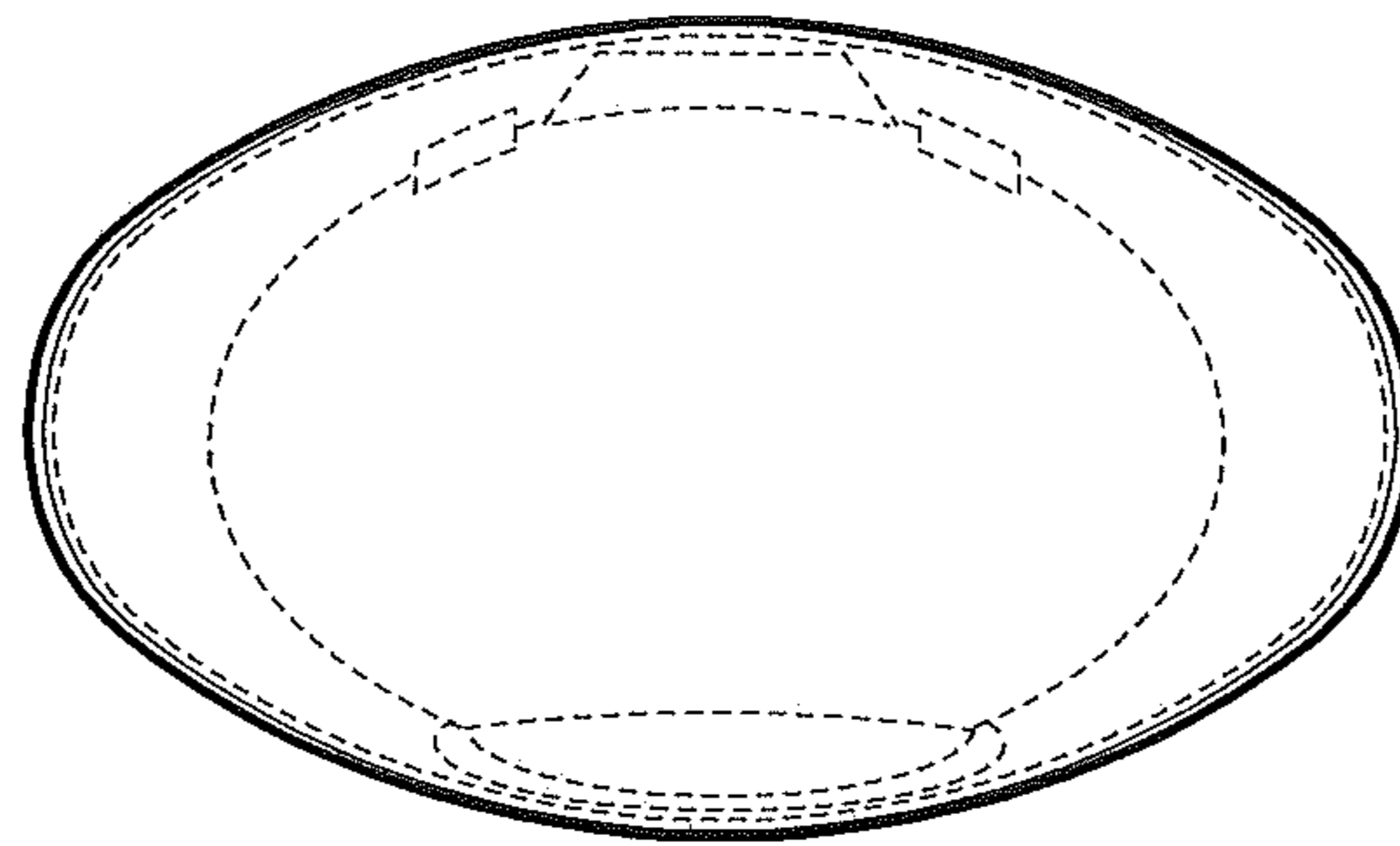


FIG. 13

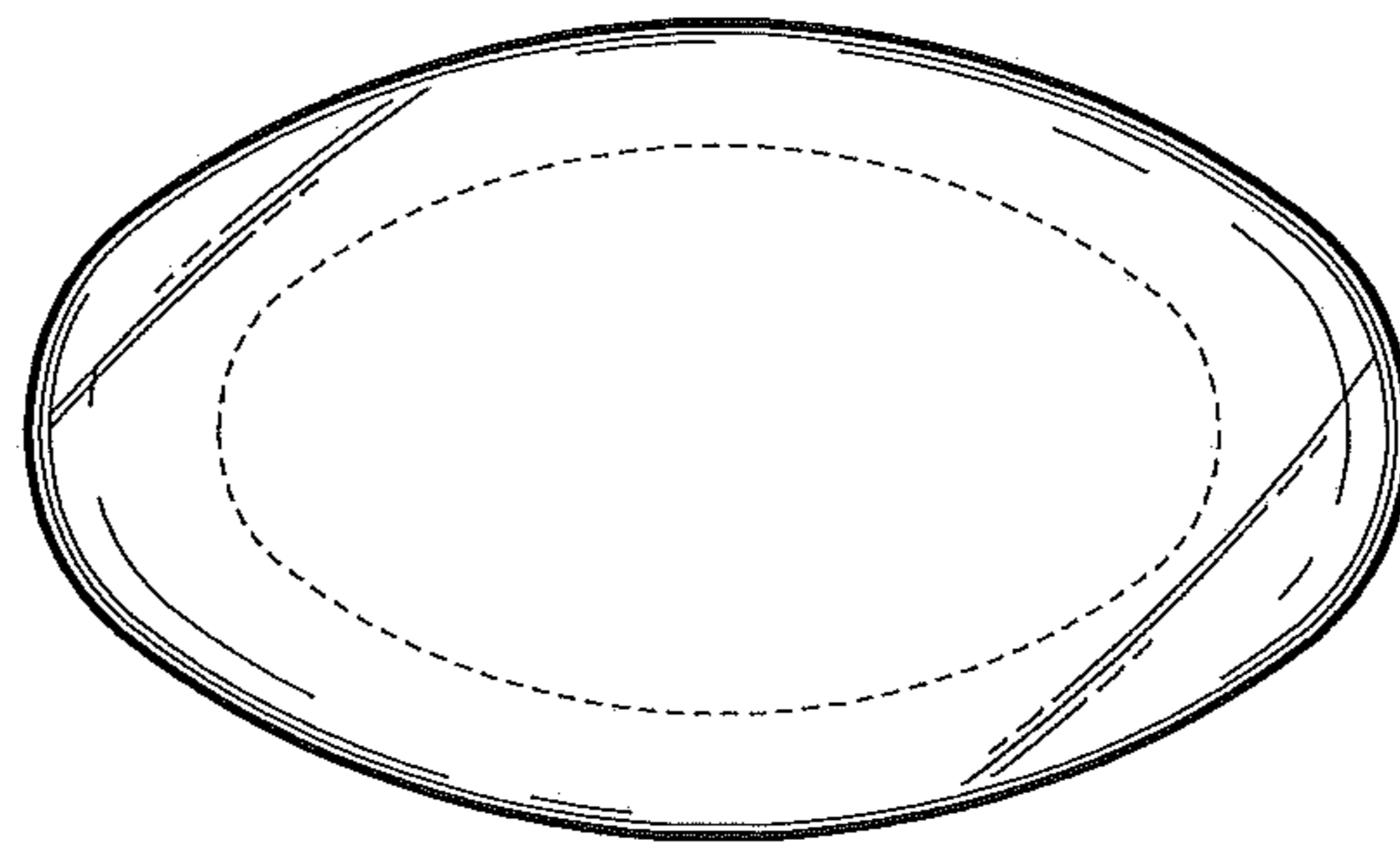


FIG. 14